

United States Patent [19]

Kinnerbrew, IV

[11] **Des. 263,523**

[45] ** **Mar. 30, 1982**

[54] **BENCH**

[76] Inventor: **Joseph E. Kinnerbrew, IV**, 13300 Beckwith Dr., NE., Lowell, Mich. 49331

[**] Term: **14 Years**

[21] Appl. No.: **24,543**

[22] Filed: **Mar. 28, 1979**

[51] Int. Cl. **D6-01**

[52] U.S. Cl. **D6/26; D6/27; D6/58; D6/59; D6/146; D6/177**

[58] Field of Search **D6/47-78, D6/146, 177-179**

[56]

References Cited

U.S. PATENT DOCUMENTS

D. 114,758 5/1939 Hartman D6/175

D. 200,412 2/1965 Carr D6/177
D. 210,386 3/1968 Kagan D6/175
D. 233,277 10/1974 Beller D6/177 X
D. 247,529 3/1978 Lamb D6/4
4,235,473 11/1980 Aginar D6/70 X

Primary Examiner—Bruce W. Dunkins
Attorney, Agent, or Firm—Waters & Lesniak

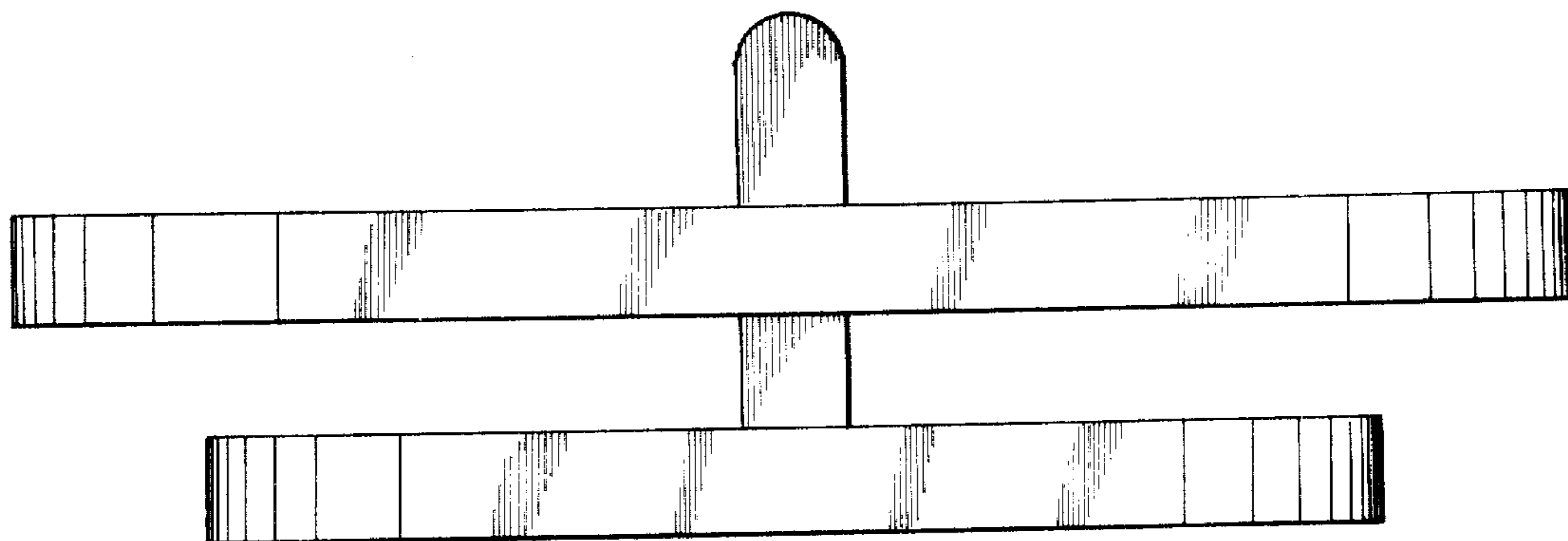
[57] CLAIM

The ornamental design for a bench, as shown and described.

DESCRIPTION

FIG. 1 is a front elevational view of my bench design; FIG. 2 is a plan view thereof; and FIG. 3 is a left side elevational view thereof, the opposite side view being identical.

The plan view of my second embodiment is identical with the plan view of my first embodiment.



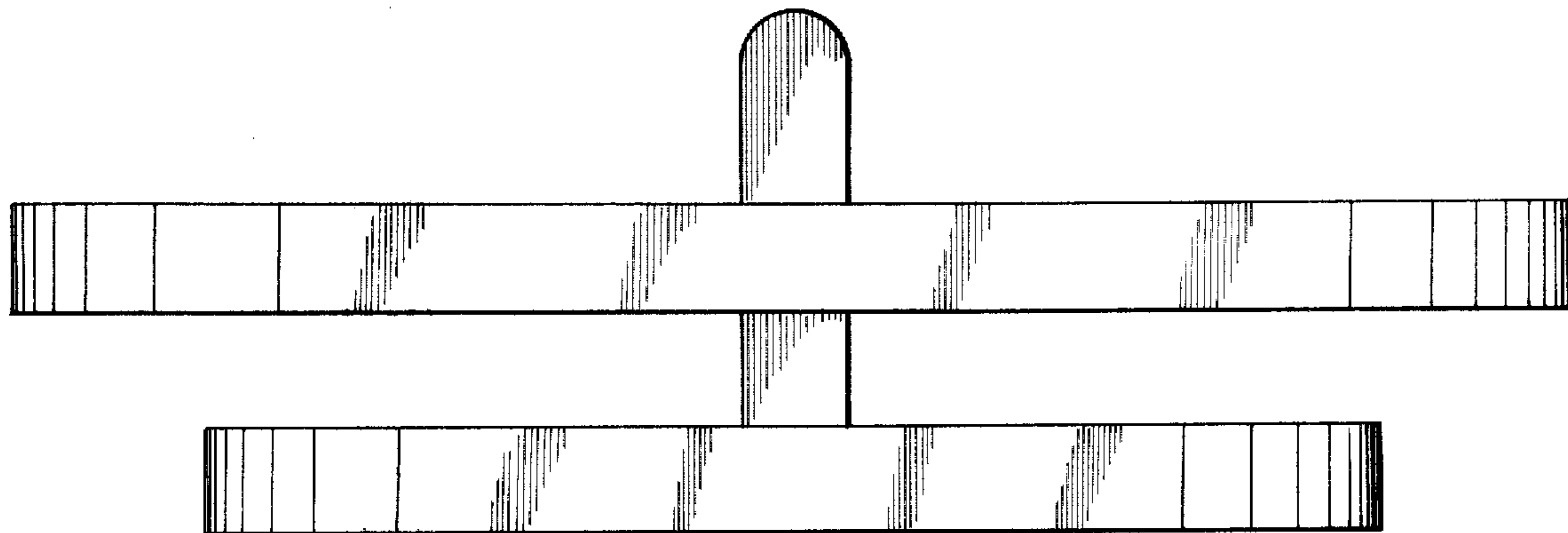


FIG. 1




FIG. 2

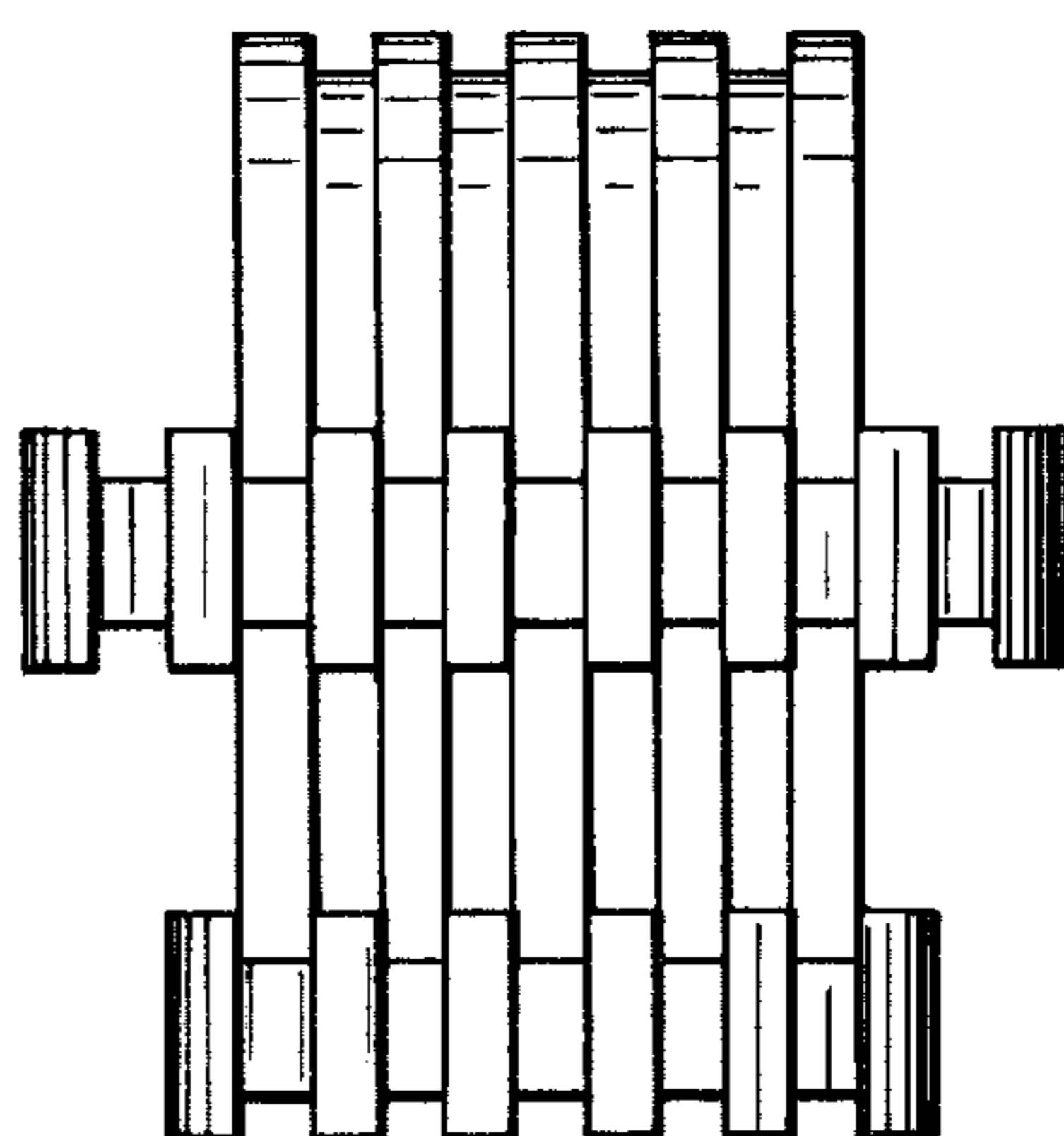


FIG. 3