

[54] **COMBINATION MAILBOX, NEWSPAPER RECEPTACLE, AND SUPPORT THEREFOR**

[76] Inventor: **Vincent Paparella**, 9911 Fruitridge, Sparta, Mich. 49345

[\*\*] Term: **14 Years**

[21] Appl. No.: **120,718**

[22] Filed: **Feb. 11, 1980**

[51] Int. Cl. .... **D99-00**

[52] U.S. Cl. .... **D99/32; D99/29; D99/31**

[58] Field of Search ..... **D99/29, 30, 31, 32, D99/33; 232/17, 19-21, 24-27, 30-32, 34, 35, 38, 39**

[56] **References Cited**

**U.S. PATENT DOCUMENTS**

D. 185,523	6/1959	Wright	D29/31
D. 190,939	7/1961	Herblan	D29/33
369,278	8/1887	Dubey	232/17
379,302	3/1888	Archer	232/17
446,257	2/1891	Lane	232/17
474,229	3/1892	Donahue	232/17
524,637	8/1894	Johnson	232/17
693,770	2/1902	Edwards	232/17
1,137,740	5/1915	Challeen	232/17
1,494,181	5/1924	Morris	232/17
1,526,763	2/1925	Schwarz	232/17
1,817,191	8/1931	Harmony	232/17
1,877,473	9/1932	Graham	232/24
2,583,623	1/1952	Amo	23/24
2,636,669	4/1953	Mossman, Sr.	232/35
2,945,621	7/1960	Kopprasch et al.	232/24
3,080,107	3/1963	Lindahl	232/35
3,107,848	10/1963	Penta	232/17
3,163,356	12/1964	Joehnk	232/35

3,243,104	3/1966	Fillion	232/33
3,706,411	12/1972	Klein	232/17
3,758,027	9/1973	Morgan	232/17
3,802,656	4/1974	Virblas	248/145
3,870,262	3/1975	Manning, Jr.	232/39
4,018,379	4/1977	Carter	232/35
4,146,171	3/1979	Hodge	232/17
4,147,292	4/1979	Fisher	232/35

**FOREIGN PATENT DOCUMENTS**

16801	of 1892	United Kingdom	232/24
-------	---------	----------------	--------

*Primary Examiner*—Lester L. Lee

*Attorney, Agent, or Firm*—Price, Heneveld, Huizenga & Cooper

[57] **CLAIM**

The ornamental design for the combination mailbox, newspaper receptacle, and support therefor, as shown and described.

**DESCRIPTION**

FIG. 1 is a perspective view of a combination mailbox, newspaper receptacle, and support therefor, embodying my design.

FIG. 2 is a front elevational view of the design.

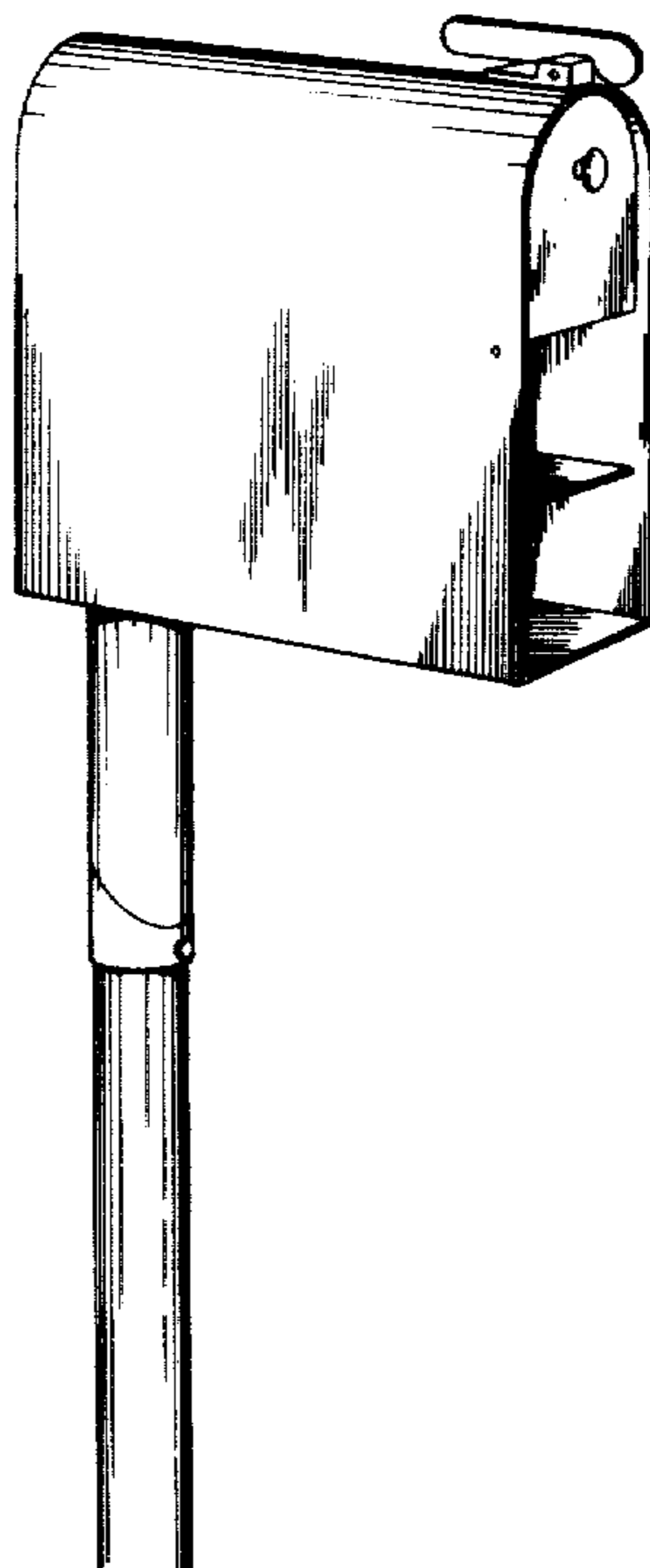
FIG. 3 is a side elevational view of the design, taken from the left-hand side thereof, and wherein the right-hand side elevational view is substantially identical therewith.

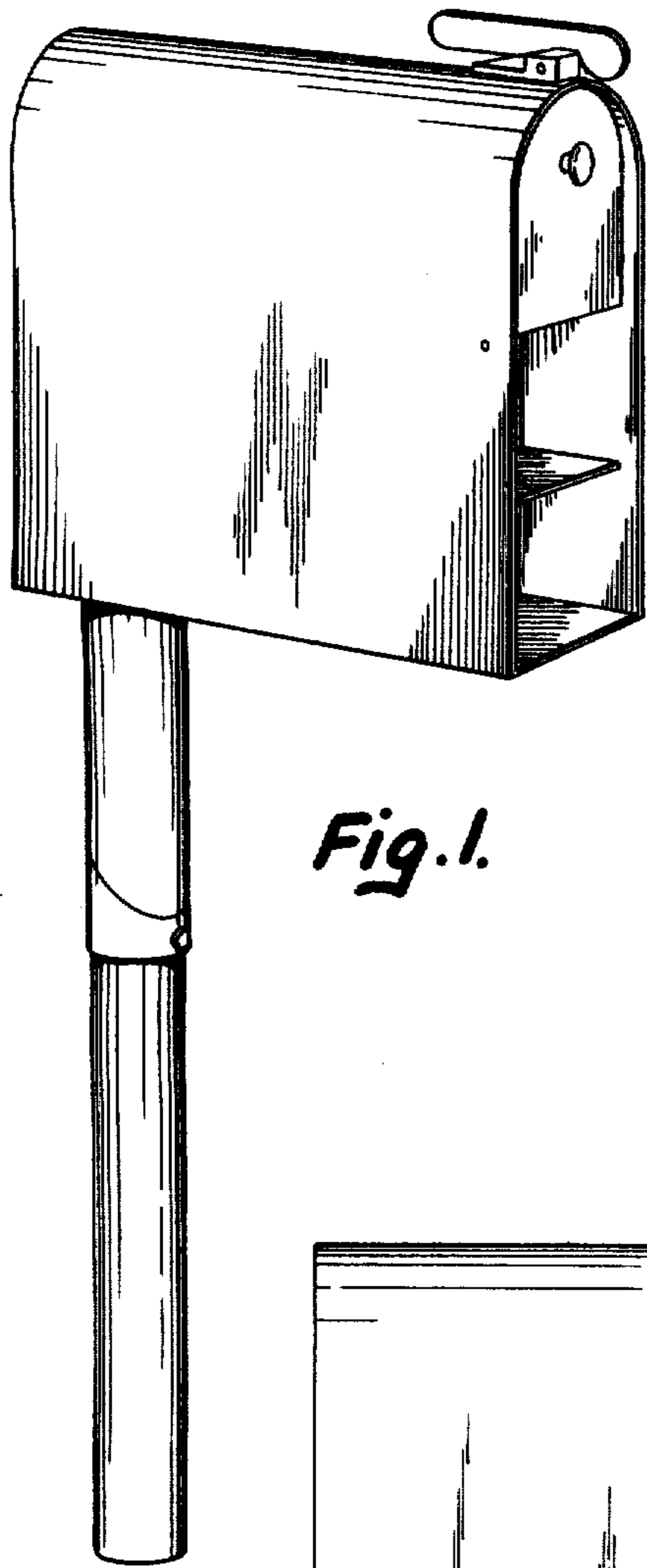
FIG. 4 is a rear elevational view of the design.

FIG. 5 is a perspective view of a second embodiment of the design, having a single newspaper receptacle.

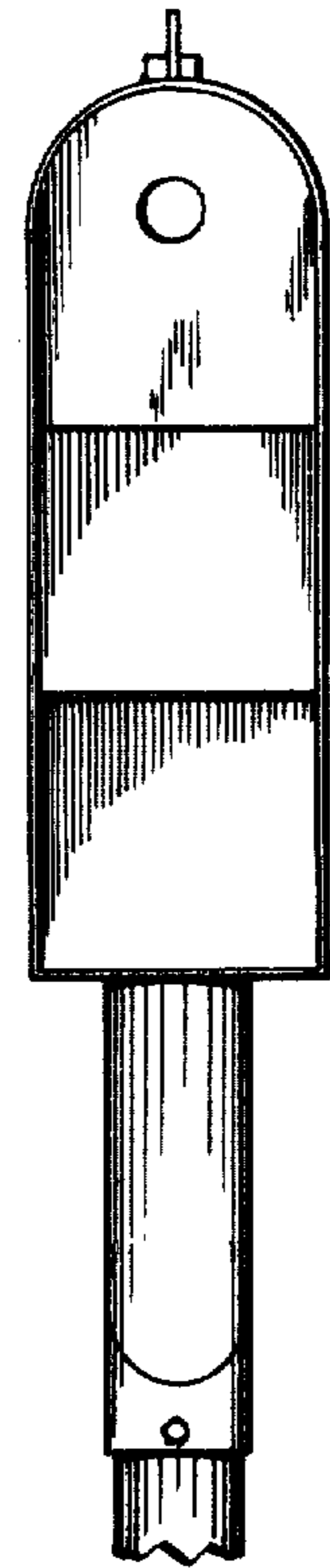
FIG. 6 is a perspective view of a third embodiment of my design, having two side-by-side newspaper receptacles.

FIG. 7 is a fourth embodiment of my design, having four newspaper receptacles.

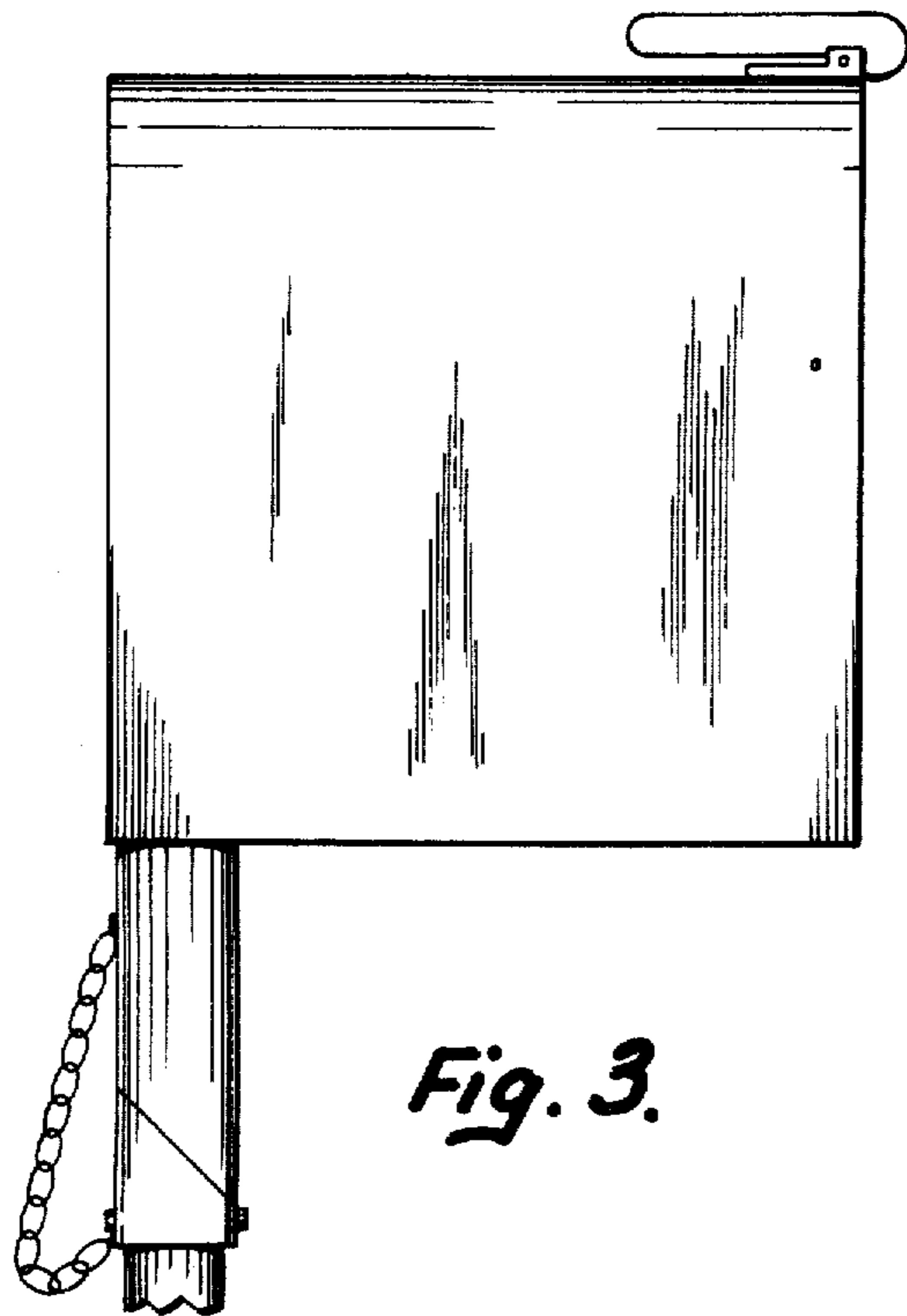





*Fig. 1.*



*Fig. 2.*



*Fig. 3.*



*Fig. 4.*