

[54] **ELECTRIC HEATING ELEMENT**

[75] Inventors: **Randall T. Markum; Yogesh P. Patel,**  
both of Murfreesboro, Tenn.

[73] Assignee: **Emerson Electric Co., St. Louis, Mo.**

[\*\*] Term: **14 Years**

[21] Appl. No.: **847,727**

[22] Filed: **Nov. 2, 1977**

[51] Int. Cl. .... **D23—03**

[52] U.S. Cl. .... **D23/127**

[58] Field of Search ..... **D7/136; D23/72, 77,**  
**D23/86, 87, 90; 219/436, 438, 552**

[56] **References Cited**

**U.S. PATENT DOCUMENTS**

D. 154,067 6/1949 Reynolds, Jr. .... **D23/87**

3,982,099 9/1976 Churchill ..... 219/552 X

*Primary Examiner*—Catherine E. Kemper  
*Attorney, Agent, or Firm*—Michael Williams

[57] **CLAIM**

The ornamental design for an electric heating element, substantially as shown.

**DESCRIPTION**

FIG. 1 is a top plan view of an electric heating element, showing our new design;

FIG. 2 is a side view thereof, looking from the bottom of FIG. 1,

FIG. 3 is a side view thereof, looking from the top of FIG. 1,

FIG. 4 is an end view thereof, looking from the left of FIG. 1, and

FIG. 5 is an end view thereof, looking from the right of FIG. 1.

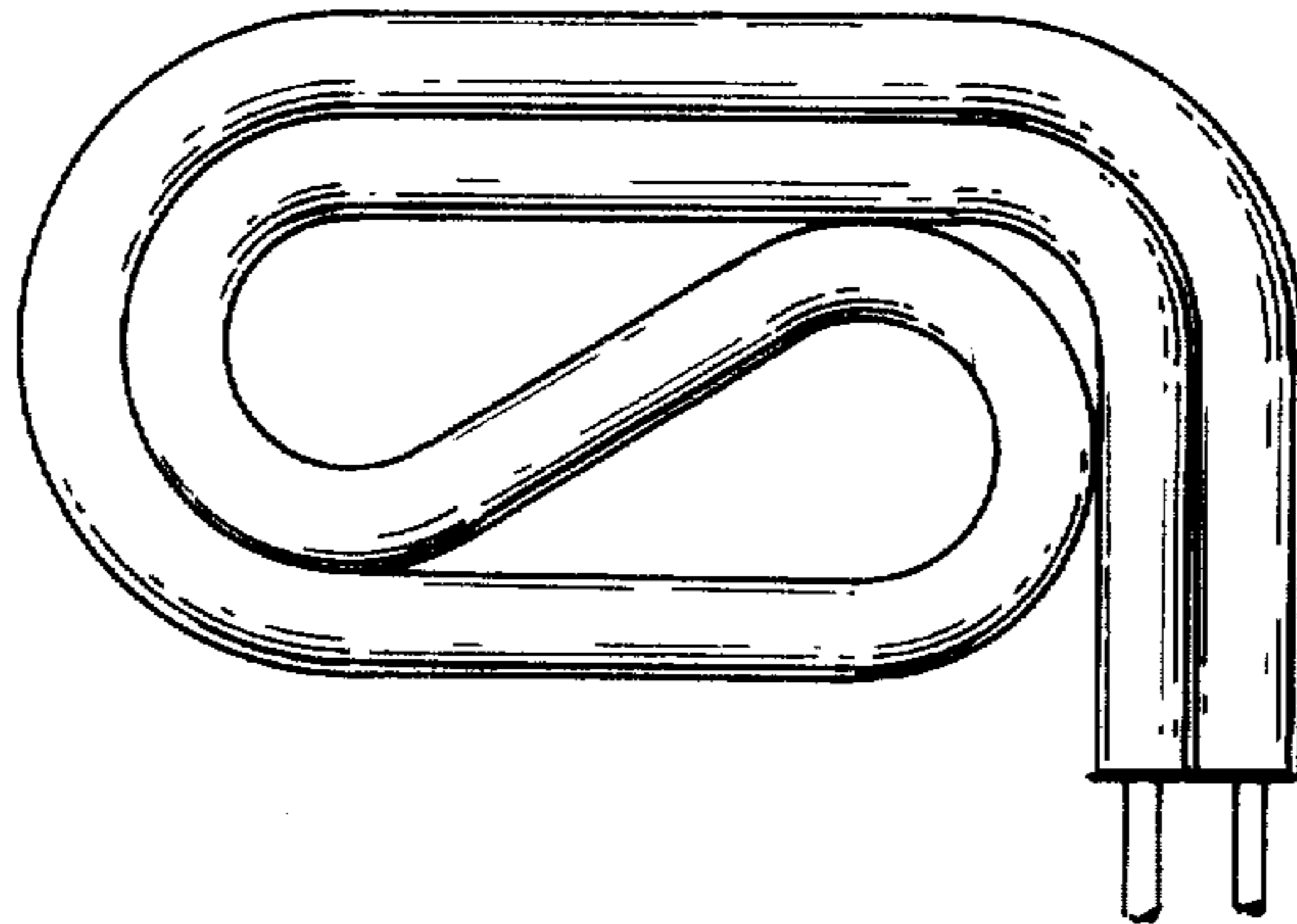


FIG. 1.

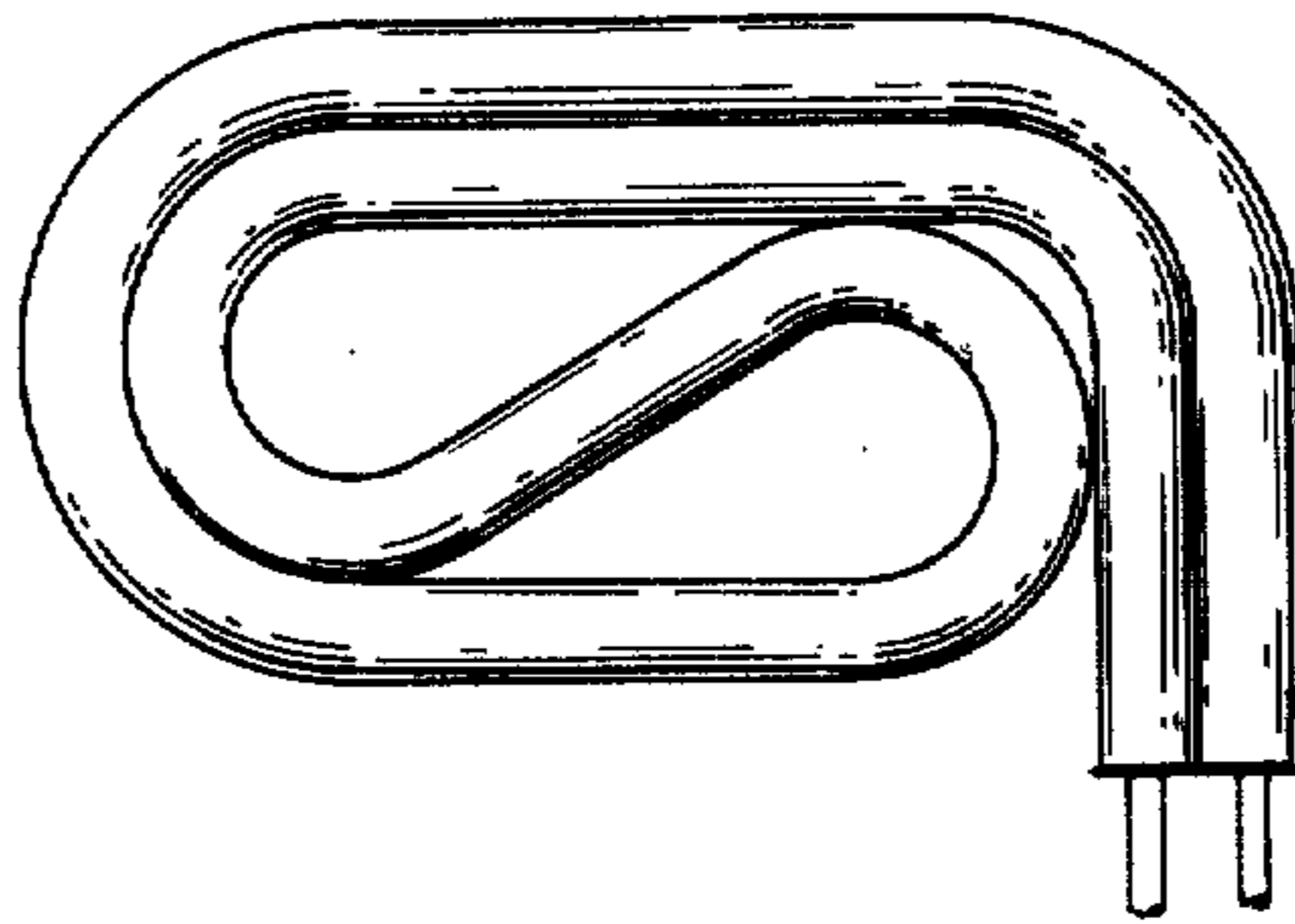


FIG. 2.




FIG. 3.




FIG. 4.



FIG. 5.

