

[54] CUTTING BLADE HOLDER FOR USE IN THE GRAPHIC ARTS OR THE LIKE

[75] Inventors: Myron K. Gordin; Jim L. Drost, both of Oskaloosa, Iowa

[73] Assignee: G & L Industries, Inc., Oskaloosa, Iowa

[\*\*] Term: 14 Years

[21] Appl. No.: 94,374

[22] Filed: Nov. 15, 1979

[51] Int. Cl. .... D8-03

[52] U.S. Cl. .... D8/107; D8/83; D8/98; D24/28

[58] Field of Search ..... 81/3 R, 177 A; 433/144, 433/146, 147; 128/305; 254/19; 145/61 J; D19/55, 49, 50; D24/30, 28, 10, 11; D8/47, 81, 82, 83, 107, 74, 98; 30/85, 329, 337

[56] References Cited

U.S. PATENT DOCUMENTS

- D. 146,527 3/1947 Shetlin ..... D19/49
- D. 188,971 10/1960 Nash et al. .... D19/49 X
- D. 227,514 6/1973 Olsen ..... D24/30
- D. 240,499 7/1976 Souders ..... D8/98

532,721 1/1895 Dennis ..... 433/147 X  
4,060,897 12/1977 Greenstein ..... 433/144

Primary Examiner—A. Hugo Word  
Attorney, Agent, or Firm—G. Brian Pingel; Rudolph L. Lowell

[57] CLAIM

The ornamental design for a cutting blade holder for use in the graphic arts or the like, substantially as shown and described.

DESCRIPTION

FIG. 1 is a perspective view taken from the front, top and side of a first embodiment of the cutting blade holder for use in the graphic arts or the like showing our new design;

FIG. 2 is a plan view thereof;

FIG. 3 is a front elevational view thereof;

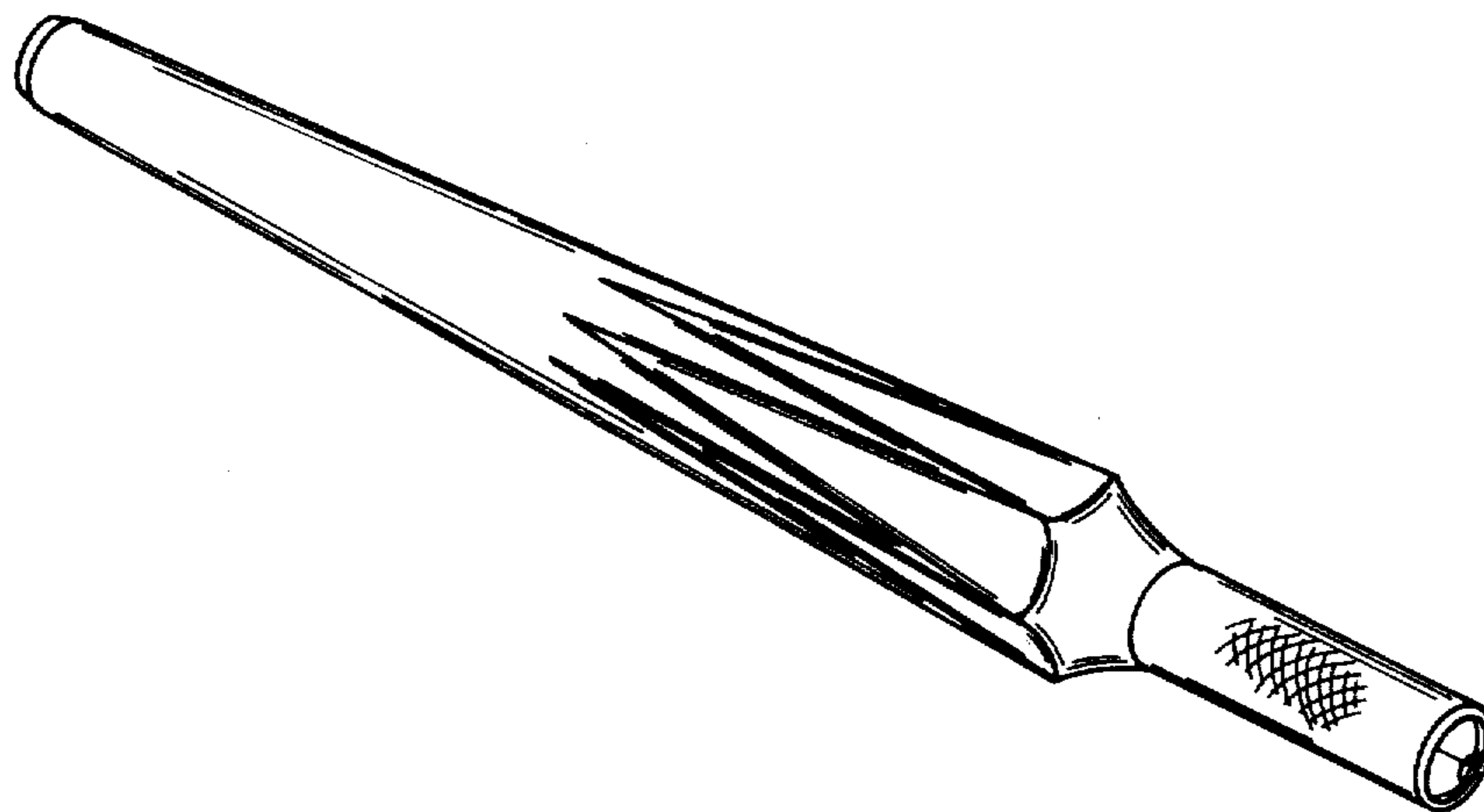
FIG. 4 is a rear elevational view thereof;

FIG. 5 is a perspective view taken from the front, top and side of a second embodiment of the cutting blade holder for use in the graphic arts or the like showing our new design;

FIG. 6 is a plan view thereof;

FIG. 7 is a front view thereof; and

FIG. 8 is a rear view thereof.



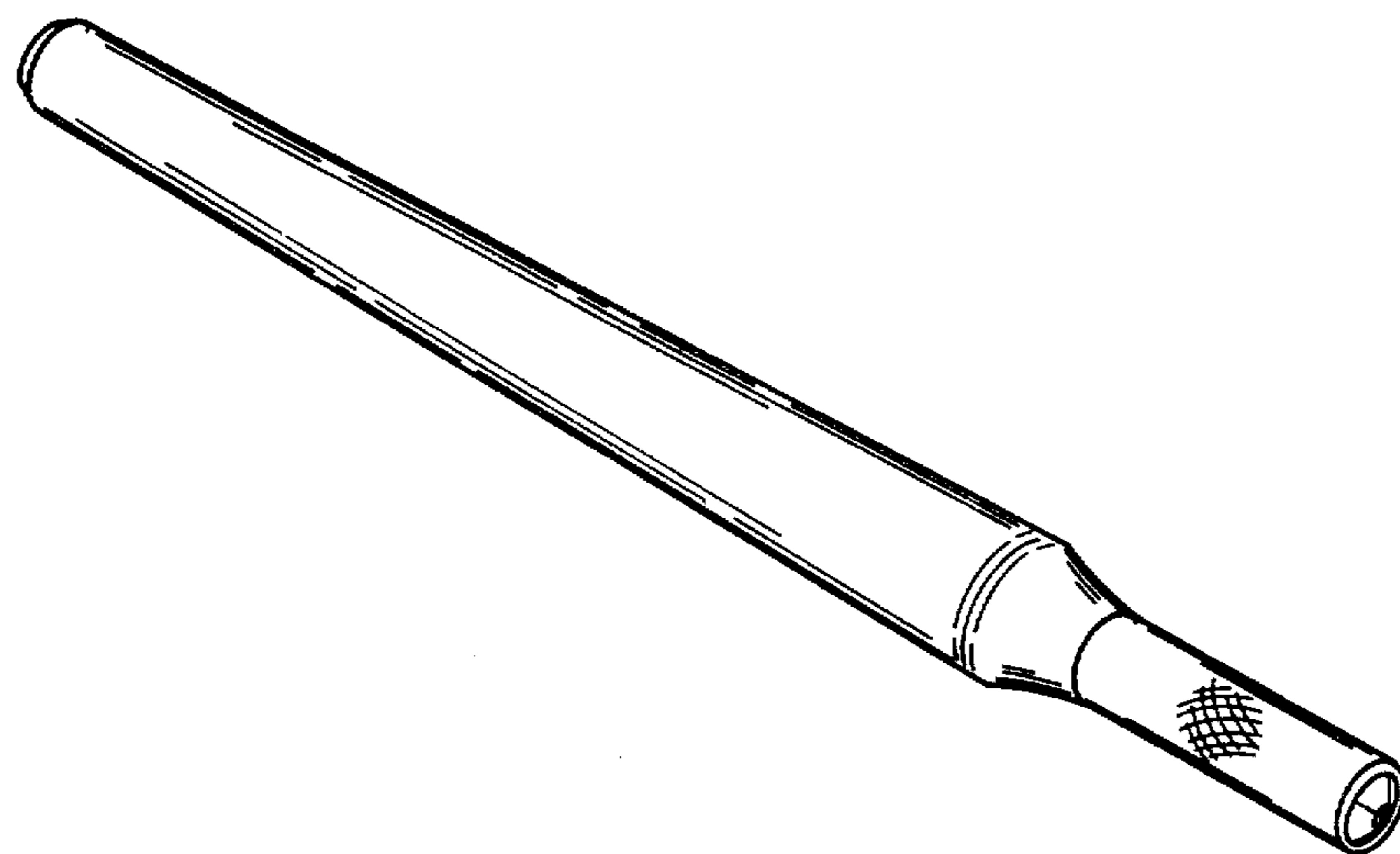


FIG. 1



FIG. 2



FIG. 3



FIG. 4

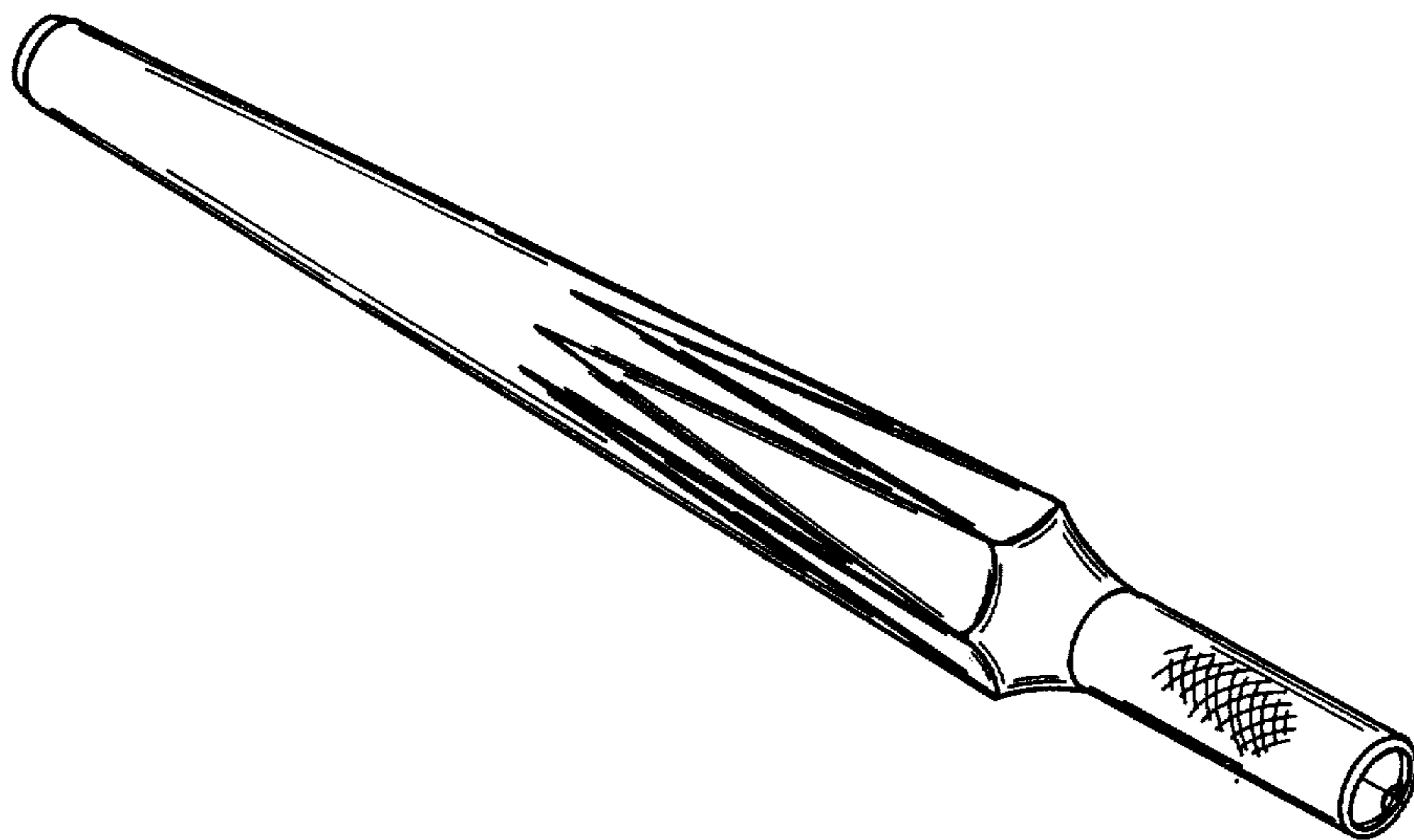


FIG. 5



FIG. 6



FIG. 7



FIG. 8