

[54] SELF-CONTAINED CHEMICAL HAND WARMER OR THE LIKE

[76] Inventors: Keith G. Saire; Kevin P. Saire, both of 404 N. Monongahela Ave., Glassport, Pa. 15045

[**] Term: 14 Years

[21] Appl. No.: 97,926

[22] Filed: Nov. 28, 1979

[51] Int. Cl. D23-03

[52] U.S. Cl. D23/77; D24/43

[58] Field of Search D23/77; D24/43; 150/2.1, 2.2, 2.3, 2.4, 2.5; 165/46; 126/204, 206, 208; 128/399, 402, 403

[56] References Cited

U.S. PATENT DOCUMENTS

2,547,886	4/1951	Poux	150/2.2 X
2,595,328	5/1952	Bowen	150/2.5 X
2,606,005	8/1952	Poux	
3,082,611	3/1963	Alvis	
3,149,943	9/1964	Amador	150/2.5 X
3,167,875	2/1965	Winner	
3,175,558	3/1965	Caillouette	
3,258,065	6/1966	Ward	
3,450,127	6/1969	Harwood	

3,476,102	11/1969	Sarnoff	
3,542,032	11/1970	Spencer	
3,545,230	12/1970	Morse	
3,569,669	3/1971	March	
3,780,537	12/1973	Spencer	
3,865,117	2/1975	Perry	128/403
3,869,594	3/1975	Shively	
3,885,403	3/1975	Spencer	
3,976,049	8/1976	Yamashita	
4,007,781	2/1977	Masters	
4,011,945	3/1977	Bourne et al.	128/403 X
4,080,953	3/1978	Mitchell	

Primary Examiner—Catherine E. Kemper
 Attorney, Agent, or Firm—Buell, Blenko, Ziesenheim & Beck

[57] CLAIM

The ornamental design for self-contained chemical hand warmer or the like, as shown.

DESCRIPTION

FIG. 1 is a front elevational view of a self-contained chemical hand warmer, showing our new design;
 FIG. 2 is a rear elevational view thereof;
 FIG. 3 is a right side elevational view thereof;
 FIG. 4 is a left side elevational view thereof;
 FIG. 5 is a top plan view thereof;
 FIG. 6 is a bottom plan view thereof.

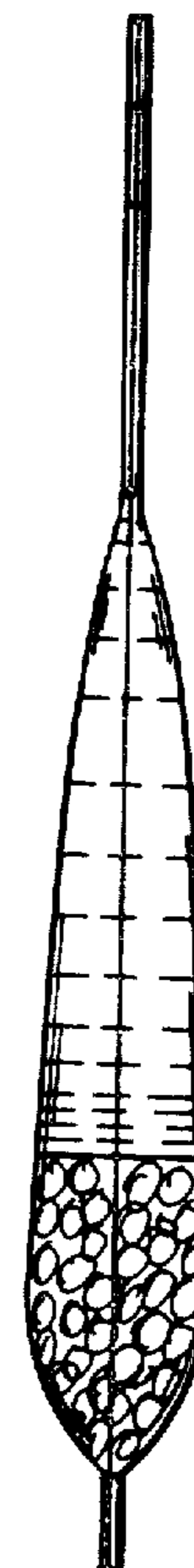
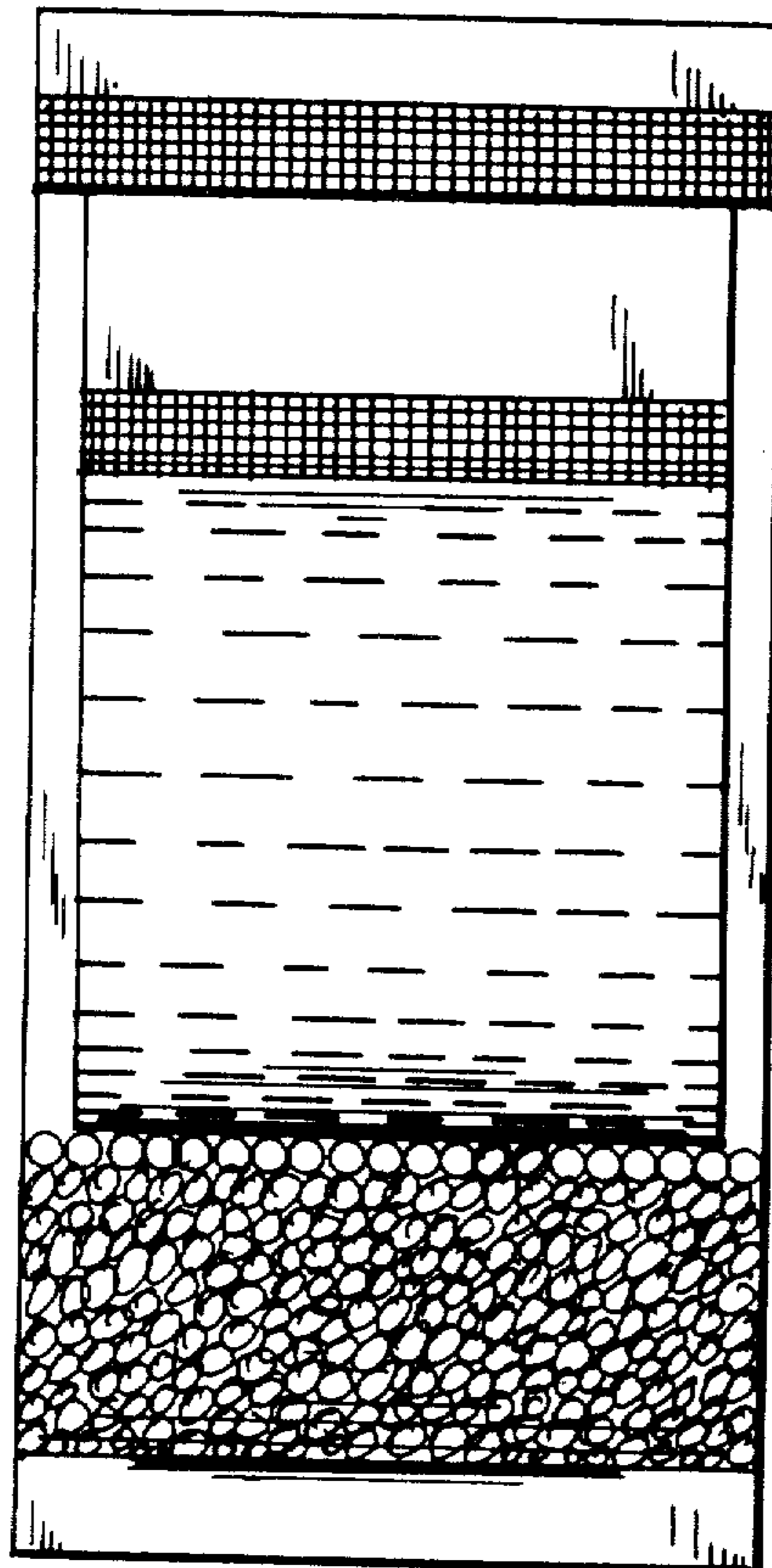


FIG. 1

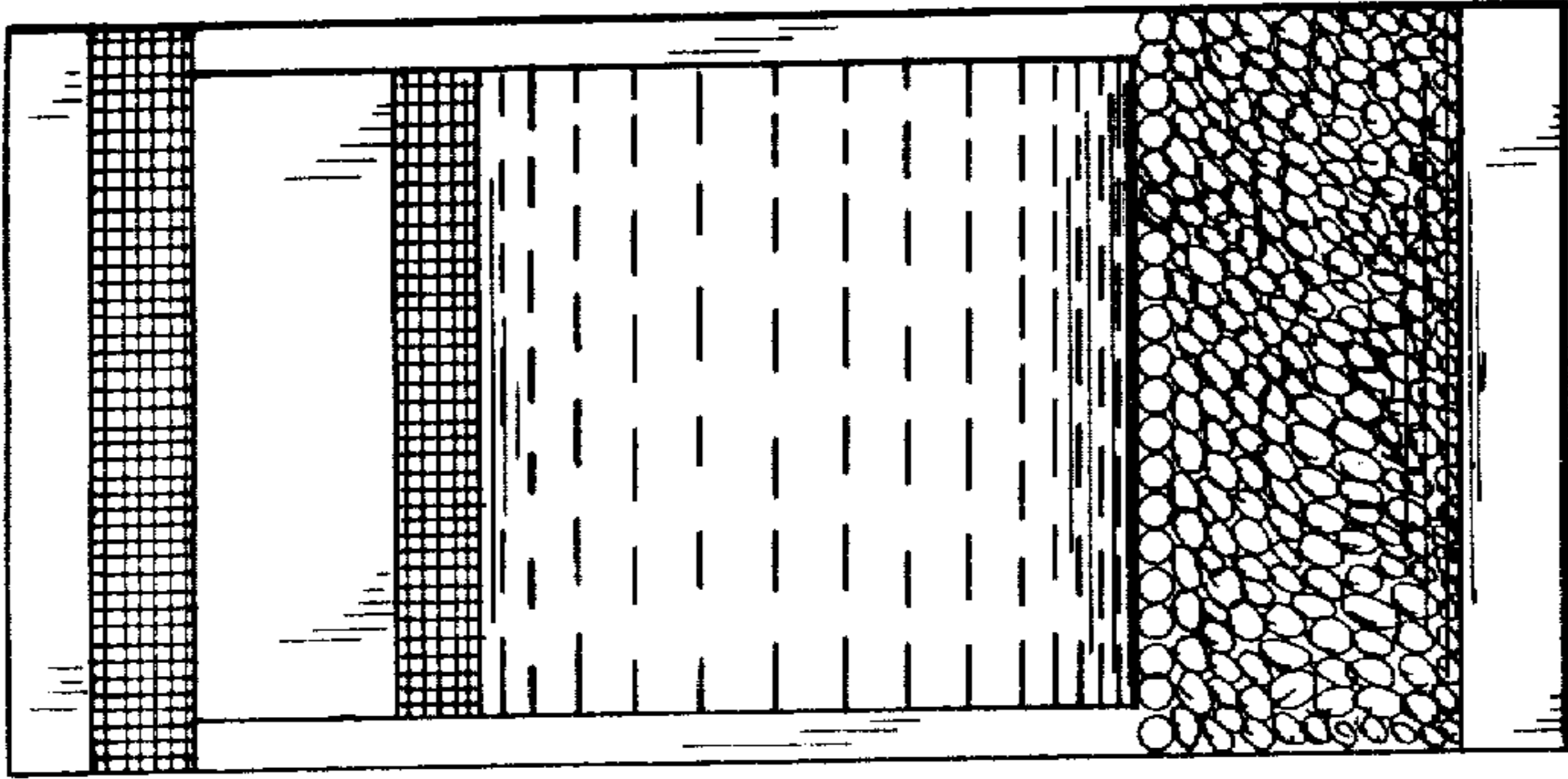


FIG. 2

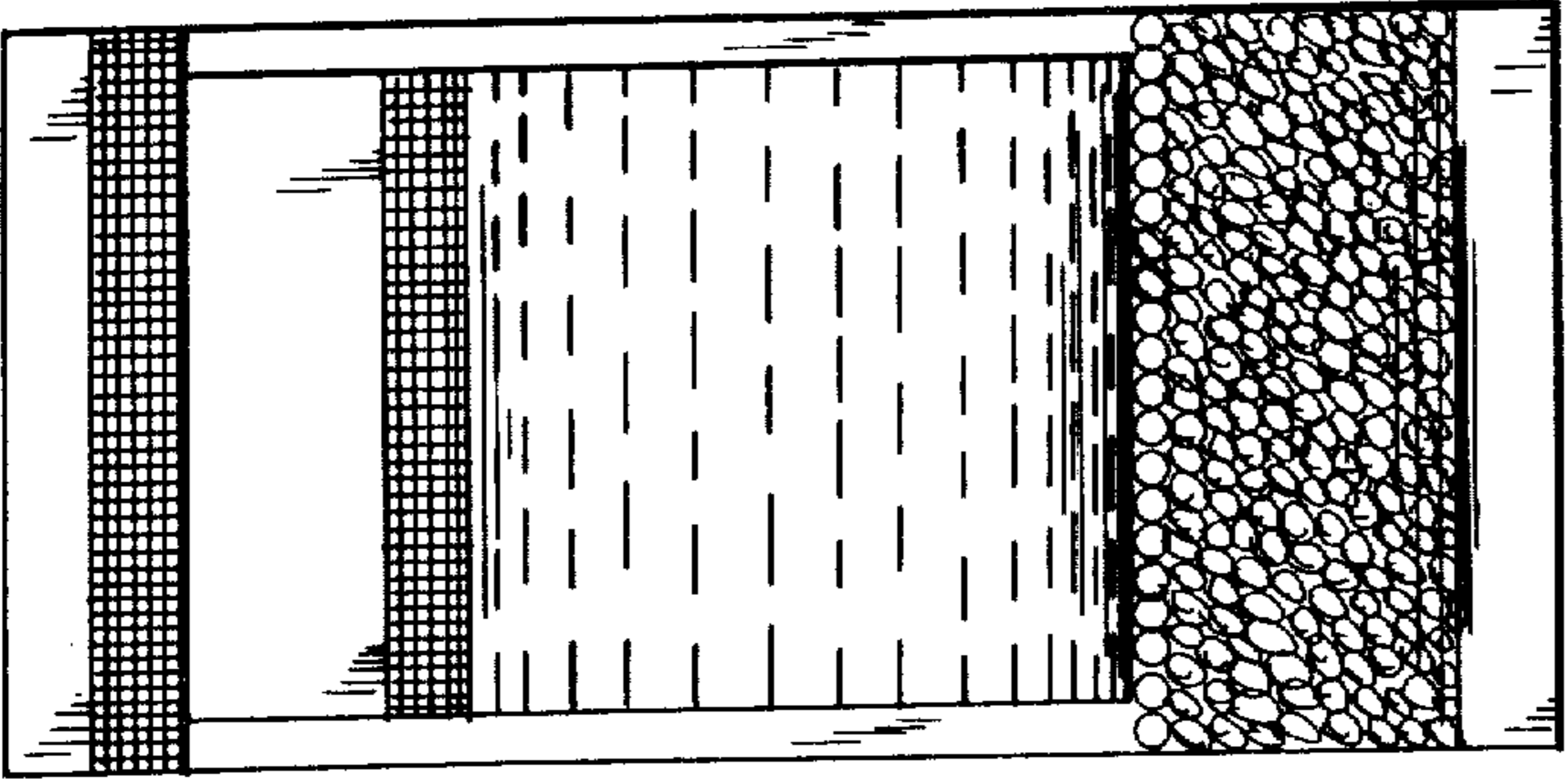


FIG. 3

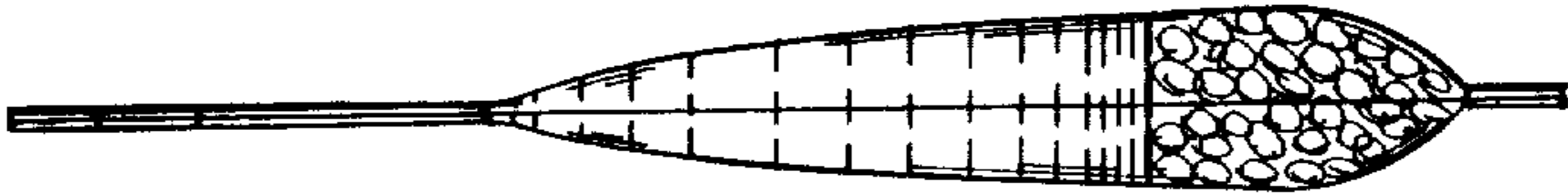


FIG. 4

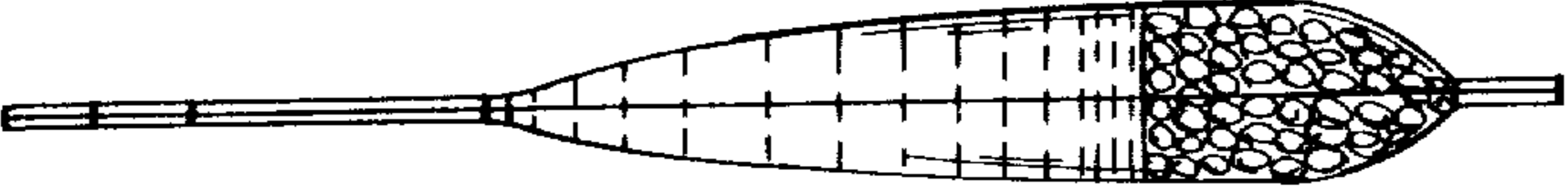


FIG. 5



FIG. 6

