

[54] **LOUDSPEAKER ENCLOSURE** 2,917,856 12/1959 Soloff ..... D11/157

[75] Inventor: **John Szabo**, Cambridge, Canada

[73] Assignee: **Szabo Audio Systems Limited**,  
Cambridge, Canada

[\*\*] Term: **14 Years**

[21] Appl. No.: **87,817**

[22] Filed: **Oct. 23, 1979**

[51] Int. Cl. .... **D14-01**

[52] U.S. Cl. .... **D14/33; D14/30**

[58] Field of Search ..... D14/1, 5, 18, 20, 22-24,  
D14/30, 32, 33, 37-39, 68, 99; D6/167, 232,  
242, 244; D11/157

[56] **References Cited**

**U.S. PATENT DOCUMENTS**

D. 83,656 3/1931 Andrews ..... D14/22

D. 231,992 7/1974 Yanagisawa ..... D14/37

**OTHER PUBLICATIONS**

*High Fidelity*, 8-78, p. 129, Koss Speaker Cabinets.  
Circuit City, Winter '78 Ed., Stereo Buying Guide,  
*Washington Post* 11-19-78 Supplement, p. 22, top right  
corner speaker.


*Primary Examiner*—Jane E. Corrigan  
*Attorney, Agent, or Firm*—Sim & McBurney

[57] **CLAIM**

The ornamental design for a loudspeaker enclosure, as  
shown and described.

**DESCRIPTION**

FIG. 1 is a front, top and left side perspective view of a  
loudspeaker enclosure showing my new design;  
FIG. 2 is a front, bottom and right side perspective  
view;  
FIG. 3 is a front elevational view; and  
FIG. 4 is a rear elevational view.



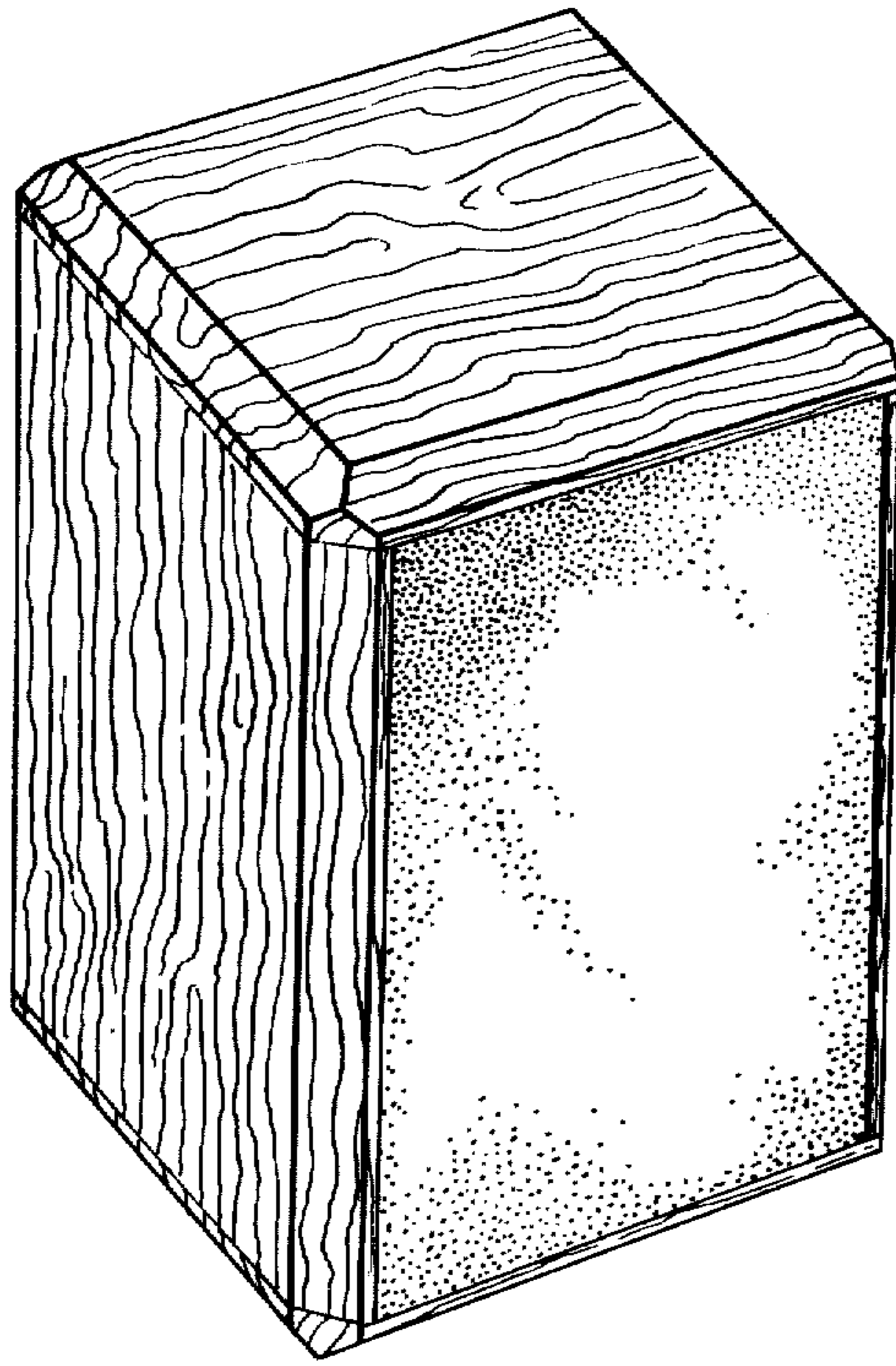


FIG. 1




FIG. 2

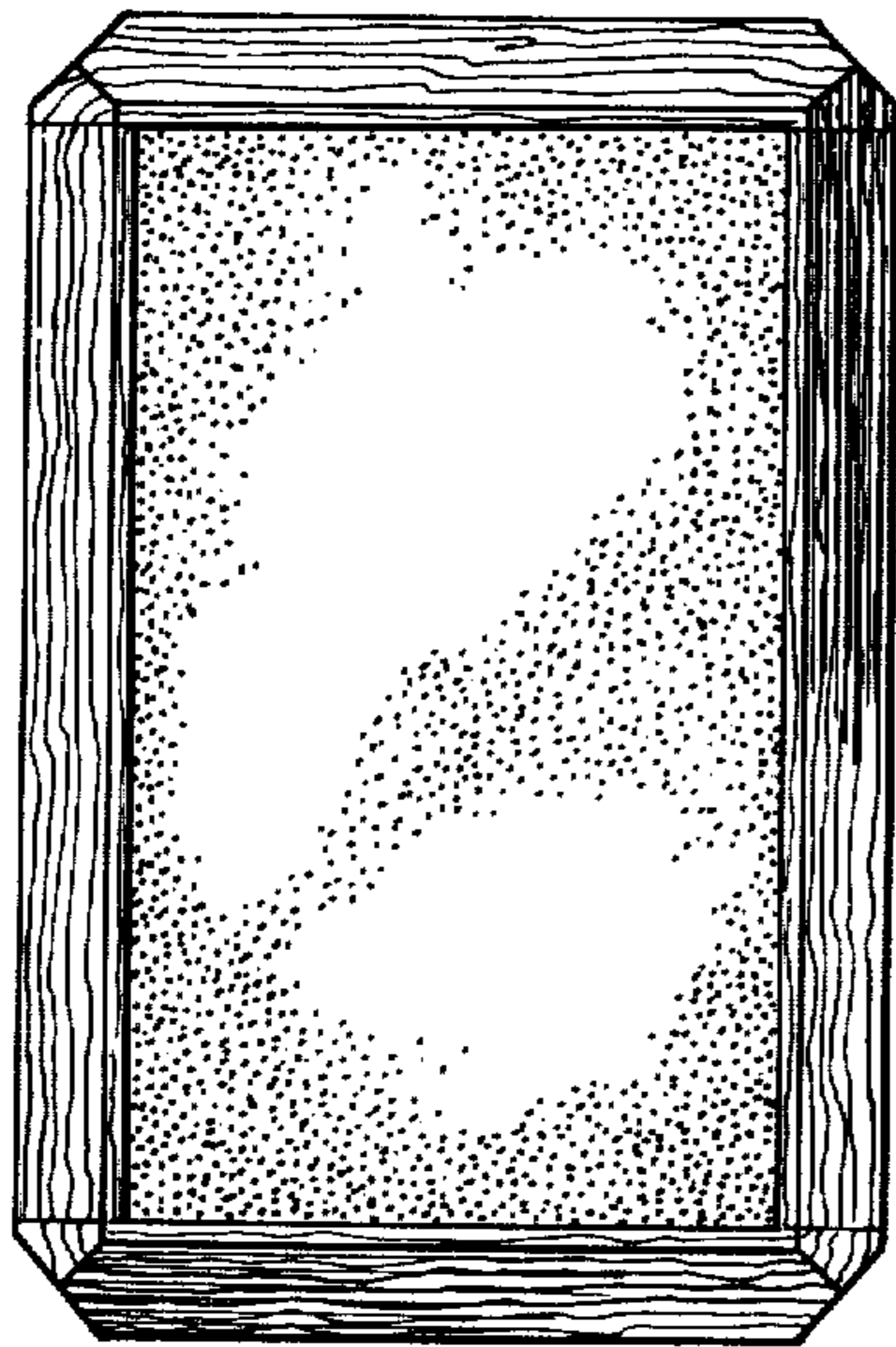


FIG. 3




FIG. 4