

[54] WRIST WATCH

[75] Inventor: Yutaka Fukumura, Higashi Murayama, Japan

[73] Assignee: Citizen Watch Co., Ltd., Tokyo, Japan

[**] Term: 14 Years

[21] Appl. No.: 46,788

[22] Filed: Jun. 8, 1979

[30] Foreign Application Priority Data

Feb. 17, 1979 [JP] Japan 54-5853

Dec. 21, 1978 [JP] Japan 53-54081

[51] Int. Cl. D10-02

[52] U.S. Cl. D10/39

[58] Field of Search D10/30-39, D10/122-126; 368/29-30, 82-84, 239, 241-242, 276, 281, 285

[56] References Cited

U.S. PATENT DOCUMENTS

D. 244,433 5/1977 Banks D10/38

D. 248,224 6/1978 Sulek D10/38

OTHER PUBLICATIONS

Jeweler's Circular-Keystone-7/78, p. 153, watch and watch movement at bottom.

Jeweler's Circular-Keystone-1/77, p. 120, watch case at bottom-right.

Jeweler's Circular-Keystone-6/79, p. 18, dual-watch at center-right.

Primary Examiner—Nelson C. Holtje

Attorney, Agent, or Firm—Wegner & Bretschneider

[57]

CLAIM

The ornamental design for a wrist watch, as shown and described.

DESCRIPTION

FIG. 1 is a front elevational view of a wrist watch showing my new design, FIG. 2 is a rear elevational view, FIG. 3 is a top plan view, FIG. 4 is a bottom plan view, FIG. 5 is a left side elevational view, FIG. 6 is a right side elevational view, FIG. 7 is a sectional view taken from line VII in FIG. 1.

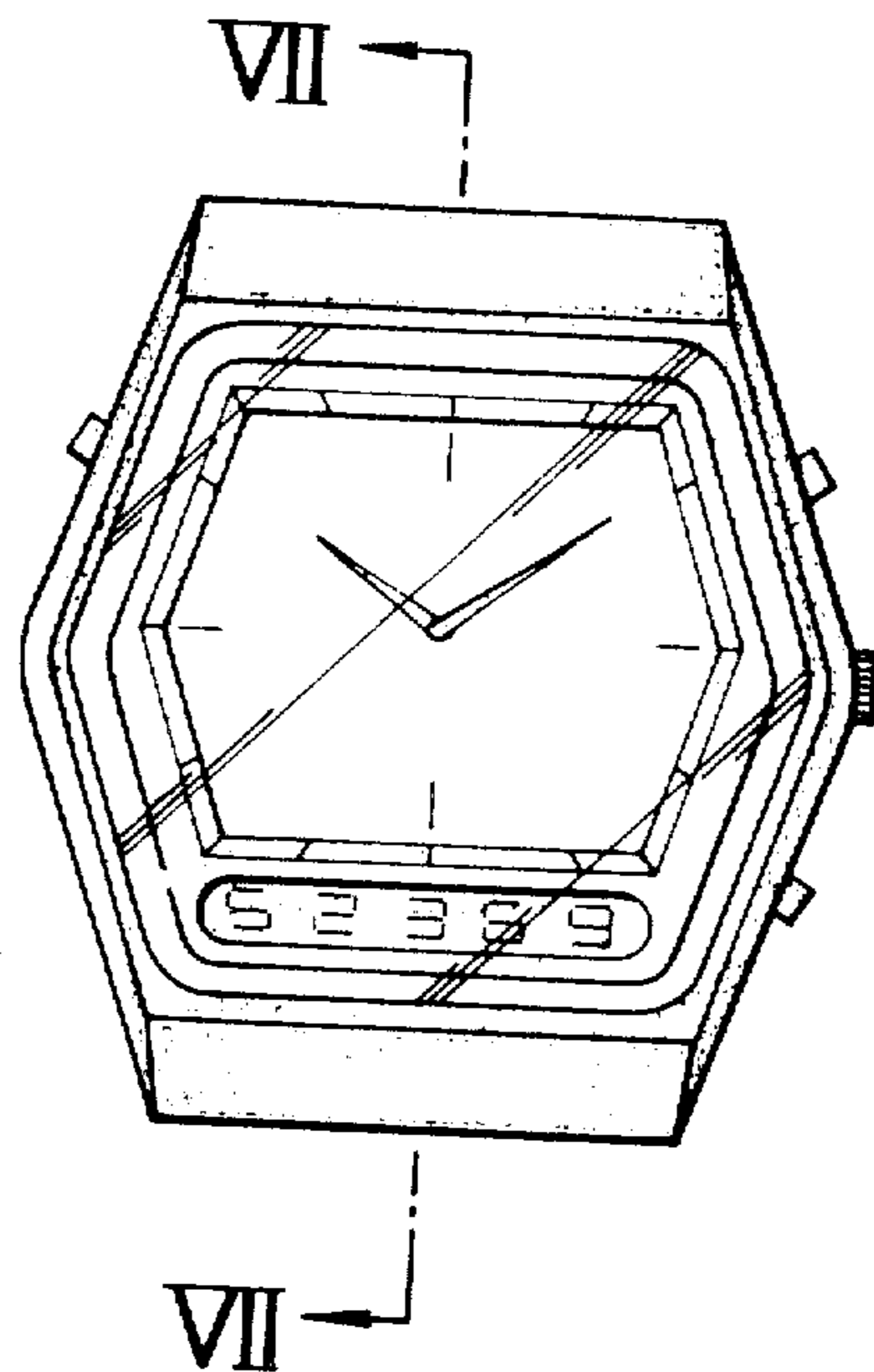


FIG. 1

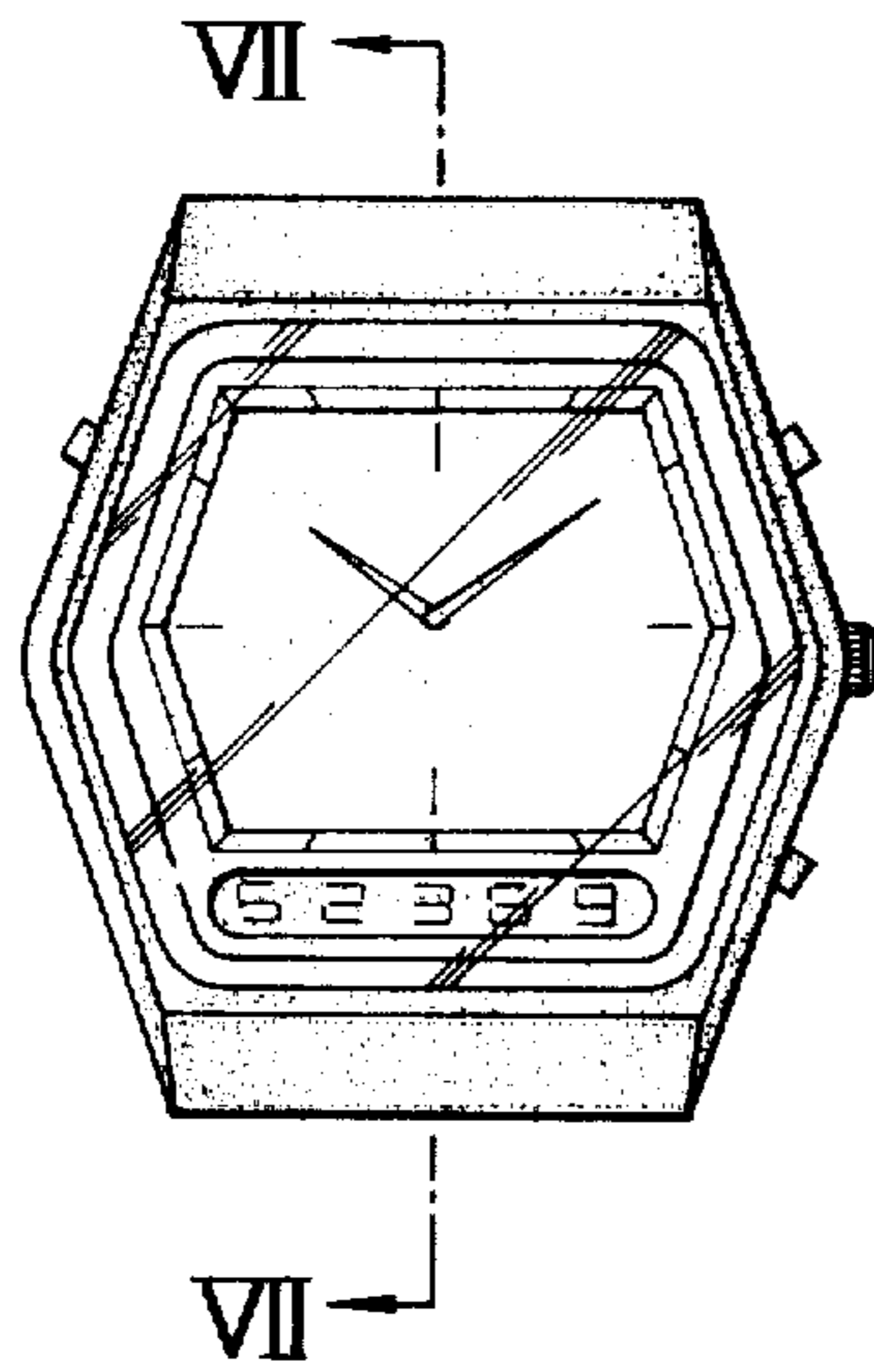


FIG. 2

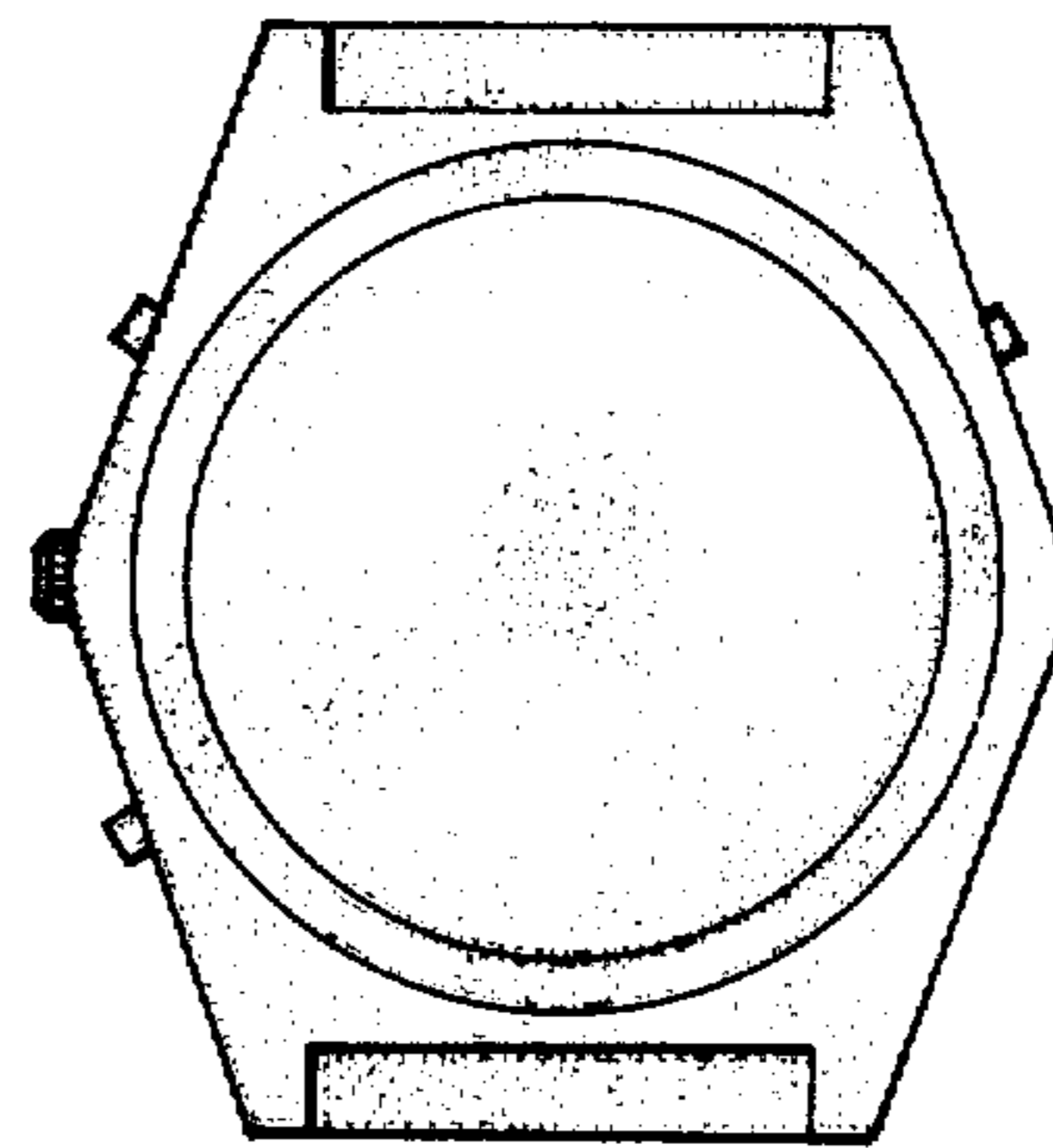


FIG. 3




FIG. 4




FIG. 5




FIG. 6



FIG. 7

