

[54] COMBINED WRISTWATCH AND CALCULATOR

[75] Inventor: Hiroshi Saito, Suwa, Japan

[73] Assignee: Kabushiki Kaisha Suwa Seikosha, Tokyo, Japan

[\*\*] Term: 14 Years

[21] Appl. No.: 125,074

[22] Filed: Feb. 27, 1980

[30] Foreign Application Priority Data

Sep. 18, 1979 [JP] Japan ..... 54-39196

[51] Int. Cl. .... D10-02

[52] U.S. Cl. .... D10/31

[58] Field of Search .... D10/30-39,  
D10/2, 122-126, 15; 368/10, 82-84, 239-242,  
276, 285, 281-282

[56] References Cited

U.S. PATENT DOCUMENTS

D. 235,520 6/1975 Kwon ..... D10/39  
D. 249,243 9/1978 Salter ..... D10/31  
3,768,247 10/1973 Fujim ..... D10/38 X

OTHER PUBLICATIONS

*Jeweler's Circular-Keystone-3/78-p. 56-Calculator-Watch at left.*

*Form-8/11/76-p. 42-Watch at center-left.*

*Jeweler's Circular-Keystone-3/78-p. 58-Calculator-watch.*

*Primary Examiner—Nelson C. Holtje*

*Attorney, Agent, or Firm—Blum, Kaplan, Friedman, Silberman & Beran*

[57]

CLAIM

The ornamental design for a combined wristwatch and calculator, as shown.

DESCRIPTION

FIG. 1 is a front elevational view of a combined wristwatch and calculator showing my new design;  
FIG. 2 is a front elevational view thereof;  
FIG. 3 is a left side elevational view thereof;  
FIG. 4 is a right side elevational view thereof;  
FIG. 5 is a rear elevational view thereof;  
FIG. 6 is a bottom plan view thereof; and  
FIG. 7 is a front elevational view thereof is an operable condition showing a typical time indication of 10:08.59 A.M.






FIG. 1

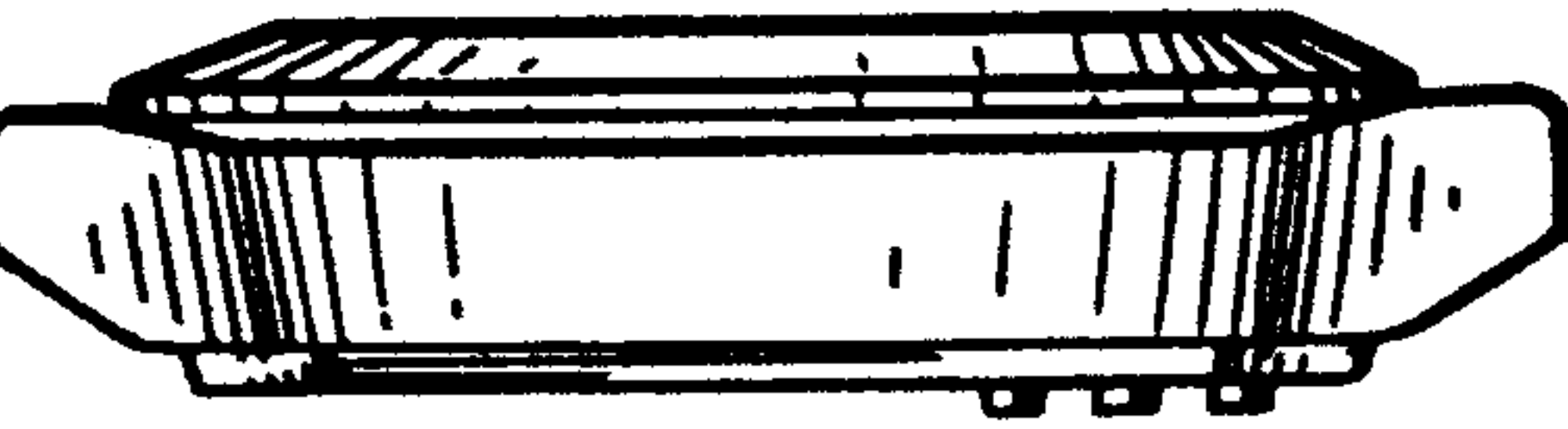


FIG. 4

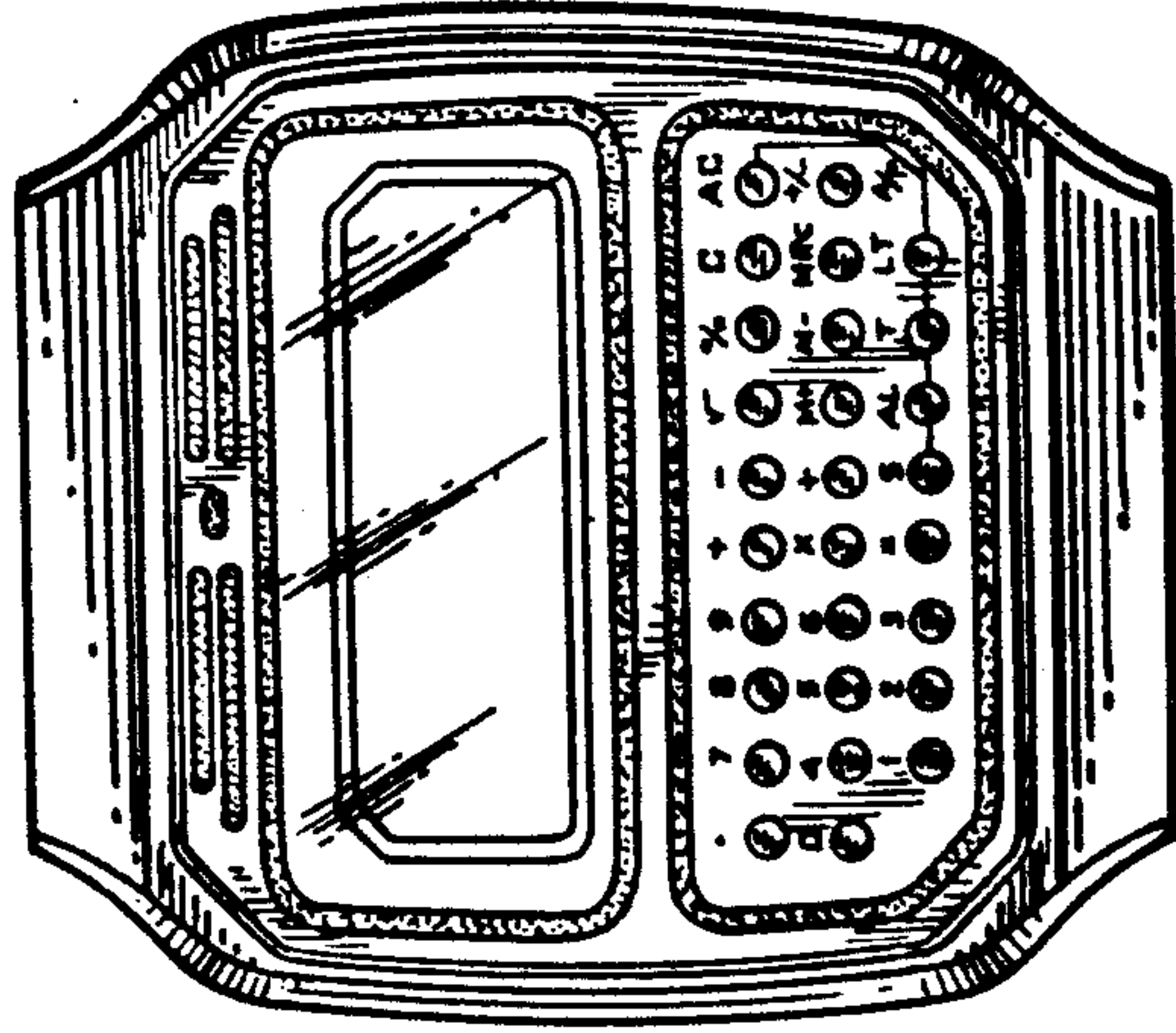


FIG. 2




FIG. 3

FIG. 7

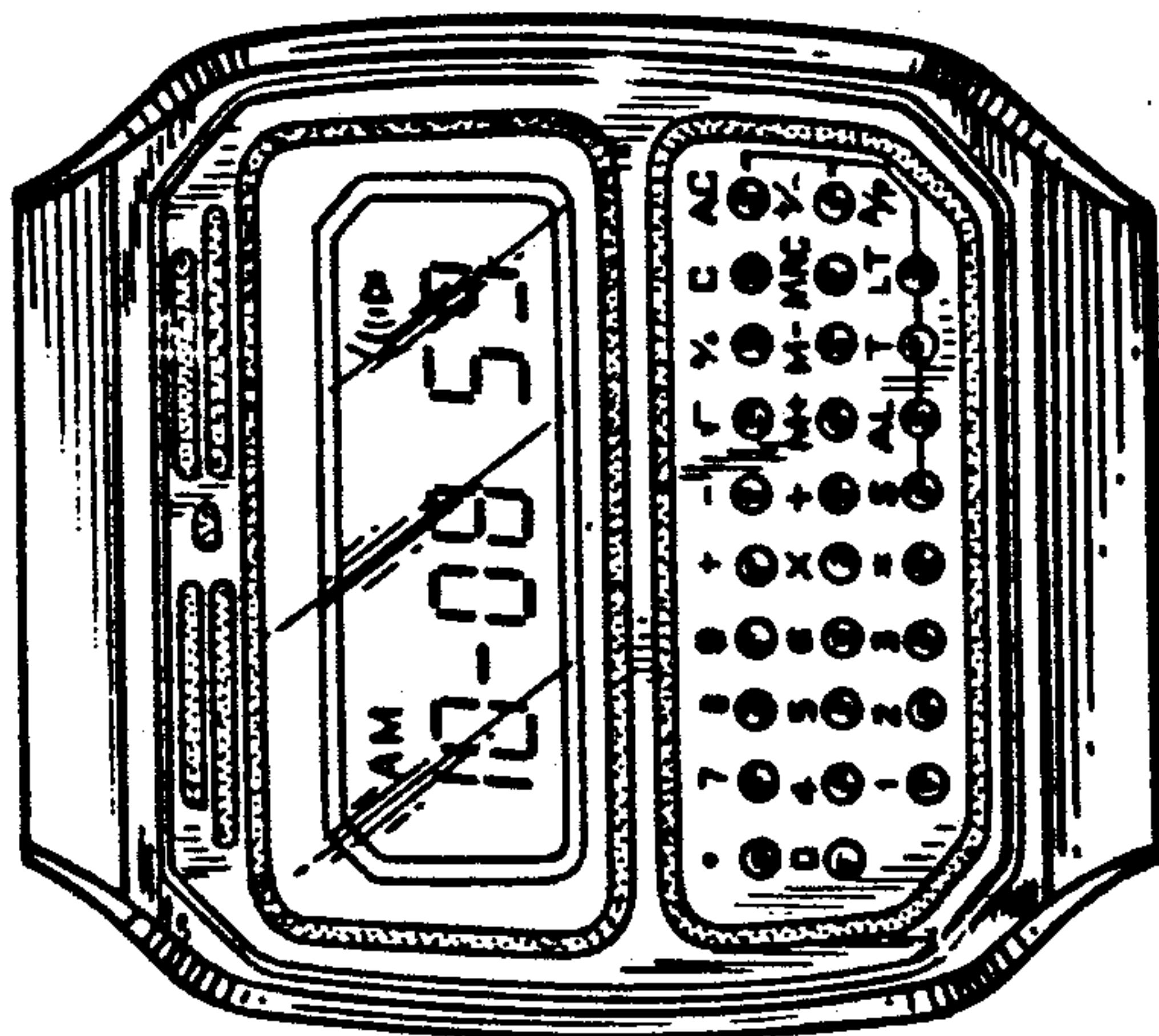


FIG. 5

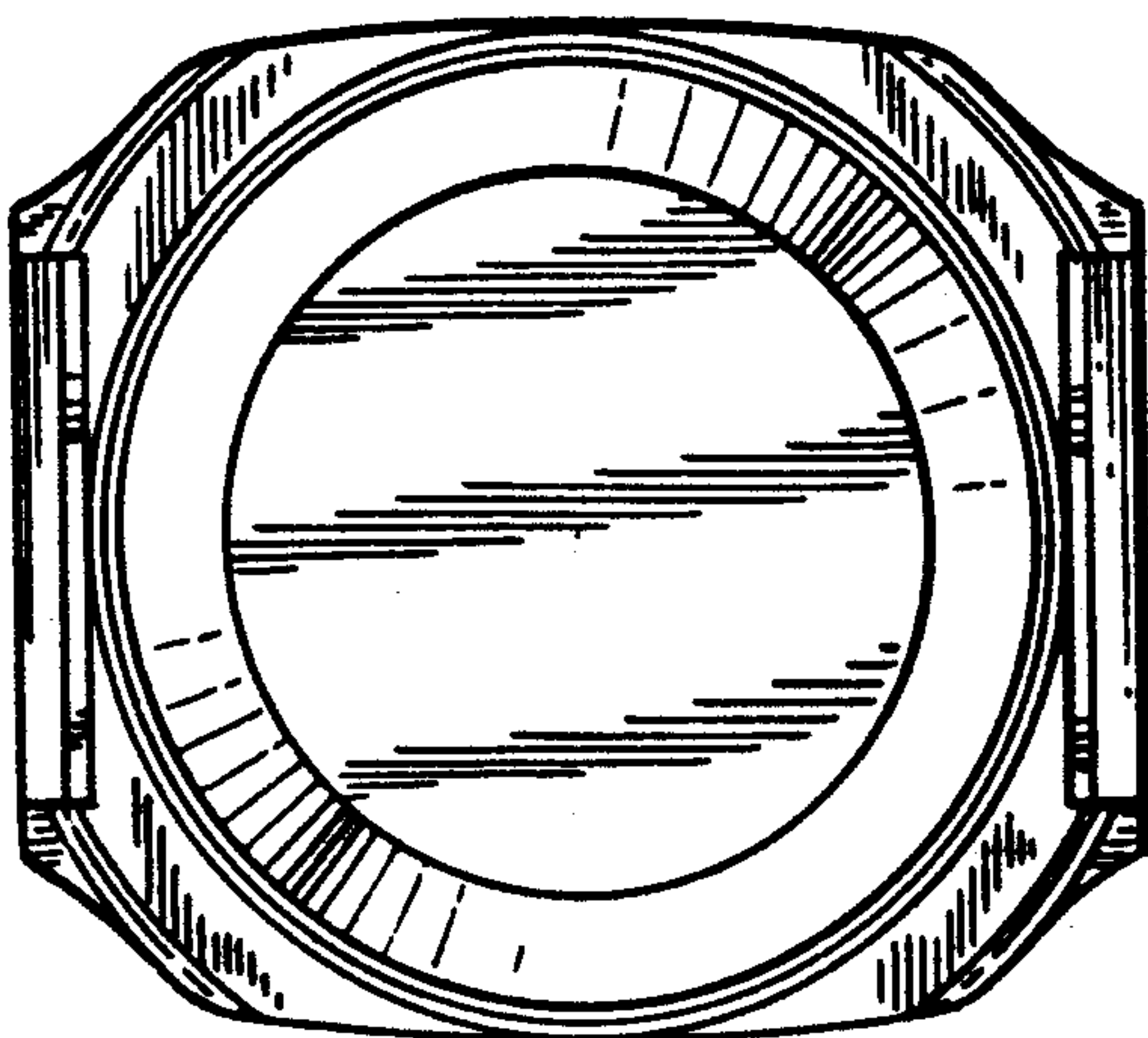


FIG. 6

