

[54] MUSIC STAND TOP OR SIMILAR ARTICLE

[75] Inventors: Logan W. Johnson, Edina; Jerry A. Wenger; Wayne V. Tenner, both of Owatonna, all of Minn.

[73] Assignee: Wenger Corporation, Owatonna, Minn.

[**] Term: 14 Years

[21] Appl. No.: 102,824

[22] Filed: Dec. 10, 1979

[51] Int. Cl. D6-06

[52] U.S. Cl. D6/191; D6/18; D6/156

[58] Field of Search D6/18, 27, 85, 177, D6/178, 191; D19/91; 206/371; 248/456, 459, 460

[56] References Cited

U.S. PATENT DOCUMENTS

- D. 186,895 12/1959 Wenger D6/18
- D. 239,899 5/1976 Malcolm D6/18

- D. 256,754 9/1980 Lo Jacono et al. D6/18 X
- 3,637,172 1/1972 Diesbach 248/460
- 4,044,980 8/1977 Cummins 206/371 X
- 4,078,757 3/1978 Waters D6/18 X

OTHER PUBLICATIONS

P. 10 from The Instrumentalist/May 1977.

Primary Examiner—Bruce W. Dunkins

Attorney, Agent, or Firm—Wegner, Stellman, McCord, Wood & Dalton

[57] CLAIM

The ornamental design for a music stand top or similar article, substantially as shown.

DESCRIPTION

FIG. 1 is a perspective view of the music stand top showing our new design;
 FIG. 2 is a top plan view;
 FIG. 3 is a side view looking toward the top of FIG. 2;
 FIG. 4 is an end view;
 FIG. 5 is a bottom plan view; and
 FIG. 6 is a sectional view, taken along the line 6—6 in FIG. 2.




FIG. 1.





FIG. 2.

← 6.



← 6.

FIG. 4.

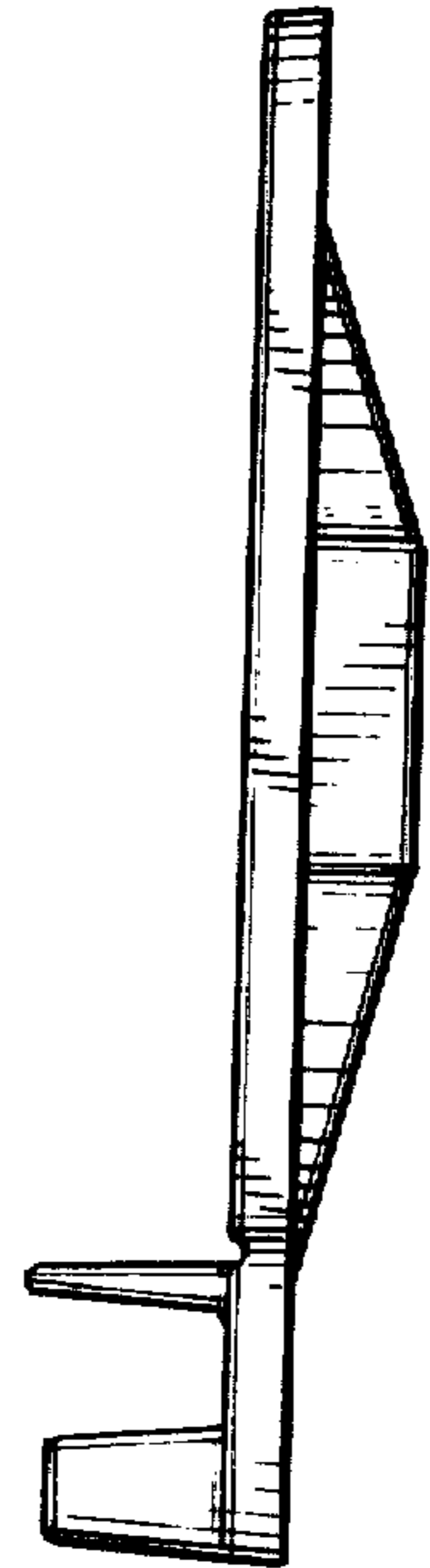


FIG. 3.

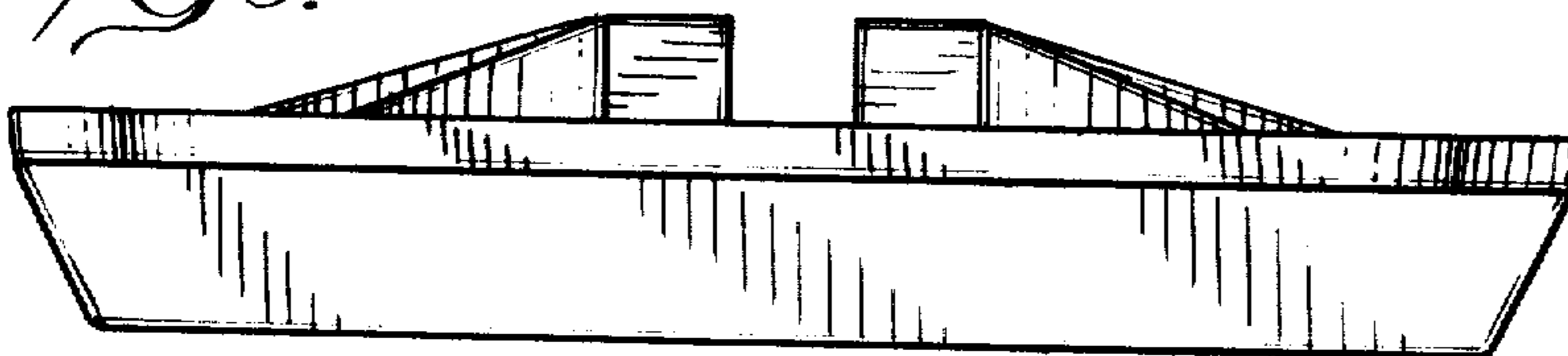


FIG. 5.

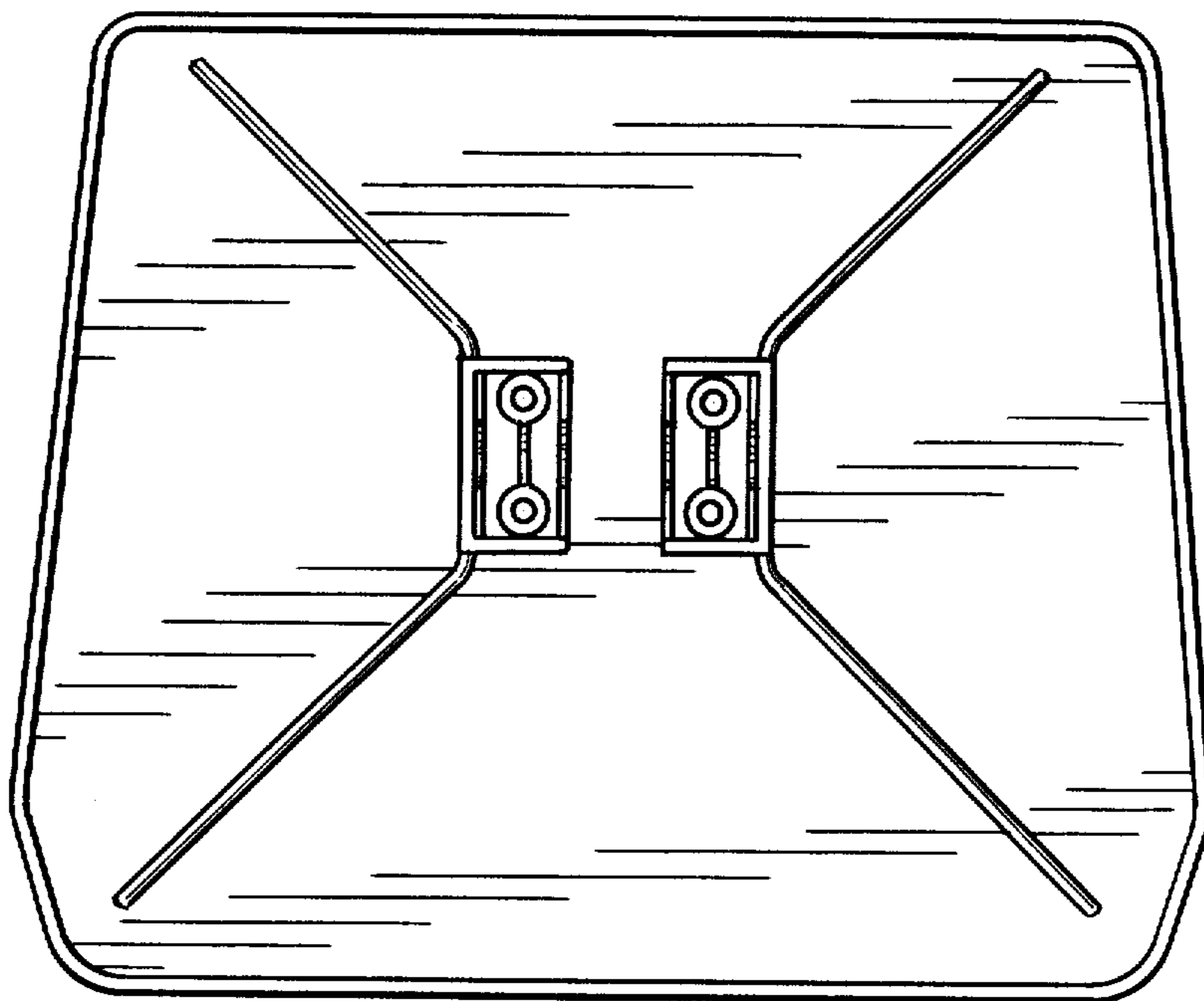


FIG. 6.

