

[54] MUSICAL INSTRUMENT STAND

[76] Inventor: Alan G. Siegel, 7811 N. Fairchild Rd., Milwaukee, Wis. 53217

[\*\*] Term: 14 Years

[21] Appl. No.: 27,862

[22] Filed: Apr. 6, 1979

[51] Int. Cl. .... D06—99

[52] U.S. Cl. .... D6/20; D17/13; 248/127; 248/309 A

[58] Field of Search ..... D6/20, 18, 19, 85, 28; D17/13, 20, 99; 248/121, 127, 309 A, 158; 84/421, 327; D16/44, 45

[56] References Cited

U.S. PATENT DOCUMENTS

D. 194,592	2/1963	Harris	.....	D16/44
2,283,324	5/1942	Faber	.....	248/158
2,860,544	11/1958	Kahn	.....	D6/18
3,029,678	4/1962	Mora	.....	248/121
3,481,239	12/1969	Blumenfeld	.....	84/421
4,187,947	2/1980	Dunn et al.	.....	84/327

OTHER PUBLICATIONS

Grossman Musical Instrument Publications, 1967; p. 489, "Atlas Microphone Stand" MS-10C Leader; far left of page.

Primary Examiner—Joel Stearman  
Assistant Examiner—Carmen H. Vales  
Attorney, Agent, or Firm—Marvin Feldman; Stephen E. Feldman

[57] CLAIM

The ornamental design for a musical instrument stand, as shown.

DESCRIPTION

FIG. 1 is an elevational view of a musical instrument stand showing my new design in extended condition; FIG. 2 is a top plan view thereof; FIG. 3 is a bottom plan view thereof; FIG. 4 is an elevational view of the stand in partially collapsed condition; FIG. 5 is an elevational view of the stand in a collapsed condition.

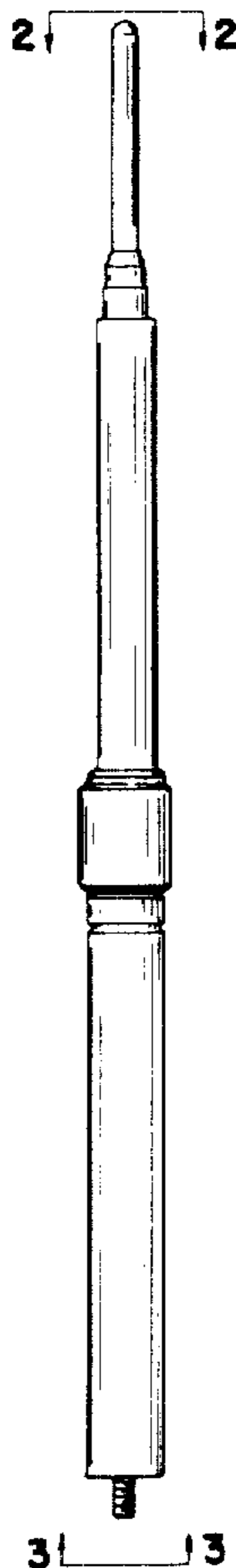


FIG 1

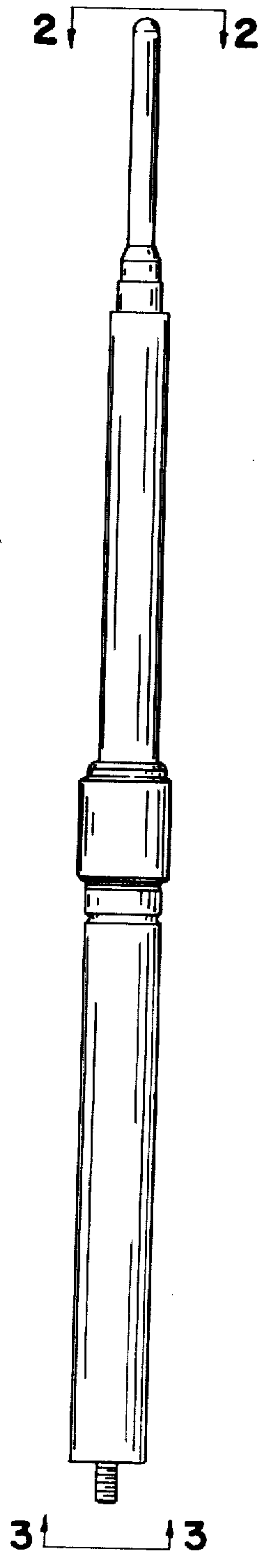


FIG 2



FIG 3



FIG 4

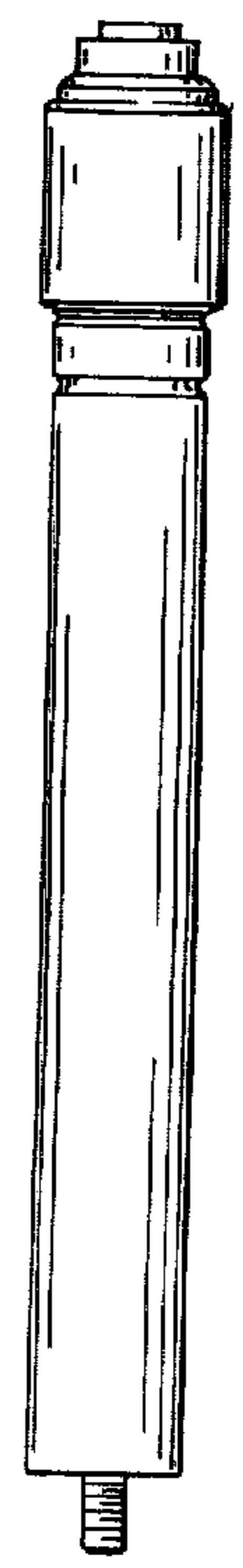


FIG 5