

[54] **COMBINED SHEATH AND THREAD SNIPS**

[75] **Inventor:** Clair H. Gingher, Jr., Greensboro, N.C.

[73] **Assignee:** Gingher, Inc., Greensboro, N.C.

[**] **Term:** 14 Years

[21] **Appl. No.:** 110,198

[22] **Filed:** Jan. 7, 1980

[51] **Int. Cl.** D08-03

[52] **U.S. Cl.** D3/18; D8/5;
D8/52

[58] **Field of Search** D8/4, 5, 51, 52, 57,
D8/49, 55; 30/253, 254, 255, 261, 341, 233;
D27/36; D3/18

[56]

References Cited

U.S. PATENT DOCUMENTS

D. 251,072 2/1979 Stuetzer D27/36
415,216 11/1889 McDonough 30/253
859,467 7/1907 Stoddard 30/253
3,054,182 9/1962 Whitton, Jr. 30/233

FOREIGN PATENT DOCUMENTS

2131521 12/1972 Fed. Rep. of Germany 30/254

Primary Examiner—Joel Stearman

Assistant Examiner—Carmen H. Vales

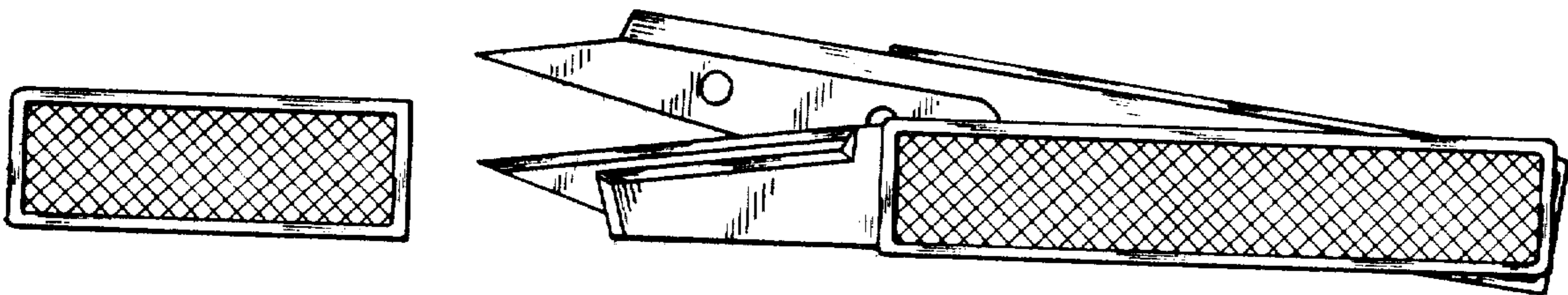
[57]

CLAIM

The ornamental design for combined sheath and thread snips, as shown and described.

DESCRIPTION

FIG. 1 is a front perspective view of a combined sheath and thread snips showing my new design;
FIG. 2 is a top plan view thereof;
FIG. 3 is an enlarged right end view thereof; and
FIG. 4 is an exploded front elevational view showing the sheath removed and the snips in open position.



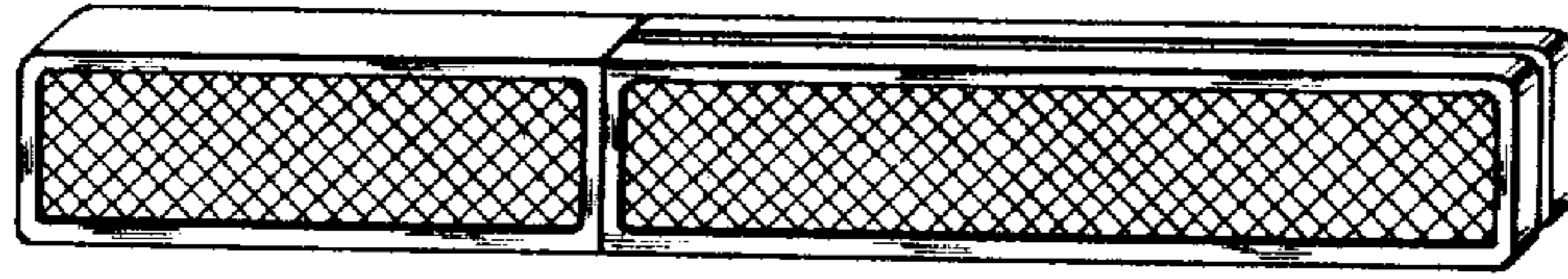


FIG. 1




FIG. 2




FIG. 3

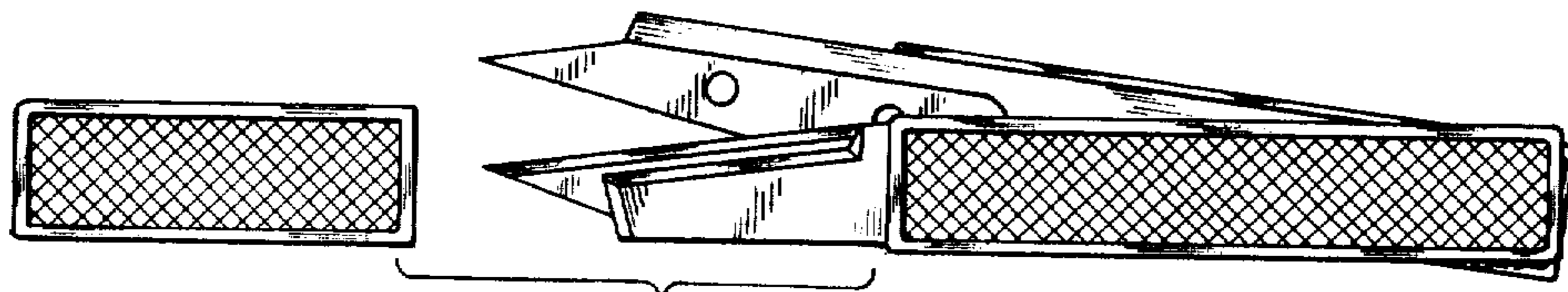


FIG. 4