

[54] **ADJUSTABLE CHEST EXPANDER EXERCISER**

[75] Inventor: **Marvin Cooper**, New Rochelle, N.Y.
[73] Assignee: **Dynamic Classics, Ltd.**, New York, N.Y.
[**] Term: **14 Years**
[21] Appl. No.: **147,514**
[22] Filed: **May 7, 1980**

[51] Int. Cl. **D21-02**
[52] U.S. Cl. **D21/198; D21/191**
[58] Field of Search **D21/191-199;**
273/67, 68, 125, 142, 141; D8/303, 307, 308,
309

[56] **References Cited**
U.S. PATENT DOCUMENTS
D. 231,044 3/1974 Morris D8/303
FOREIGN PATENT DOCUMENTS
20316 of 1903 United Kingdom 272/142

OTHER PUBLICATIONS

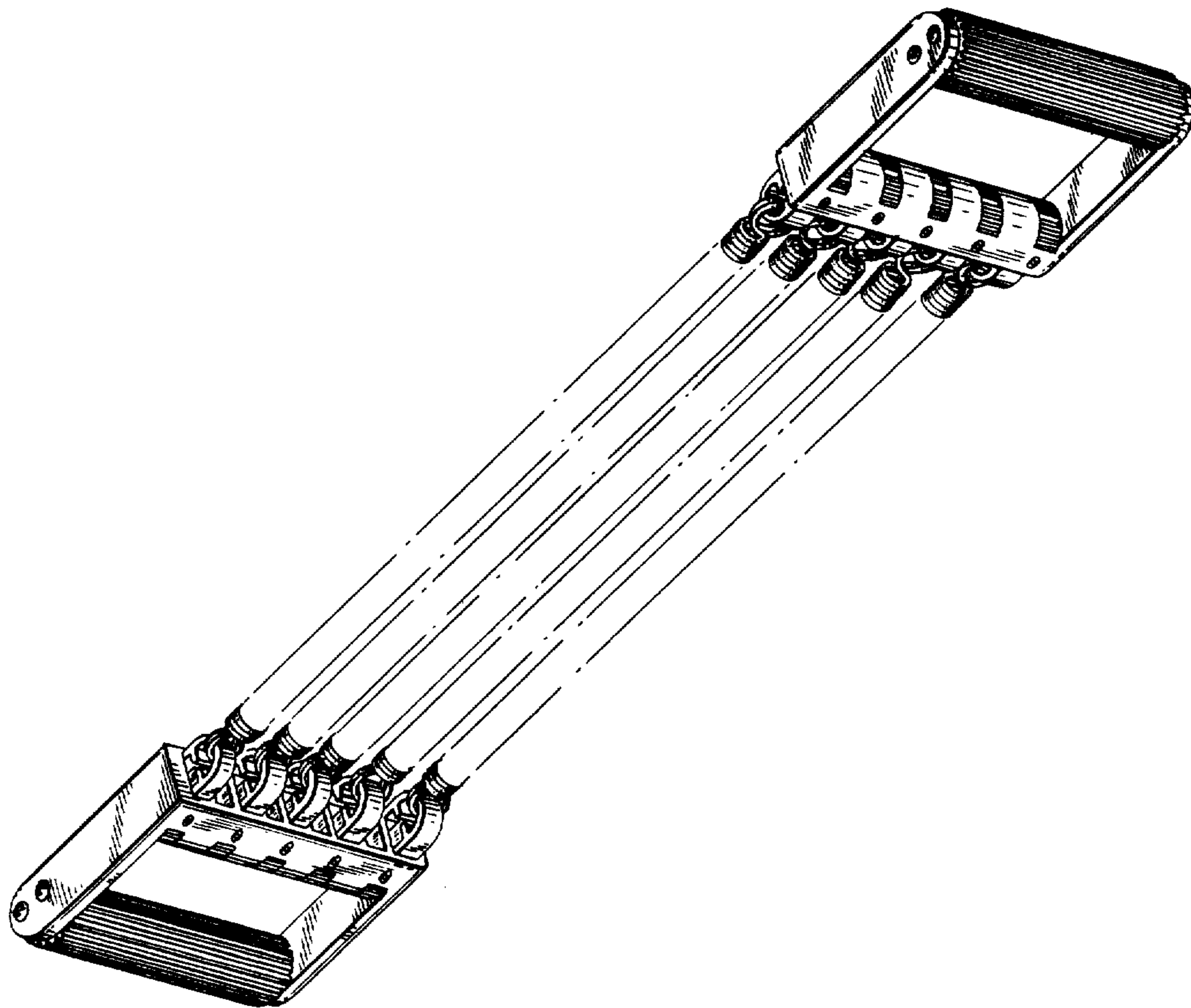
American Bicyclist & Motorcyclist, 10/58, p. 18, Hand Grip at #5.
Sporting Goods Dealer, 9/77, p. 172, Chest Expander Exerciser.
Primary Examiner—Charles A. Rademaker
Attorney, Agent, or Firm—Amster, Rothstein & Engelberg

[57] **CLAIM**

The ornamental design for an adjustable chest expander exerciser, substantially as shown and described.

DESCRIPTION

FIG. 1 is a side perspective view of an adjustable chest expander exerciser showing my new design; FIG. 2 is a top plan view of the handle member shown on an enlarged scale; the side opposite being a mirror image; FIG. 3 is a right side elevational view thereof, the side opposite being a mirror image; FIG. 4 is a left end elevational view thereof; and FIG. 5 is a right side elevational view thereof. The spring members have been shown in fragment in FIGS. 1 through 4 for ease of illustration.



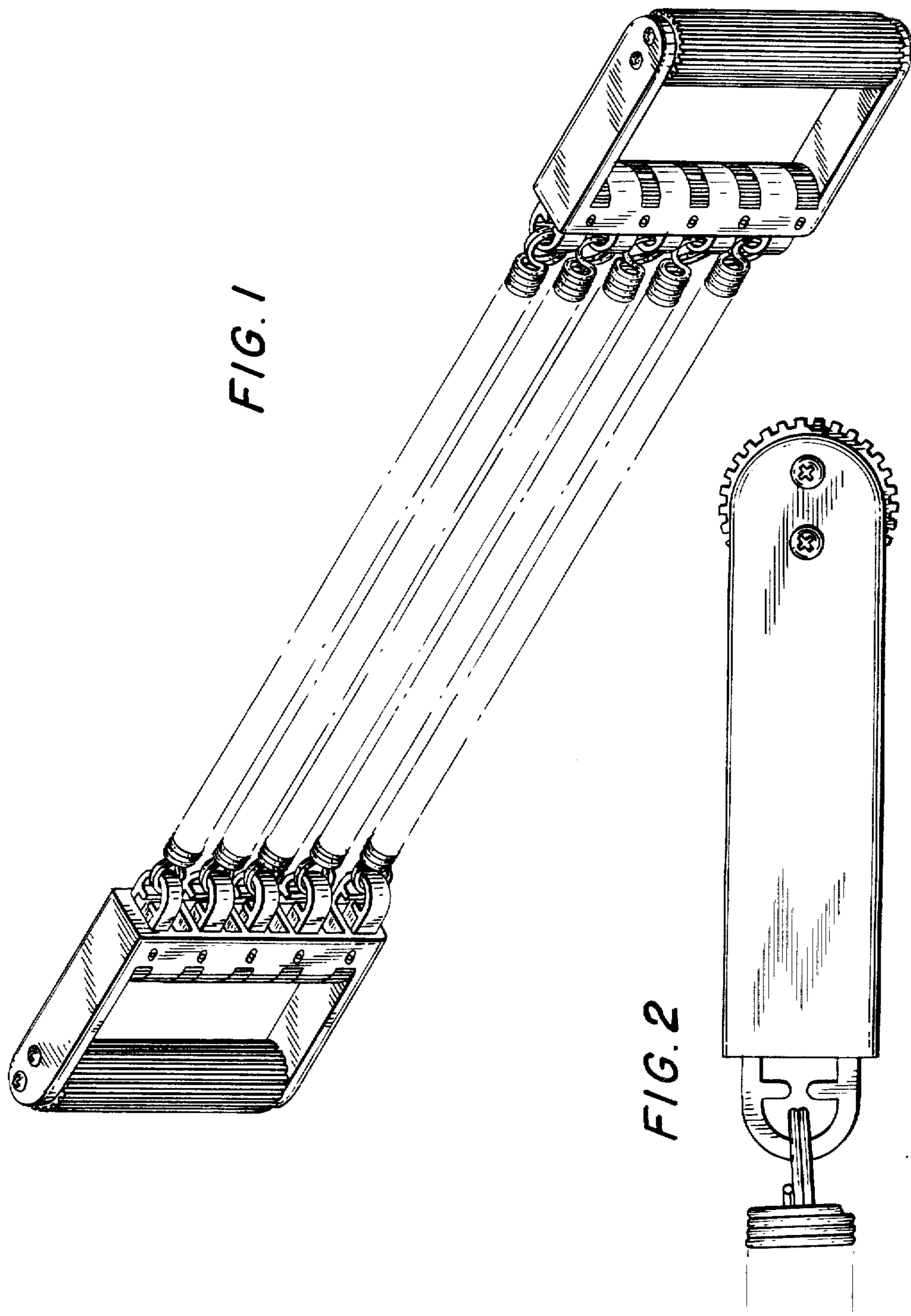


FIG. 1

FIG. 2

FIG. 5




FIG. 3

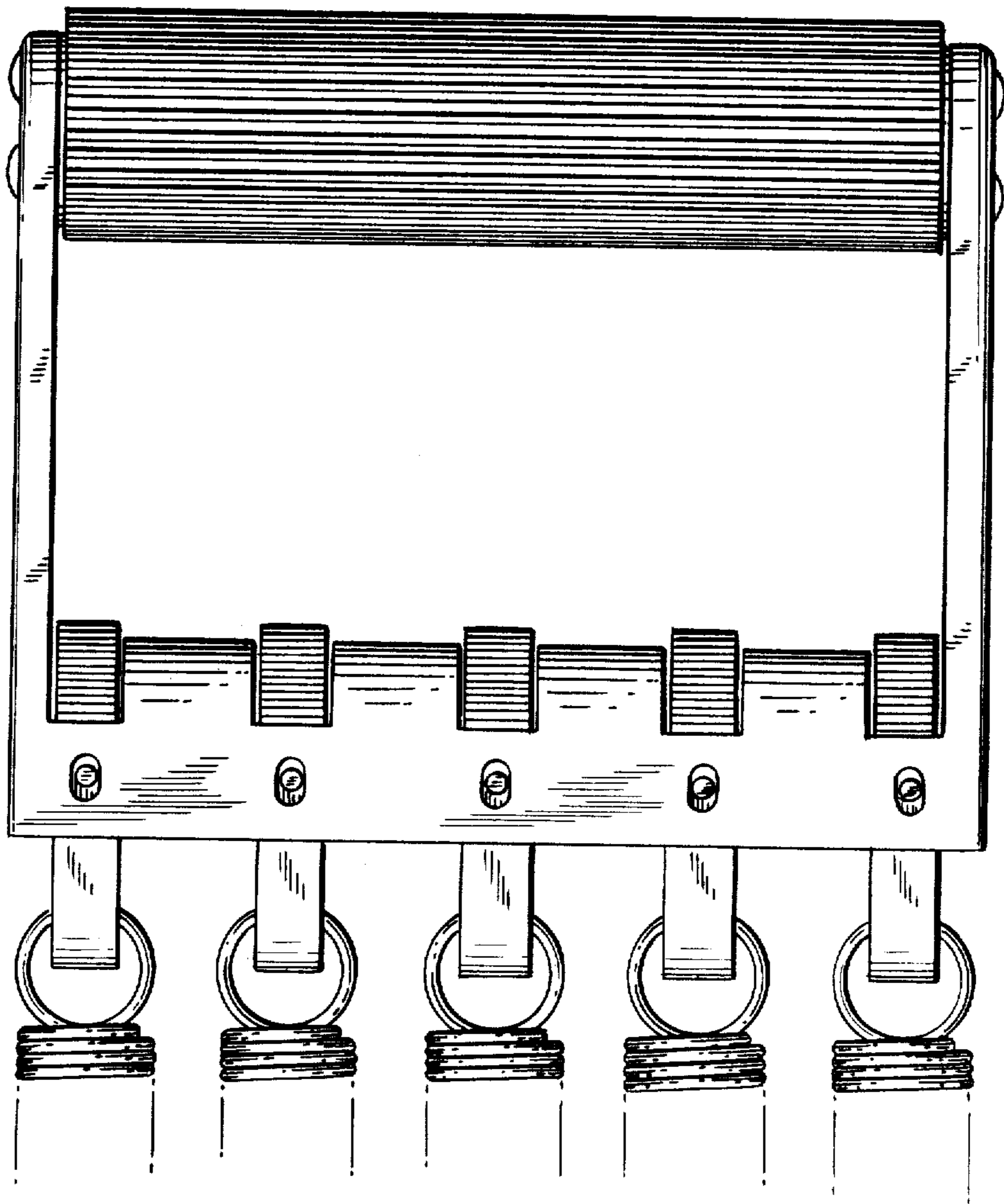


FIG. 4

