

[54] **IN-LINE LAMP DIMMER**

[56]

**References Cited**

**U.S. PATENT DOCUMENTS**

[75] **Inventor:** Robert H. Pintell, New City, N.Y.

D. 88,747 12/1932 Bjorkman ..... D13/99  
D. 253,342 11/1979 Mayo ..... D13/12  
2,088,845 8/1937 Mask ..... D13/28

[73] **Assignee:** Interelectronics Corporation,  
Congers, N.Y.

*Primary Examiner*—Peter M. Caun  
*Attorney, Agent, or Firm*—Karl F. Ross

[\*\*] **Term:** 14 Years

[57]

**CLAIM**

The ornamental design for an in-line lamp dimmer, as shown.

[21] **Appl. No.:** 44,033

**DESCRIPTION**

[22] **Filed:** May 31, 1979

FIG. 1 is a front-elevational view of the lamp dimmer according to my design;

FIG. 2 is a rear-elevational view of the lamp dimmer shown in FIG. 1;

[51] **Int. Cl.** ..... D13—03

[52] **U.S. Cl.** ..... D13/12

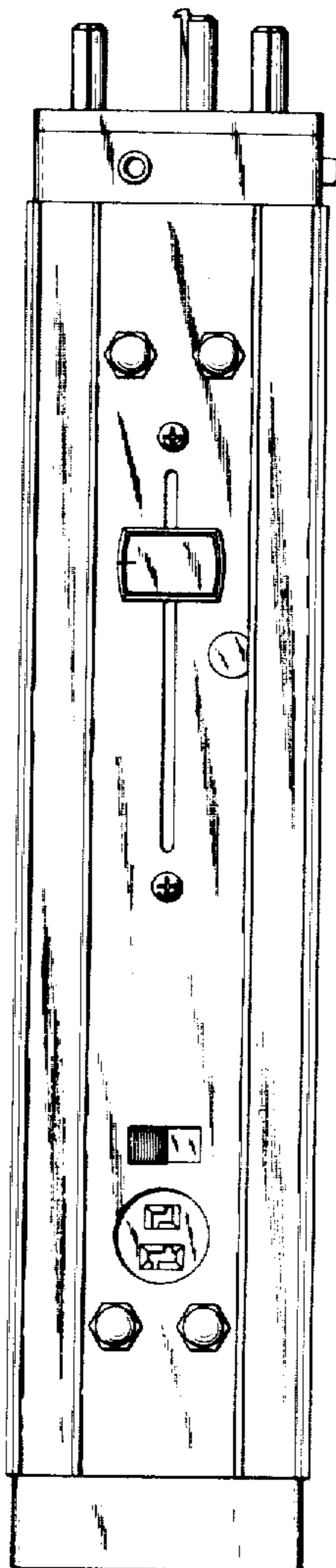
[58] **Field of Search** ..... D13/12, 32, 28, 99;  
200/293; 337/186, 197, 199, 210, 228; 315/291,  
297, 298, 302, 306, 307, 311, DIG. 4

FIG. 3 is a left-side view of FIG. 1;

FIG. 4 is a right-side view of FIG. 1;

FIG. 5 is a top view of FIG. 1; and

FIG. 6 is a bottom view of FIG. 1.



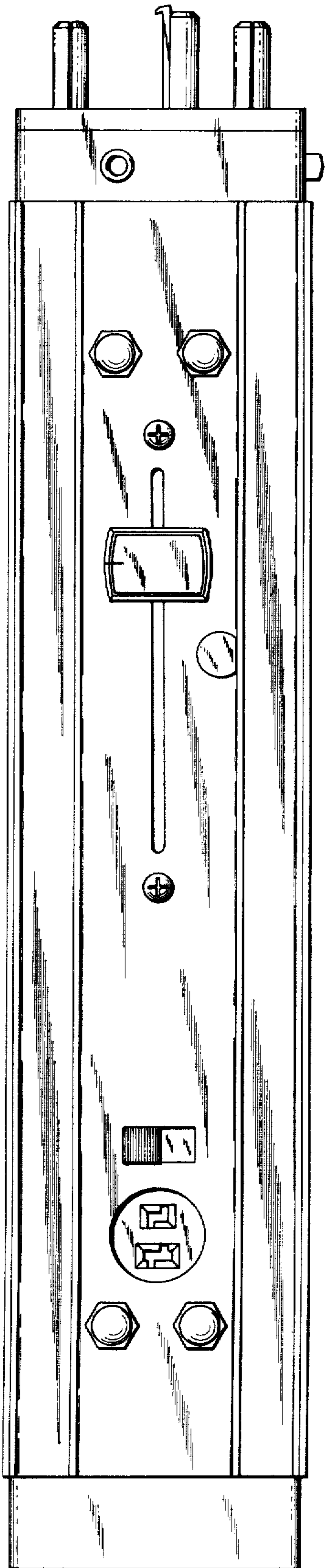


FIG. 1




FIG. 2

