

[54] OVEN HEATED TRAY

[75] Inventor: Walter C. Rein, Northridge, Calif.

[73] Assignee: Chartwell Corporation, Los Angeles, Calif.

[**] Term: 14 Years

[21] Appl. No.: 72,133

[22] Filed: Sep. 4, 1979

[51] Int. Cl. D07-99

[52] U.S. Cl. D7/37; D9/424

[58] Field of Search D7/85, 70, 37, 38; 229/2.5; D99/49, 50, 44; D9/424, 425, 341, 347, 426, 427, 431

[56] References Cited

U.S. PATENT DOCUMENTS

- D. 16,150 7/1885 Ledig D7/37
- D. 140,415 2/1945 Wise et al. D99/44
- D. 242,052 10/1976 Van Ness D30/16

3,067,921 12/1962 Reifers D7/37 X
3,450,326 6/1969 Foote D9/425 X

Primary Examiner—Winifred E. Herrmann
Attorney, Agent, or Firm—Lyon & Lyon

[57] CLAIM

The ornamental design for an oven heated tray, as shown and described.

DESCRIPTION

FIG. 1 is a top plan view of an oven heated tray showing my new design;

FIG. 2 is a bottom plan view thereof;

FIG. 3 is a front elevational view thereof;

FIG. 4 is a rear elevational view thereof;

FIG. 5 is a left side elevational view thereof;

FIG. 6 is a right side elevational view thereof; and

FIG. 7 is an enlarged fragmentary cross-sectional view taken on line 7-7 of FIG. 1.

The diamond bosses on the interior bottom of the oven heated tray are continuous over the entire bottom portion within the dot-dash lines shown in FIG. 1.

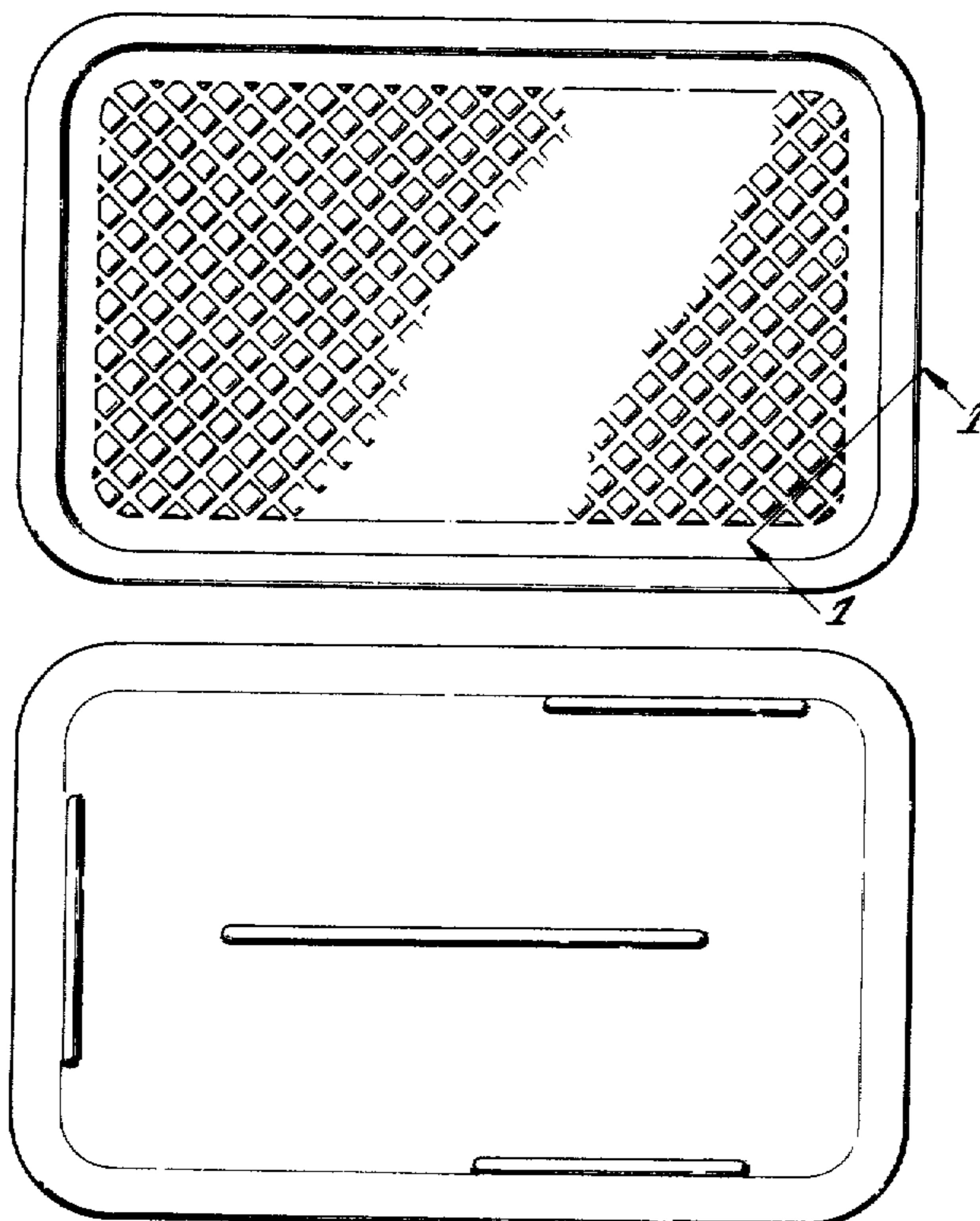


FIG. 1

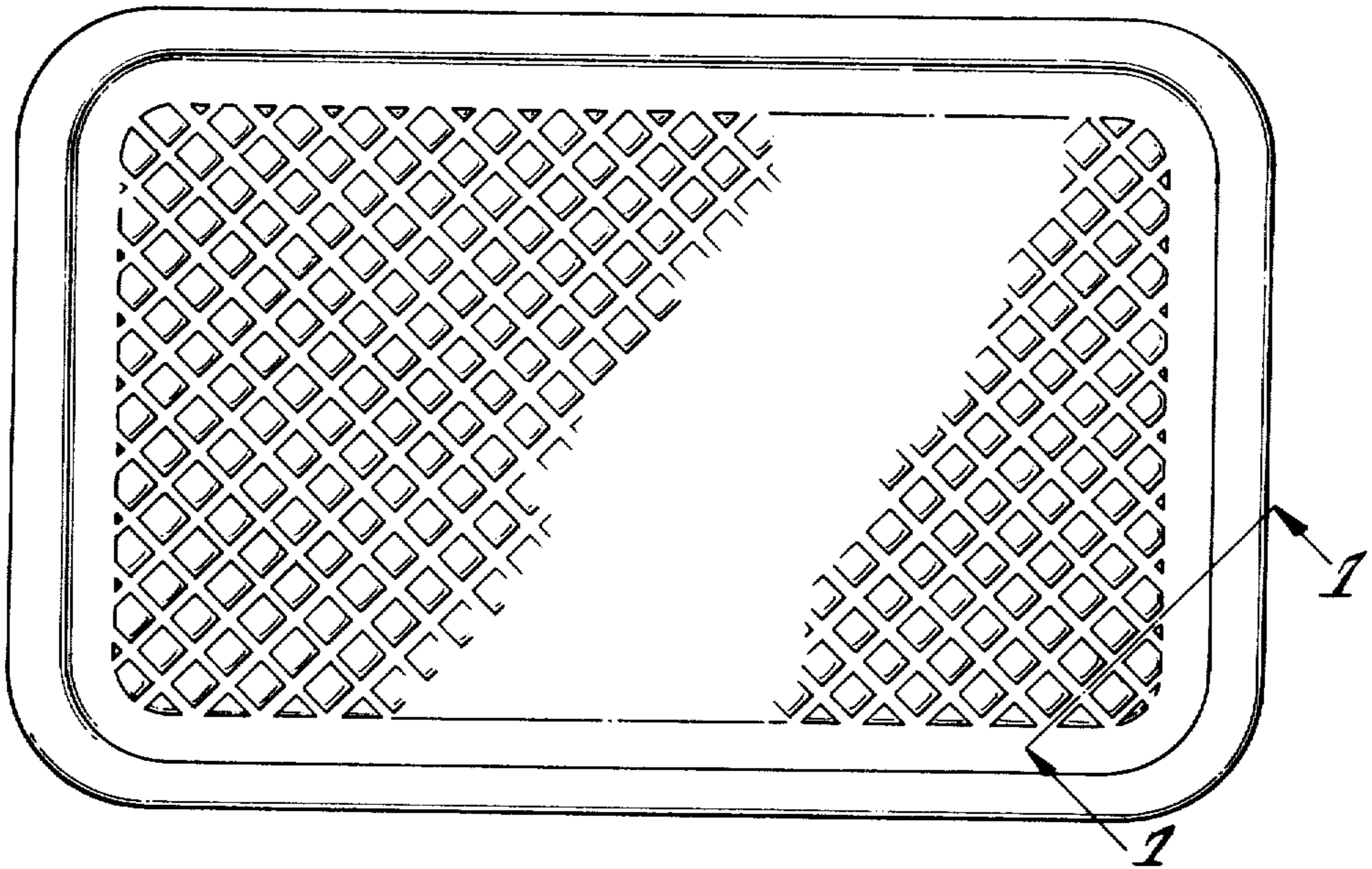


FIG. 2

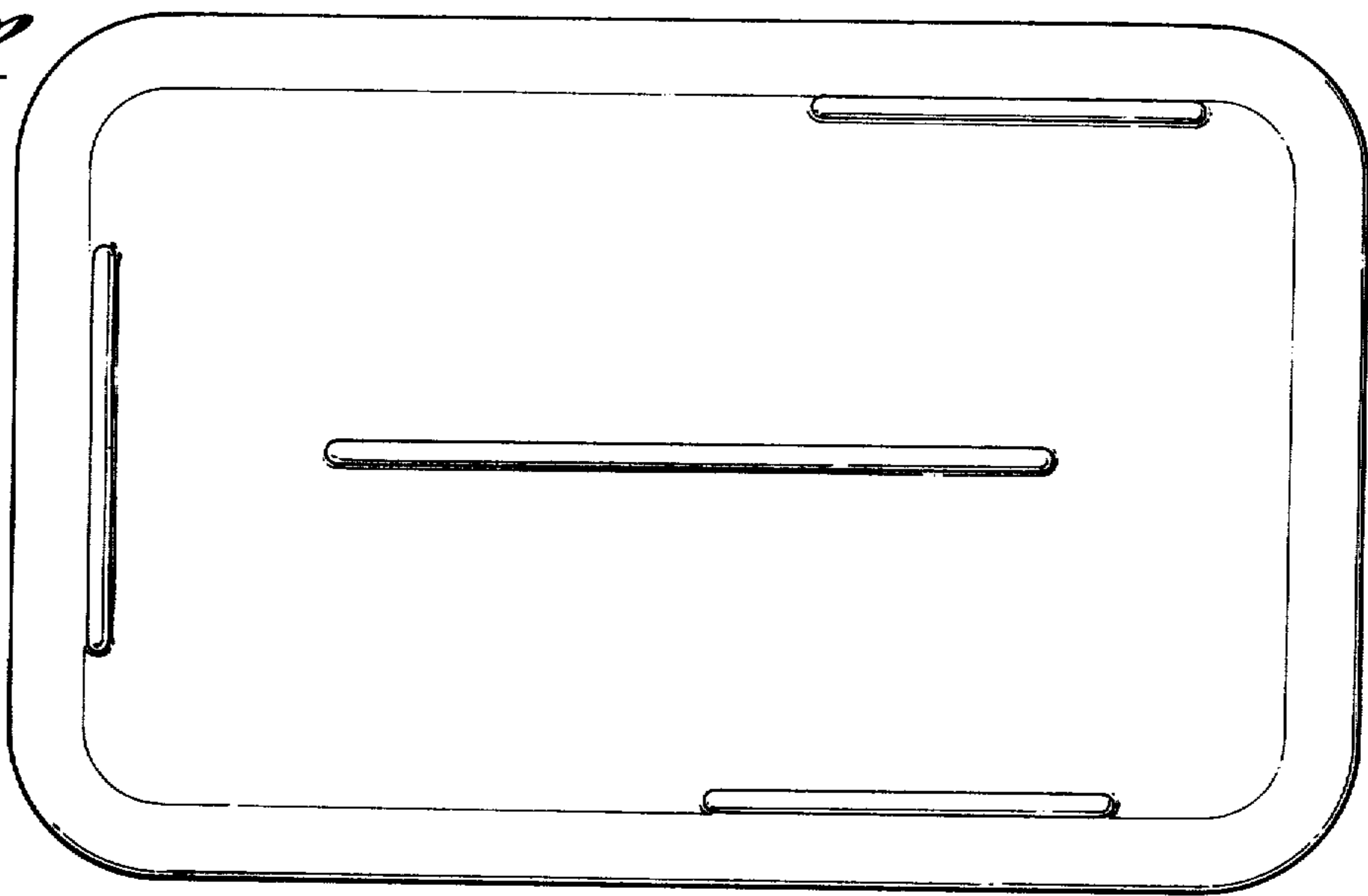


FIG. 3




FIG. 4





FIG. 5

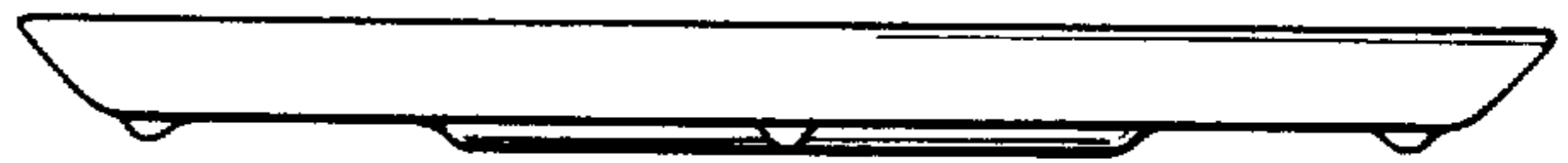


FIG. 6

FIG. 7

