

[54] FLYWHEEL

[75] Inventors: **Frederick P. Nitz; Paul J. Passi**, both of Canoga Park; **Donald R. Hodson; Donald E. Davis**, both of Thousand Oaks, all of Calif.

[73] Assignee: **Rockwell International Corporation**, El Segundo, Calif.

[**] Term: **14 Years**

[21] Appl. No.: **26,628**

[22] Filed: **Apr. 2, 1979**

[51] Int. Cl. **D15—01; D15—99**

[52] U.S. Cl. **D15/5; D15/148**

[58] Field of Search **D15/148, 199, 5; D13/1, D13/4, 12; 310/74; 74/572, 573, 573 F, 574**

[56] **References Cited**

U.S. PATENT DOCUMENTS

558,163 4/1896 Eibler 74/573

697,128	4/1902	Bomgren	74/573
882,037	3/1908	Wetherill et al.	74/573
1,195,074	8/1916	Ohlsen	74/573
1,949,478	3/1934	Kindelmann et al.	74/573
4,179,951	12/1979	Theyse	74/574

Primary Examiner—B. J. Bullock

Attorney, Agent, or Firm—H. F. Hamann; H. B. Field

[57] **CLAIM**

The ornamental design for a flywheel, as shown and described.

DESCRIPTION

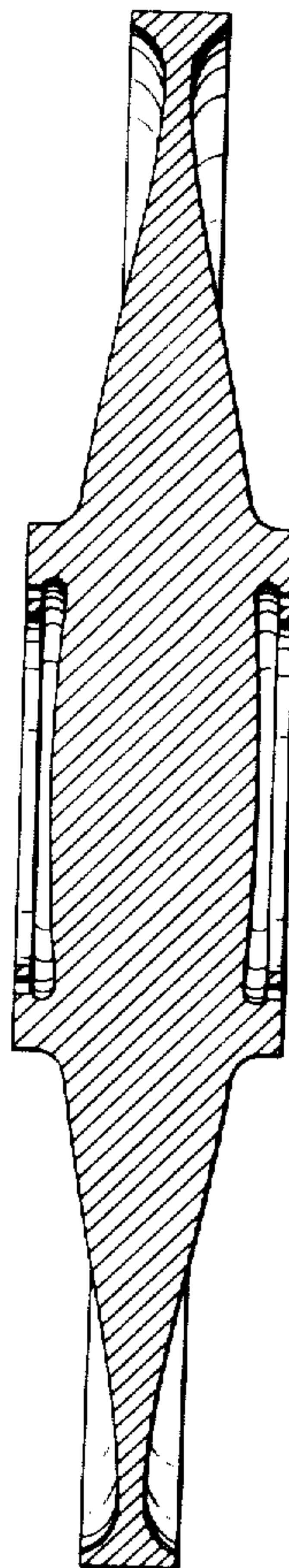
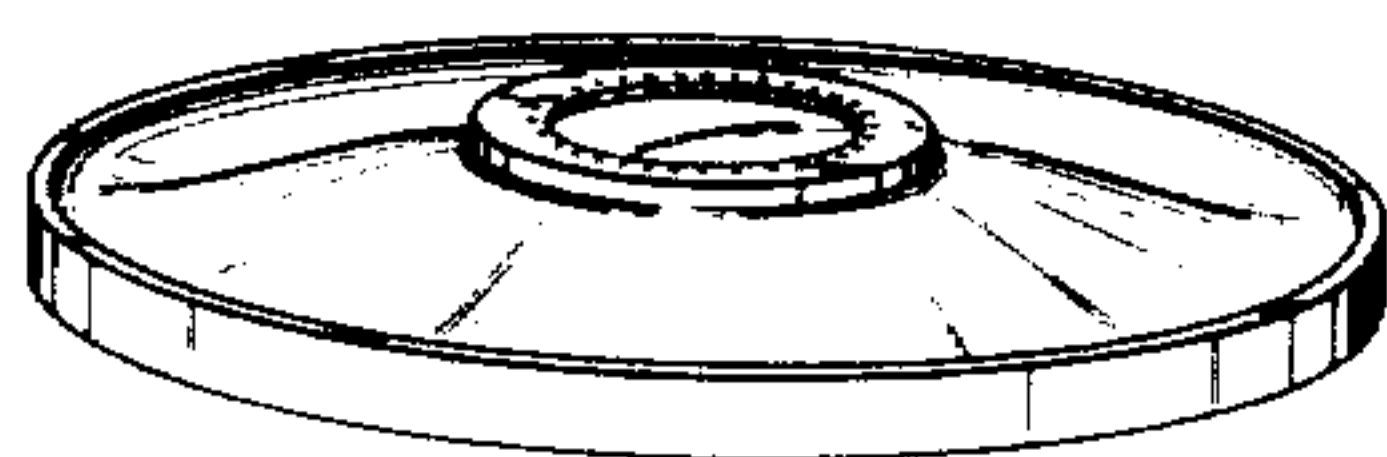
FIG. 1 is a perspective view of a flywheel showing our new design;

FIG. 2 is a top plan view thereof;

FIG. 3 is an edge elevational view thereof;

FIG. 4 is an enlarged sectional view taken through the center of FIG. 1.

The Government has rights in this invention pursuant to Contract DAAG53-75-C-0278 awarded by the U.S. Department of the Army.



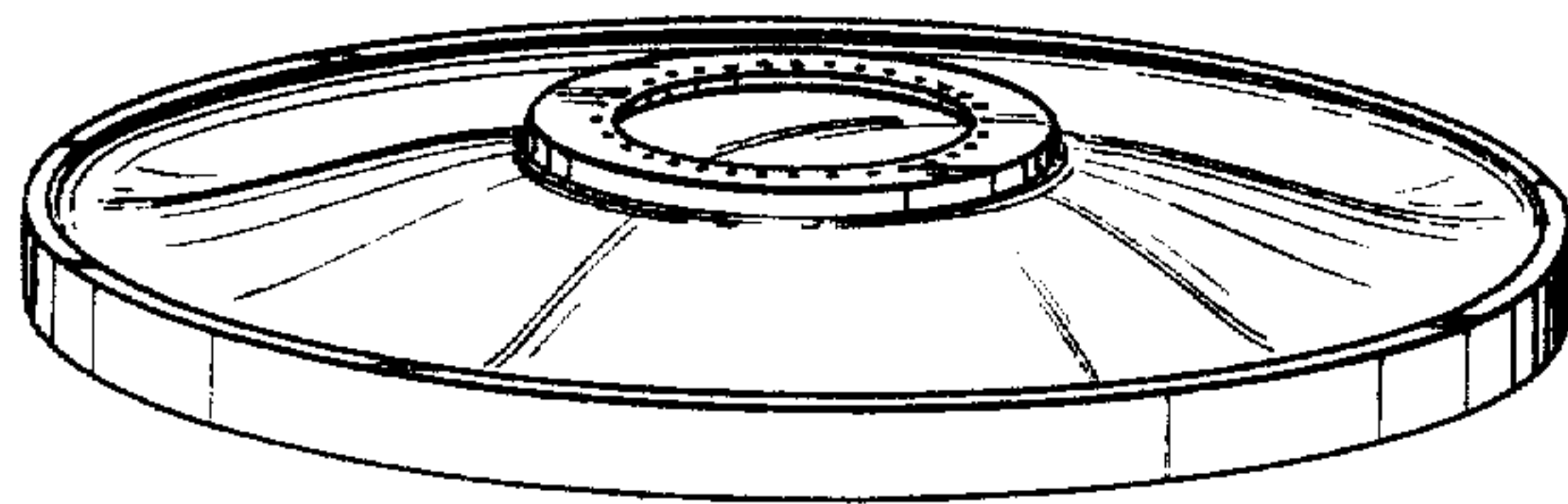


Fig. 1

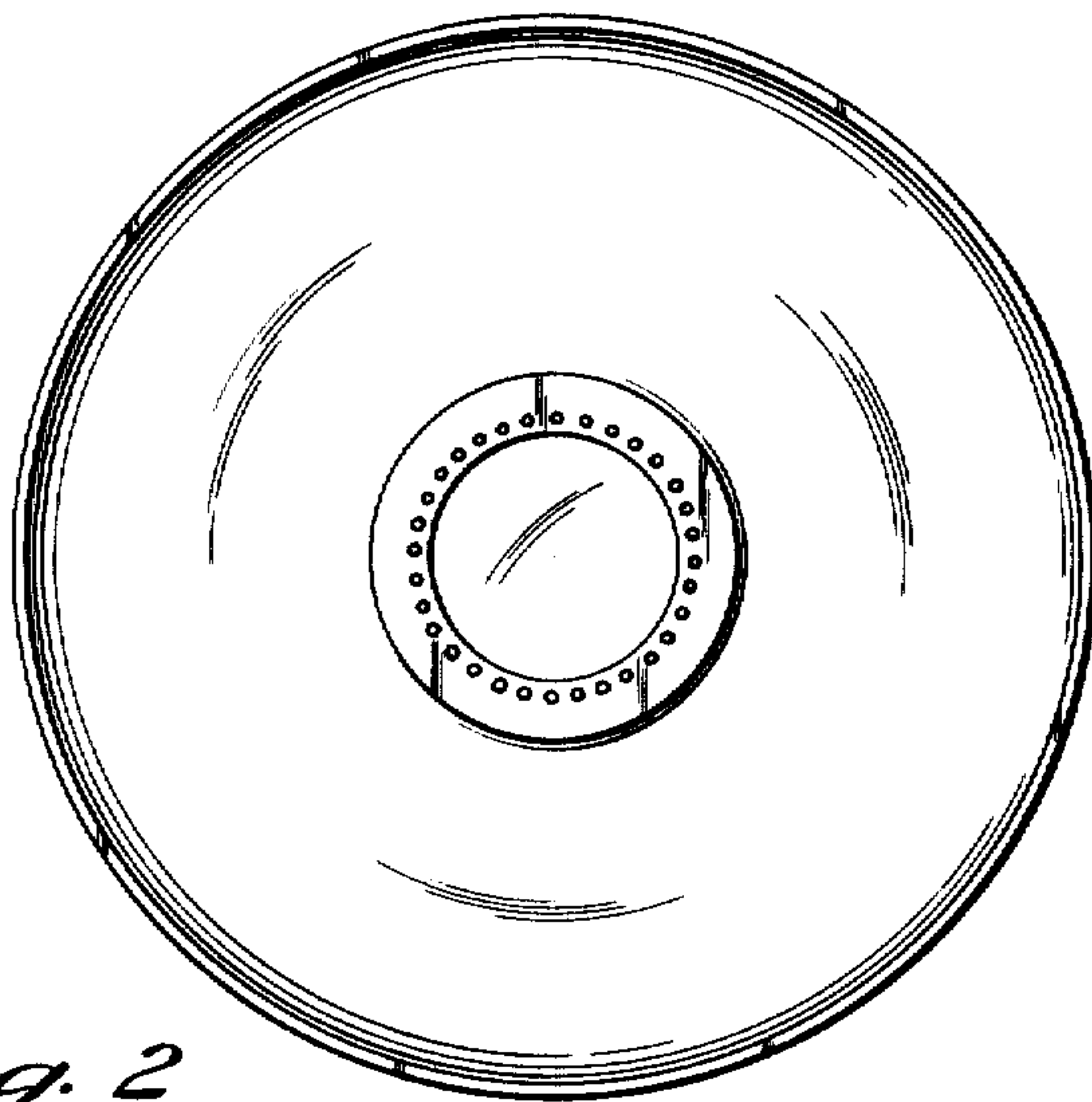


Fig. 2

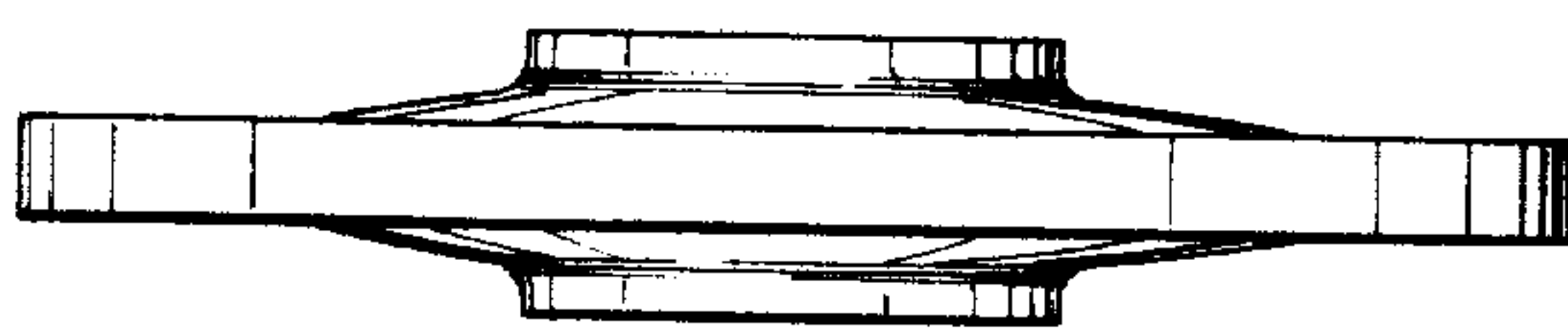


Fig. 3




Fig. 4