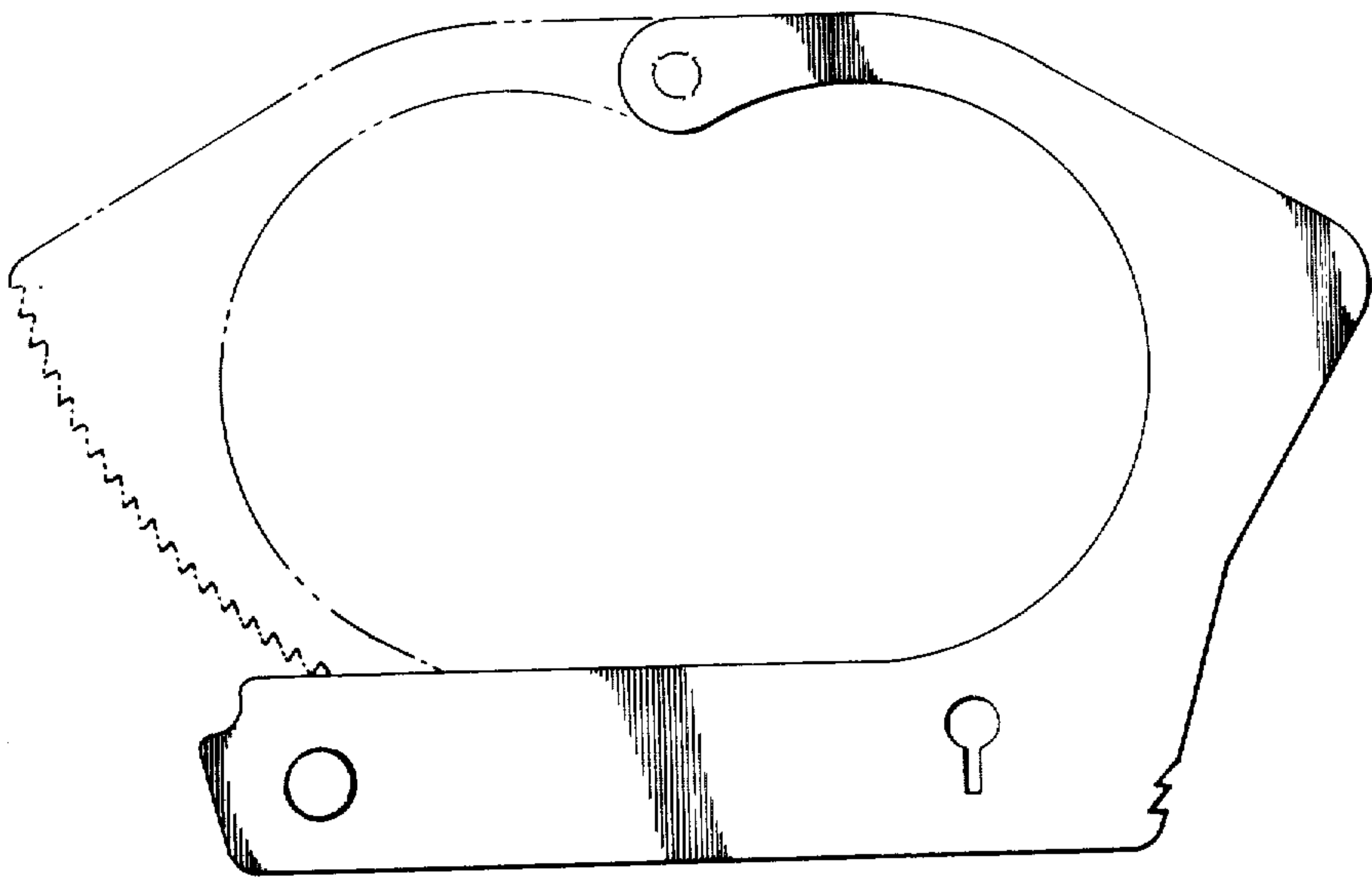


- [54] **HOLDDOWN AND RETAINING DEVICE COMPONENT**
- [76] Inventor: **Raymond R. Finn**, P.O. Box 1035,
Littleton, Colo. 80120
- [**] Term: **14 Years**
- [21] Appl. No.: **4,949**
- [22] Filed: **Jan. 19, 1979**
- [51] Int. Cl. **D8-07**
- [52] U.S. Cl. **D8/333**
- [58] Field of Search **D8/71, 73, 333, 334,**
D8/336, 354, 355, 356; D12/157; 70/16;
211/60 SK; 248/505; D99/99
- [56] **References Cited**
U.S. PATENT DOCUMENTS
1,572,262 2/1926 Abbenzeller 70/16

2,966,787 1/1961 Tompkins 70/16
Primary Examiner—Peter M. Caun
Attorney, Agent, or Firm—Burton & Dorr

[57] **CLAIM**
The ornamental design for a holddown and retaining device component, as shown and described.

DESCRIPTION
FIG. 1 is a front elevational view of a holddown and retaining device component showing my new design with the broken lines for illustrative purposes only. FIG. 2 is a view thereof as seen from the top of FIG. 4. FIG. 3 is a side view thereof taken from the left of FIG. 4. FIG. 4 is a rear elevational view thereof. FIG. 5 is a side view thereof taken from the right of FIG. 4. FIG. 6 is a bottom view thereof.



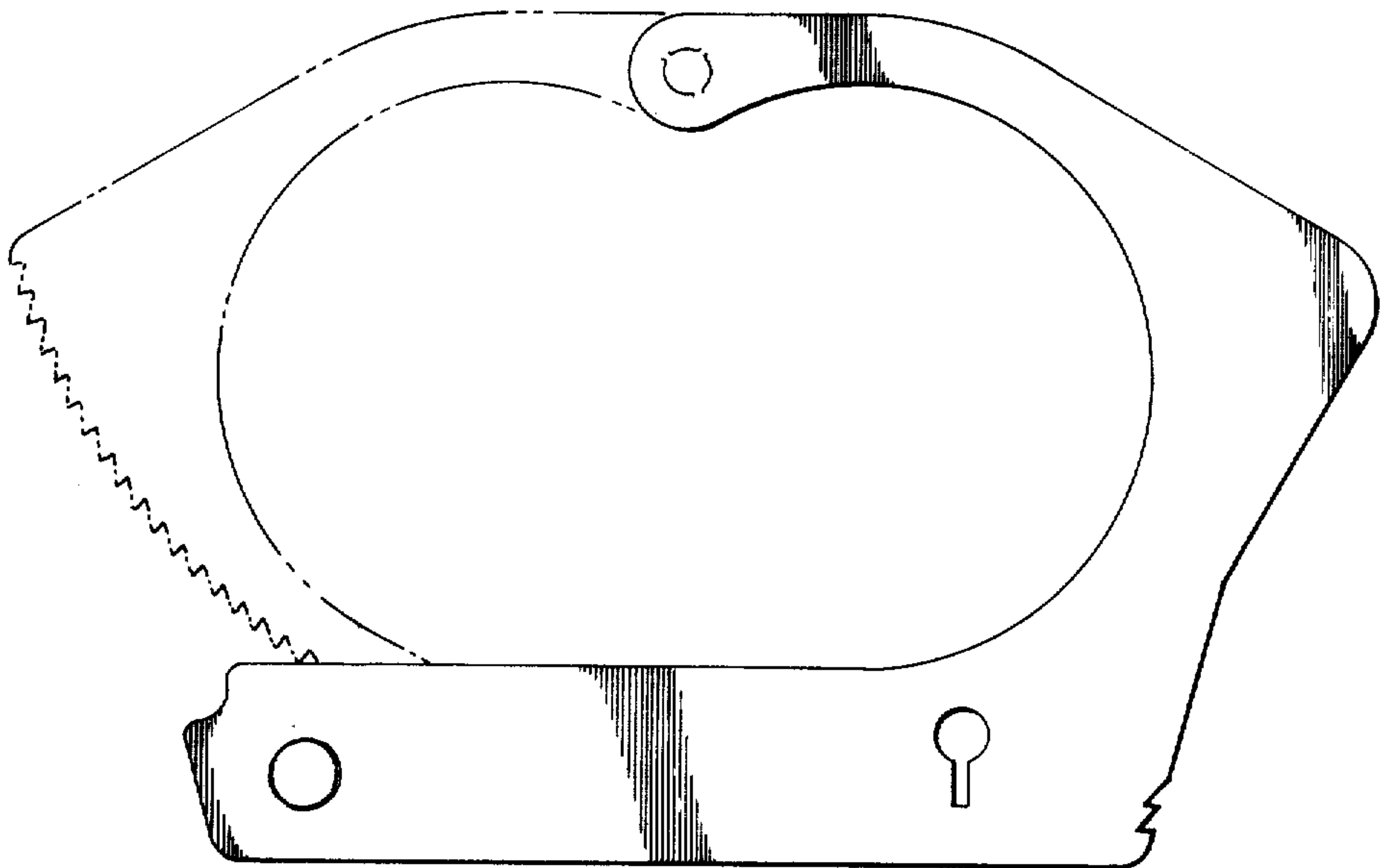


Fig. 1



Fig. 2



Fig. 3

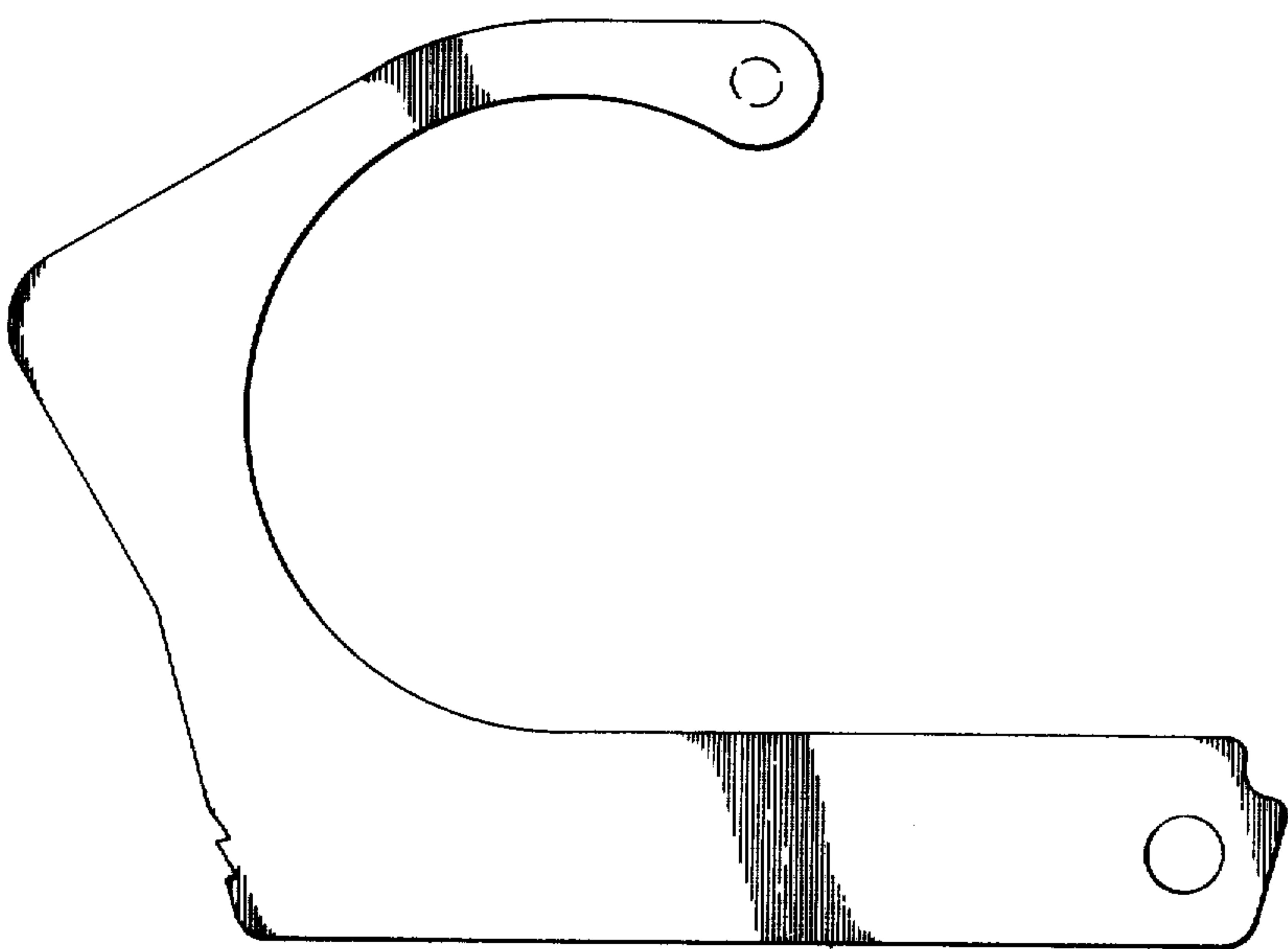


Fig. 4




Fig. 5



Fig. 6