

[54] **SPOON OR SIMILAR ARTICLE**  
 [75] Inventor: **Ellen B. Manderfield**, Syracuse, N.Y.  
 [73] Assignee: **General Mills, Inc.**, Minneapolis, Minn.  
 [\*\*] Term: **14 Years**  
 [21] Appl. No.: **112,376**  
 [22] Filed: **Jan. 15, 1980**  
 [51] Int. Cl. .... **D07-03**  
 [52] U.S. Cl. .... **D7/137**  
 [58] Field of Search ..... **D7/137, 138, 150, 151, D7/152**

D. 225,021 10/1972 Manderfield ..... D7/137  
 D. 225,898 1/1973 Richmond ..... D7/137  
 D. 226,982 5/1973 Manderfield ..... D7/137

*Primary Examiner*—Winifred E. Herrmann  
*Attorney, Agent, or Firm*—L. MeRoy Lillehaugen; Gene O. Enockson

[57] **CLAIM**

The ornamental design for a spoon or similar article, substantially as shown and described.

**DESCRIPTION**

FIG. 1 is a front elevational view of a spoon showing my new design;  
 FIG. 2 is a rear elevational view thereof;  
 FIG. 3 is a side elevational view thereof; and  
 FIGS. 4, 5, and 6 are enlarged sectional views taken along lines 4-4, 5-5, and 6-6, respectively, of FIG. 1.

**1.**  
 The essential features of my design reside in the handle portion as shown in the accompanying drawings.

[56] **References Cited**  
**U.S. PATENT DOCUMENTS**

D. 153,964 5/1949 McAlpine ..... D7/137  
 D. 163,436 5/1951 Allen et al. .... D7/137  
 D. 170,056 7/1953 Helander ..... D7/137  
 D. 203,476 1/1966 Manderfield ..... D7/137

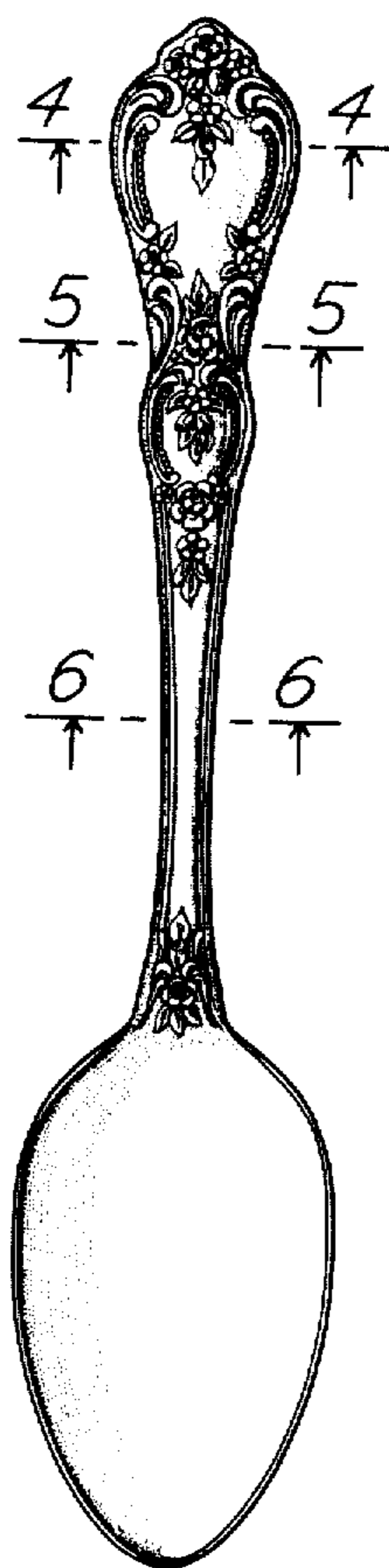


FIG. 1

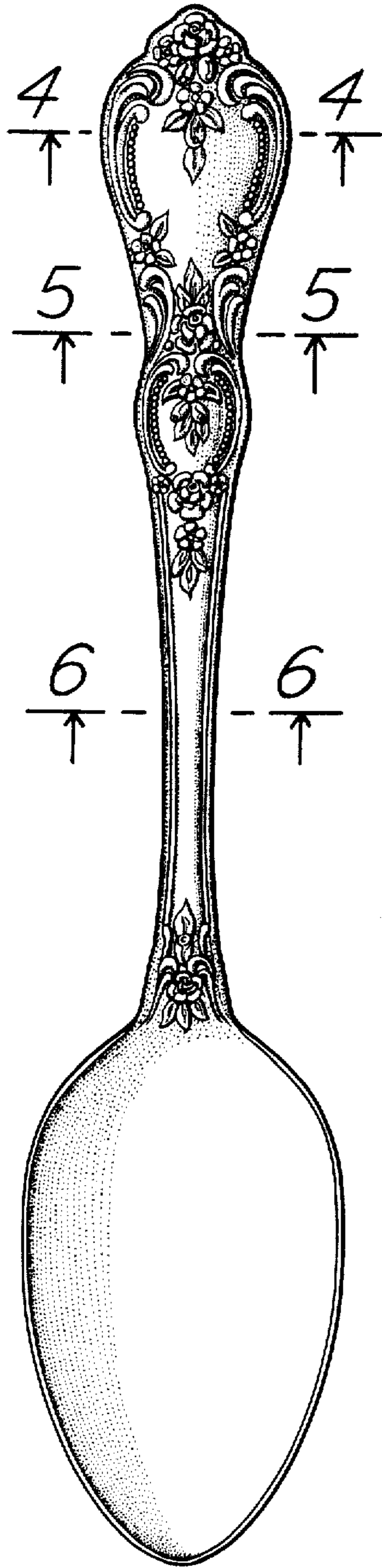


FIG. 2

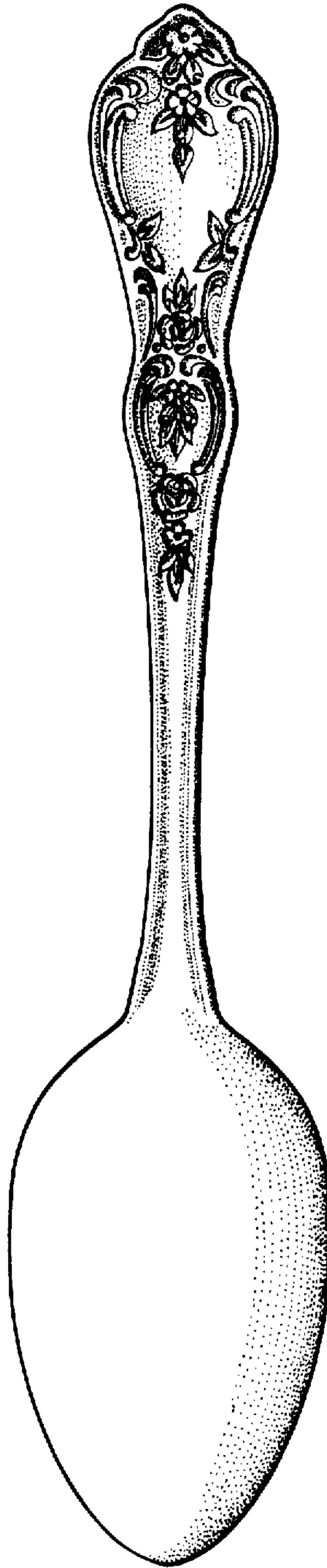


FIG. 3




FIG. 4



FIG. 5



FIG. 6

