

[54] DESK TOP ELECTRONIC CALCULATOR

[75] Inventors: **Takashi Hirata; Takashi Yomo**, both of Yokohama; **Junichi Motoyoshi**, Funabashi, all of Japan

[73] Assignee: **Canon Kabushiki Kaisha**, Tokyo, Japan

[**] Term: **14 Years**

[21] Appl. No.: **126,354**

[22] Filed: **Mar. 3, 1980**

[30] Foreign Application Priority Data

Sep. 4, 1979 [JP] Japan 54-36987

[51] Int. Cl. **D18-01**

[52] U.S. Cl. **D18/7**

[58] Field of Search **D10/2, 6-8, D10/11, 12, 46.1; D14/45; 364/706-710; 200/5 A**

[56] References Cited

U.S. PATENT DOCUMENTS

D. 251,330 3/1979 Kurosu et al. **D18/7 X**
 D. 256,696 9/1980 Ikeda **D18/7**

OTHER PUBLICATIONS

HFD-Retailing Home Furnishings, 6/5/78, p. 55--E1-5808 at top right.

HFD-Retailing Home Furnishings, 6/12/78, p. 35-FX-2500 at top left.

Primary Examiner—Louis S. Zarfes

Attorney, Agent, or Firm—Fitzpatrick, Cella, Harper & Scinto

[57] CLAIM

The ornamental design for an desk top electronic calculator, as shown and described.

DESCRIPTION

FIG. 1 is a front elevational view of a desk top electronic calculator showing our new design; FIG. 2 is a rear elevational view thereof; FIG. 3 is a top plan view thereof; FIG. 4 is a bottom plan view thereof; FIG. 5 is a side elevational view as seen from the left of FIG. 1; FIG. 6 is a side elevational view as seen from the right of FIG. 1; FIG. 7 is a perspective view of the calculator.




FIG. 1




FIG. 2




FIG. 3

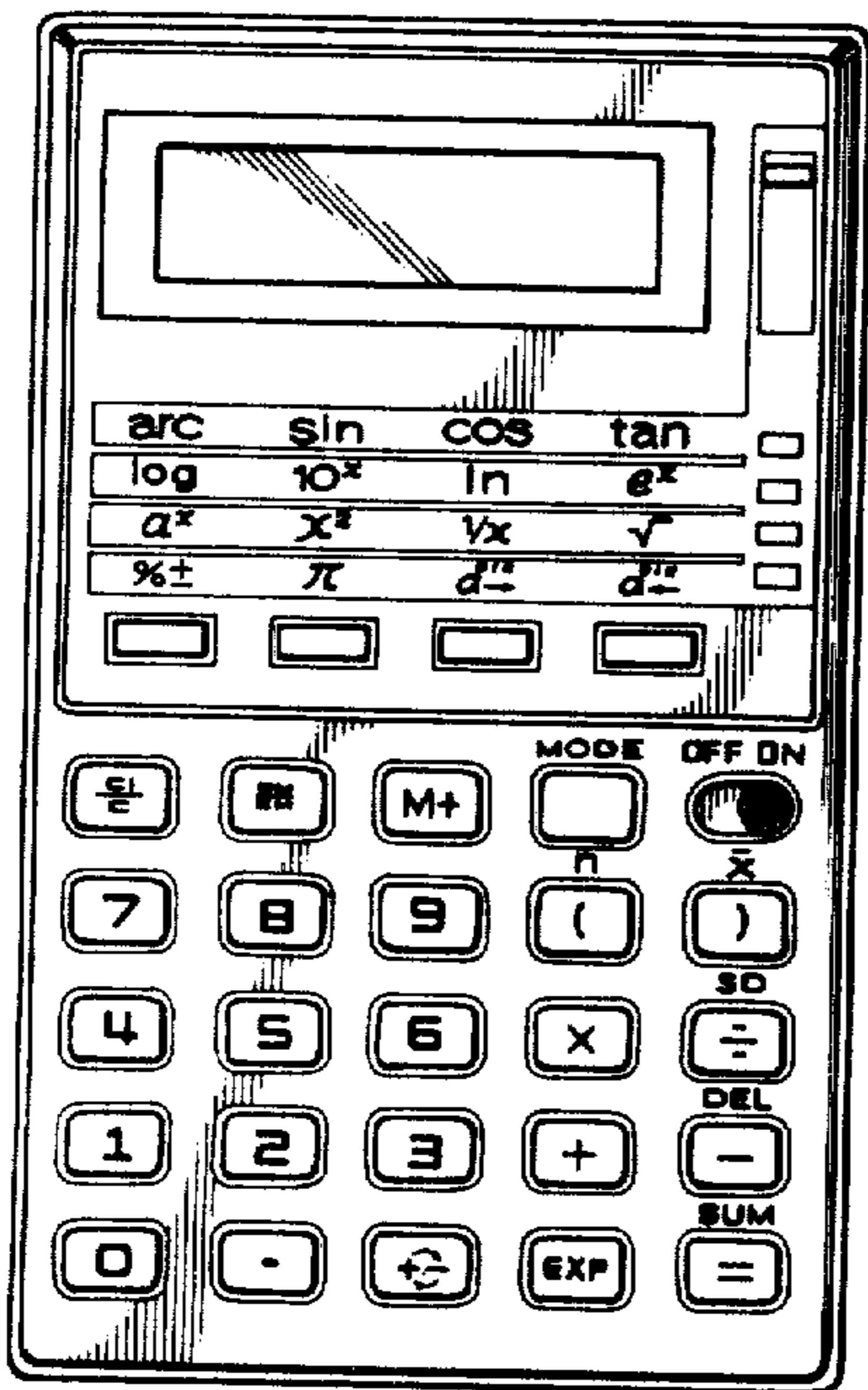


FIG. 4




FIG. 5



FIG. 6



FIG. 7

