

[54] ADJUSTABLE SHELF SUPPORT

[76] Inventor: Edward F. Sette, 400 S. 18th St., Sparks, Nev. 89431

[\*\*] Term: 14 Years

[21] Appl. No.: 90,737

[22] Filed: Nov. 2, 1979

[51] Int. Cl. .... D8-06; D6-06

[52] U.S. Cl. .... D8/381; D6/191; D6/194; D8/355

[58] Field of Search ..... D8/354, 355, 380, 381; D6/194, 191; 108/150; 248/161, 405, 406, 354 R, 354 S

[56] References Cited

U.S. PATENT DOCUMENTS

911,149 2/1909 Moore ..... 47/39  
2,694,946 11/1954 Vandal ..... 248/354 S

3,027,140 3/1962 Holzbach ..... 248/354 S  
3,222,030 12/1965 Thorpe ..... 248/354 S  
3,467,033 9/1969 Sienkiewicz et al. .... 108/150

Primary Examiner—B. J. Bullock  
Attorney, Agent, or Firm—Herbert C. Schulze

[57] CLAIM

The ornamental design for an adjustable shelf support, as shown.

DESCRIPTION

FIG. 1 is a front perspective view of an adjustable shelf support showing my new design, the rear being identical;

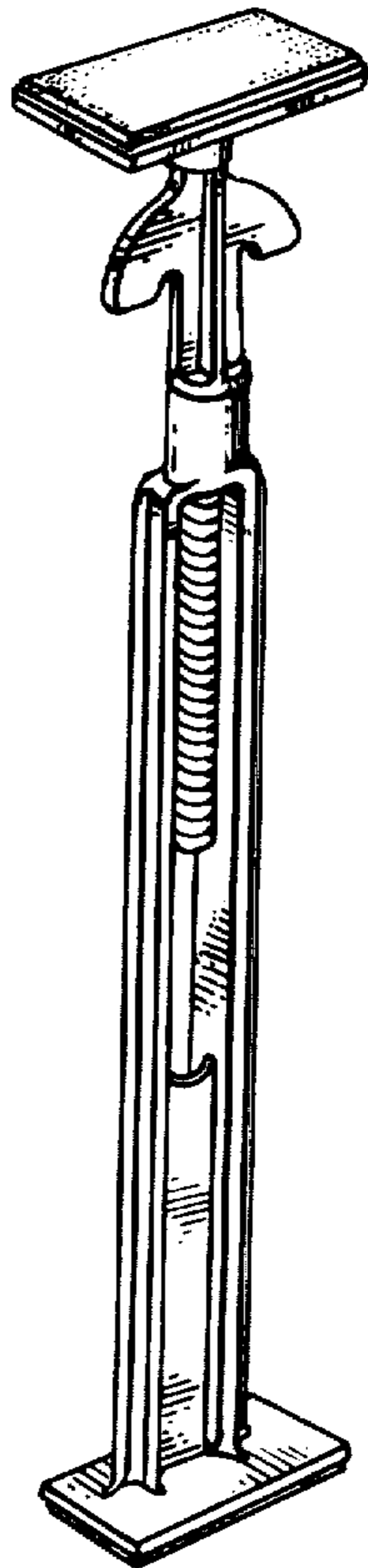
FIG. 2 is a front elevational view thereof;

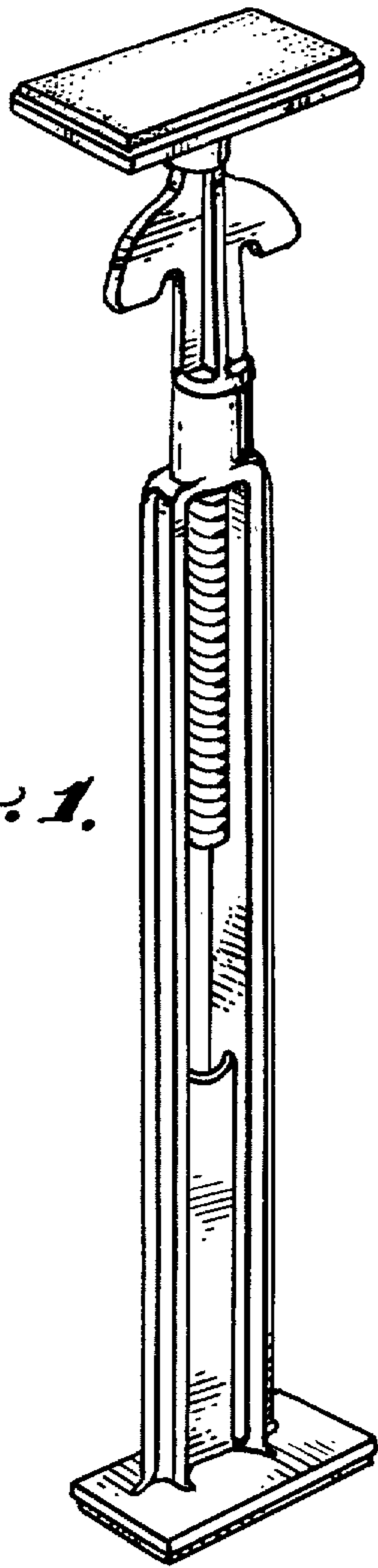
FIG. 3 is a side elevational view thereof, both sides being identical;

FIG. 4 is a top plan view thereof;


FIG. 5 is a bottom plan view thereof;

FIG. 6 is a sectional view taken in the direction of the arrows on line 6-6 of FIG. 2.

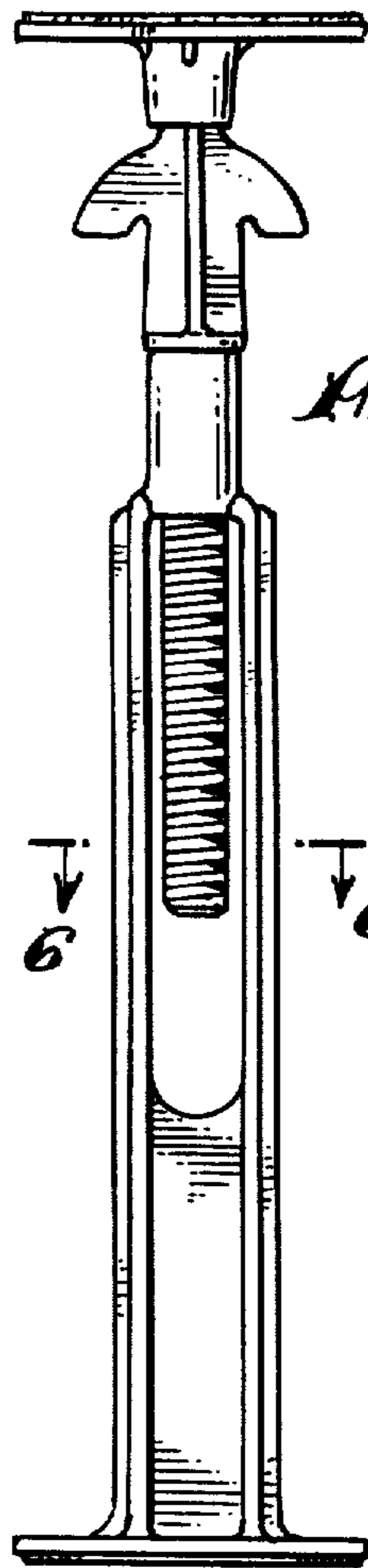




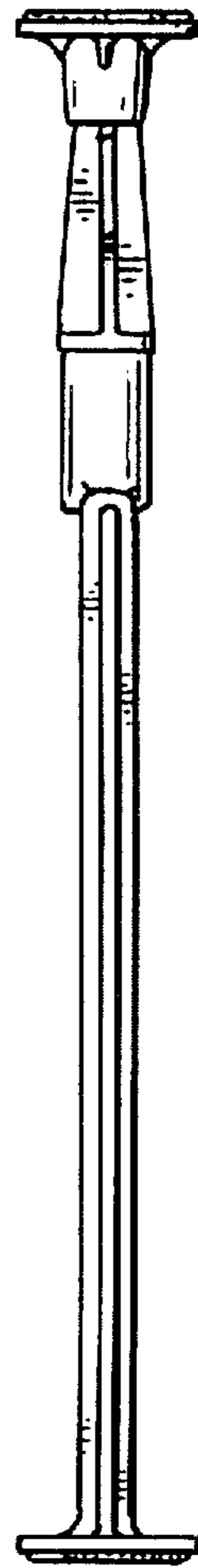
*FIG. 1.*



*FIG. 4.*


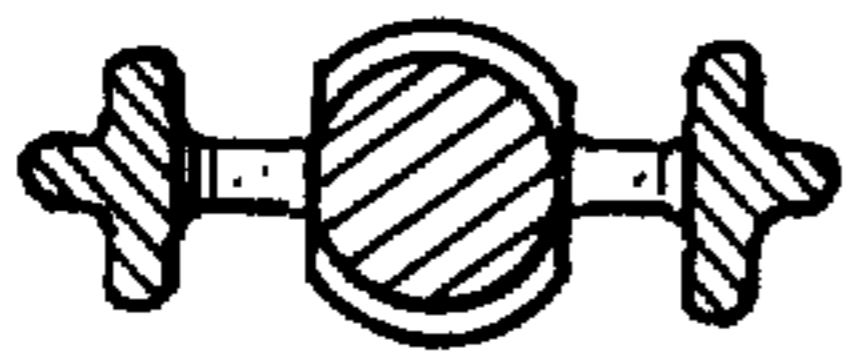


*FIG. 2.*



*FIG. 3.*

*FIG. 6.*



*FIG. 5.*