

[54] CREMATION URN

[75] Inventor: David E. Krech, Inver Grove Heights, Minn.

[73] Assignee: DeKrech Enterprises, Inc., Inver Grove Heights, Minn.

[**] Term: 14 Years

[21] Appl. No.: 92,566

[22] Filed: Nov. 8, 1979

[51] Int. Cl. D31-00

[52] U.S. Cl. D99/5; D9/430

[58] Field of Search D99/1, 5, 8, 15; D3/75; D11/139; D9/403, 409, 430; 27/1

[56] References Cited

U.S. PATENT DOCUMENTS

- D. 44,626 9/1913 Blesch D99/15
- D. 72,642 5/1927 Titus D9/430
- D. 75,980 8/1928 Pfeiffer D9/430
- D. 223,903 6/1972 Herricht D99/1

D. 245,901 9/1977 Ditto D11/139

Primary Examiner—Louis S. Zarfes
Attorney, Agent, or Firm—Merchant, Gould, Smith, Edell, Welter & Schmidt

[57] CLAIM

The ornamental design for a cremation urn, as shown and described.

DESCRIPTION

FIG. 1 is a view in top plan of a cremation urn showing my new design;

FIG. 2 is a left side elevational view of the cremation urn disclosed in FIG. 1;

FIG. 3 is a front elevational view of the cremation urn disclosed in FIG. 1;

FIG. 4 is a right side elevational view of the cremation urn disclosed in FIG. 1;

FIG. 5 is a view in bottom plan of the cremation urn disclosed in FIG. 1; and

FIG. 6 is a back elevational view of the cremation urn disclosed in FIG. 1.





FIG. 1

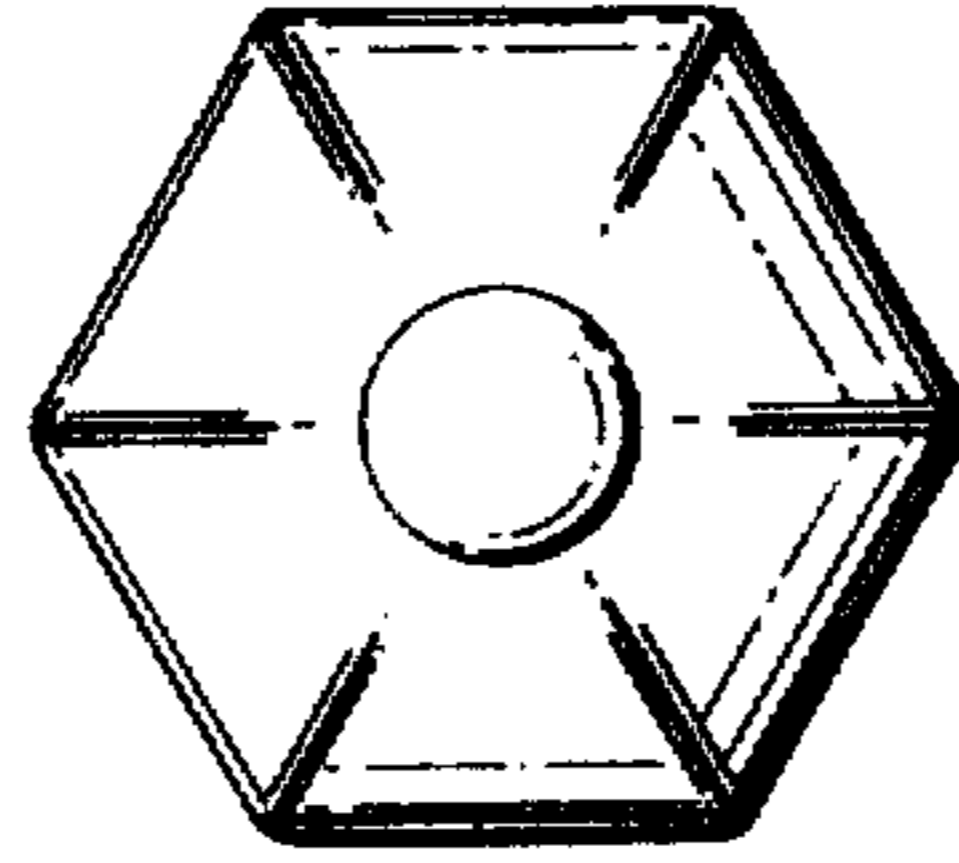


FIG. 2




FIG. 3




FIG. 4




FIG. 5

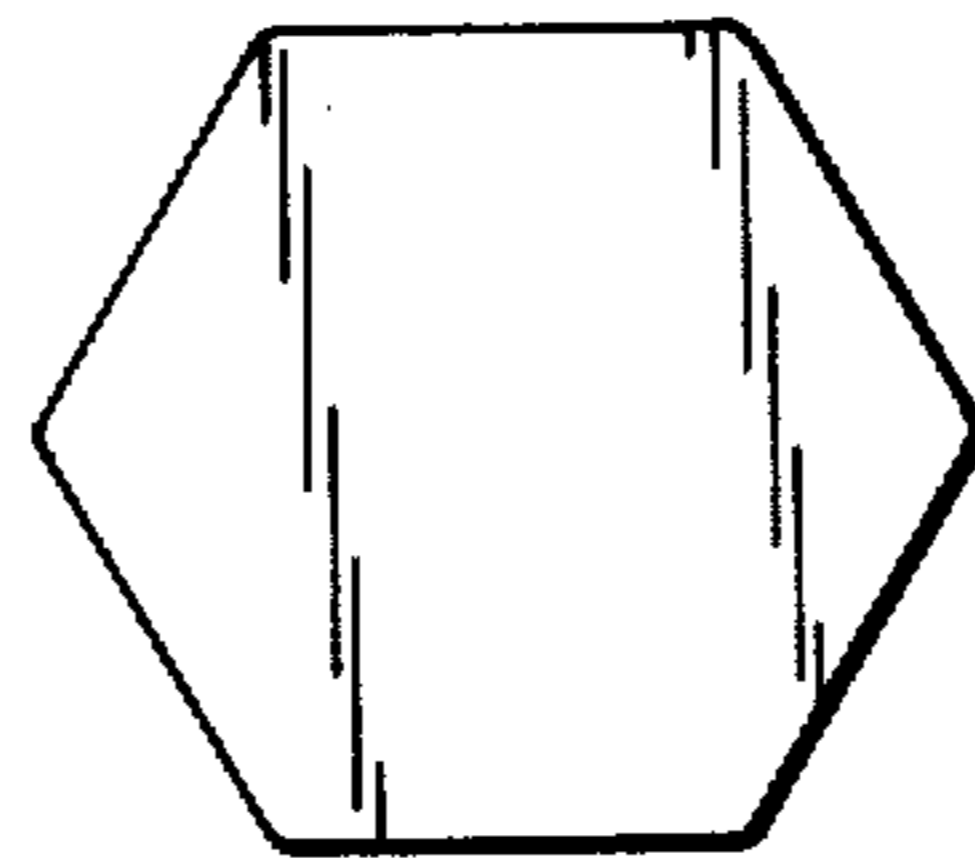


FIG. 6

