

- [54] **MULTIPLE POUCH SURGICAL INSTRUMENT HOLDER**
- [76] Inventor: **Dan S. Sandel**, 19524 Halsted, Northridge, Calif. 91324
- [\*\*] Term: **14 Years**
- [21] Appl. No.: **93,892**
- [22] Filed: **Nov. 13, 1979**
- [51] Int. Cl. .... **D24—02**
- [52] U.S. Cl. .... **D24/29**
- [58] Field of Search ..... 206/305, 363, 364, 365, 206/370, 438, 476, 571; D24/29, 31, 27
- [56] **References Cited**  
**U.S. PATENT DOCUMENTS**  
 2,788,828 4/1957 Banner ..... 206/373 X

|           |         |                |       |           |
|-----------|---------|----------------|-------|-----------|
| 3,669,256 | 6/1972  | Jacob          | ..... | 206/363   |
| 3,752,309 | 8/1973  | Hopkins et al. | ..... | 206/363 X |
| 3,910,410 | 10/1975 | Shaw           | ..... | 206/363   |
| 4,142,632 | 3/1979  | Sandel         | ..... | 206/363   |
| 4,210,244 | 7/1980  | Westrick       | ..... | 206/373   |


Primary Examiner—A. Hugo Word  
 Attorney, Agent, or Firm—Poms, Smith, Lande & Rose

[57] **CLAIM**


The ornamental design for a multiple pouch surgical instrument holder, as shown.

**DESCRIPTION**


FIG. 1 is a top view of a surgical instrument holder, showing my new design;  
 FIG. 2 is a plan view;  
 FIG. 3 is a bottom view;  
 FIG. 4 is a side view; and  
 FIG. 5 is a back view.



*Fig. 1.*



*Fig. 2.*



*Fig. 4.*



*Fig. 3.*



*Fig. 5.*

