

[54] COMBINED EAR WAX REMOVER AND TOOTH PICK

3,672,378 6/1972 Silverman D24/64 X
4,044,770 8/1977 Ocel et al. 128/304

[76] Inventor: **Duc Doan**, 7814 S. San Pedro St., Los Angeles, Calif. 90003

[**] Term: **14 Years**

[21] Appl. No.: **96,011**

[22] Filed: **Nov. 20, 1979**

[51] Int. Cl. **D24-01**

[52] U.S. Cl. **D24/23; D22/12; D28/64**

[58] Field of Search 128/348, 347, 304, 303 R; D22/5, 6, 7, 12; D28/64; 132/93; D24/23

[56] **References Cited**

U.S. PATENT DOCUMENTS

106,773	8/1870	Blake	132/93 X
D. 113,516	2/1939	McAlear	D28/64
D. 238,398	1/1976	Sandin	D24/11
792,471	6/1905	Smith	132/93
973,842	10/1910	Baird	132/93
2,425,917	8/1947	Brignola	D24/23 X
2,626,855	1/1953	Hand	D28/64
3,254,356	6/1966	Yao et al.	128/304 X

OTHER PUBLICATIONS

V. Mueller & Co., Catalog No. 65, Comprehensive Guide to Hospital Supplies, ©1963, p. 523, Item No. #G, Buck Ear Currettes.

Primary Examiner—Bernard Ansher

Attorney, Agent, or Firm—Poms, Smith, Lande & Rose

[57] **CLAIM**

The new and ornamental design for a combined ear wax remover and tooth pick, as shown.

DESCRIPTION

FIG. 1 is a perspective view of the combined ear wax remover and tooth pick showing my new design; FIG. 2 is a top plan view of the combined ear wax remover and tooth pick of FIG. 1; FIG. 3 is a vertical view of the combined ear wax remover and tooth pick of FIGS. 1 and 2; FIG. 4 is a bottom plan view of the combined ear wax remover and tooth pick of FIGS. 1 through 3; and FIG. 5 is a view, partly in section, of the combined ear wax remover and tooth pick of FIGS. 1 through 4 taken along lines V—V of FIG. 3.

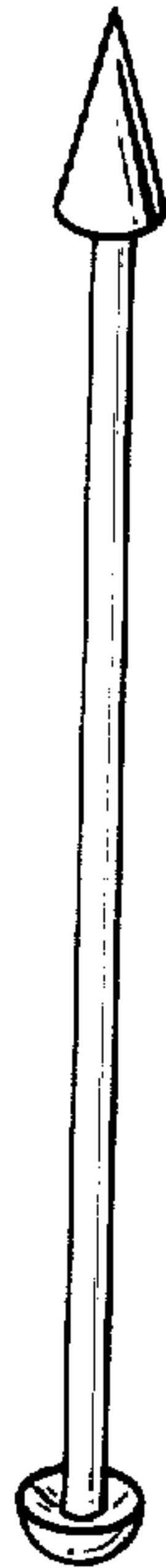


Fig. 2.



Fig. 5.

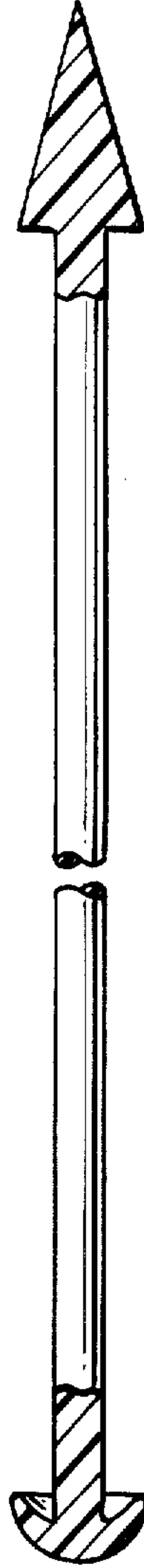


Fig. 3.

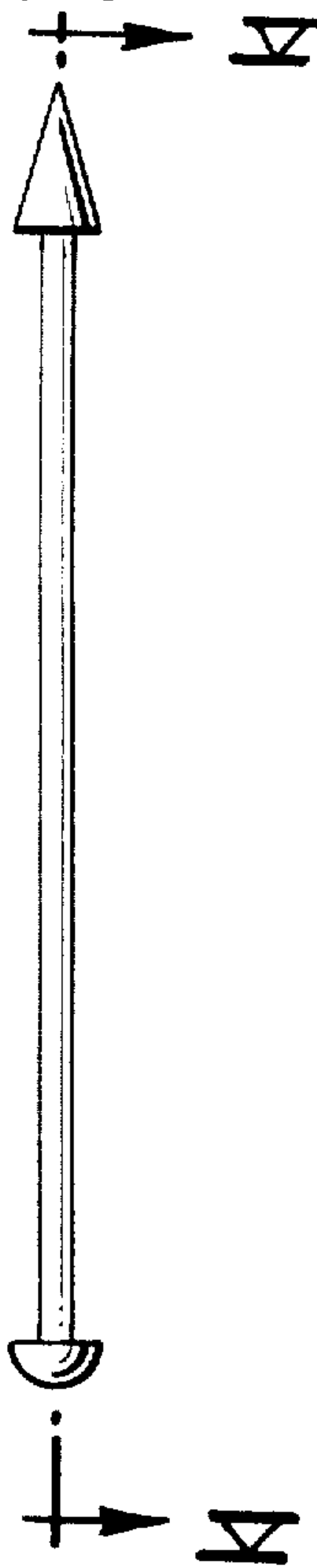


Fig. 1.

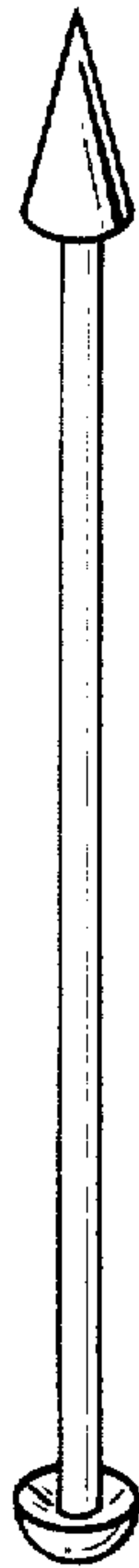


Fig. 4.

