

[54] PIVOTABLE LATCH TO COVER HOLE IN STOVEPIPE

[76] Inventor: Murray L. Merritt, R.R. #1, Meaford, Ontario, Canada, N0H 1Y0

[\*\*] Term: 14 Years

[21] Appl. No.: 34,488

[22] Filed: Apr. 27, 1979

[30] Foreign Application Priority Data  
Feb. 28, 1979 [CA] Canada ..... 2802793

[51] Int. Cl. .... D23-04

[52] U.S. Cl. .... D23/163; D23/152; D29/1; 169/70

[58] Field of Search ..... D23/90, 127, 137, 138, D23/151, 152, 163, 167; 126/307 R, 307 A, 312, 313; D29/1-99; 169/46, 47, 70

[56] References Cited

U.S. PATENT DOCUMENTS

D. 31,199	7/1899	Werner	.....	D23/152
D. 53,504	7/1919	Jones	.....	D23/45
D. 129,746	9/1941	Malone	.....	D23/127
D. 249,543	9/1978	Smith	.....	D23/127
389,025	9/1888	Stevens	.....	169/70
635,601	10/1899	Schlosser	.....	169/70
925,762	6/1909	Eager	.....	D23/152 X
4,047,572	9/1977	Stary et al.	.....	169/70 X


Primary Examiner—James R. Largen  
Attorney, Agent, or Firm—Riches, McKenzie & Herbert

[57] CLAIM

The ornamental design for a pivotable latch to cover hole in stovepipe, substantially as shown and described.

DESCRIPTION

FIG. 1 is a top perspective view of a latch for stovepipe showing my new design;  
FIG. 2 is a side elevation view thereof;  
FIG. 3 is a rear perspective view thereof.  
The fragmentary broken line representation of a stovepipe in FIGS. 1 and 2 is for purposes of illustration only and forms no part of the claimed design.



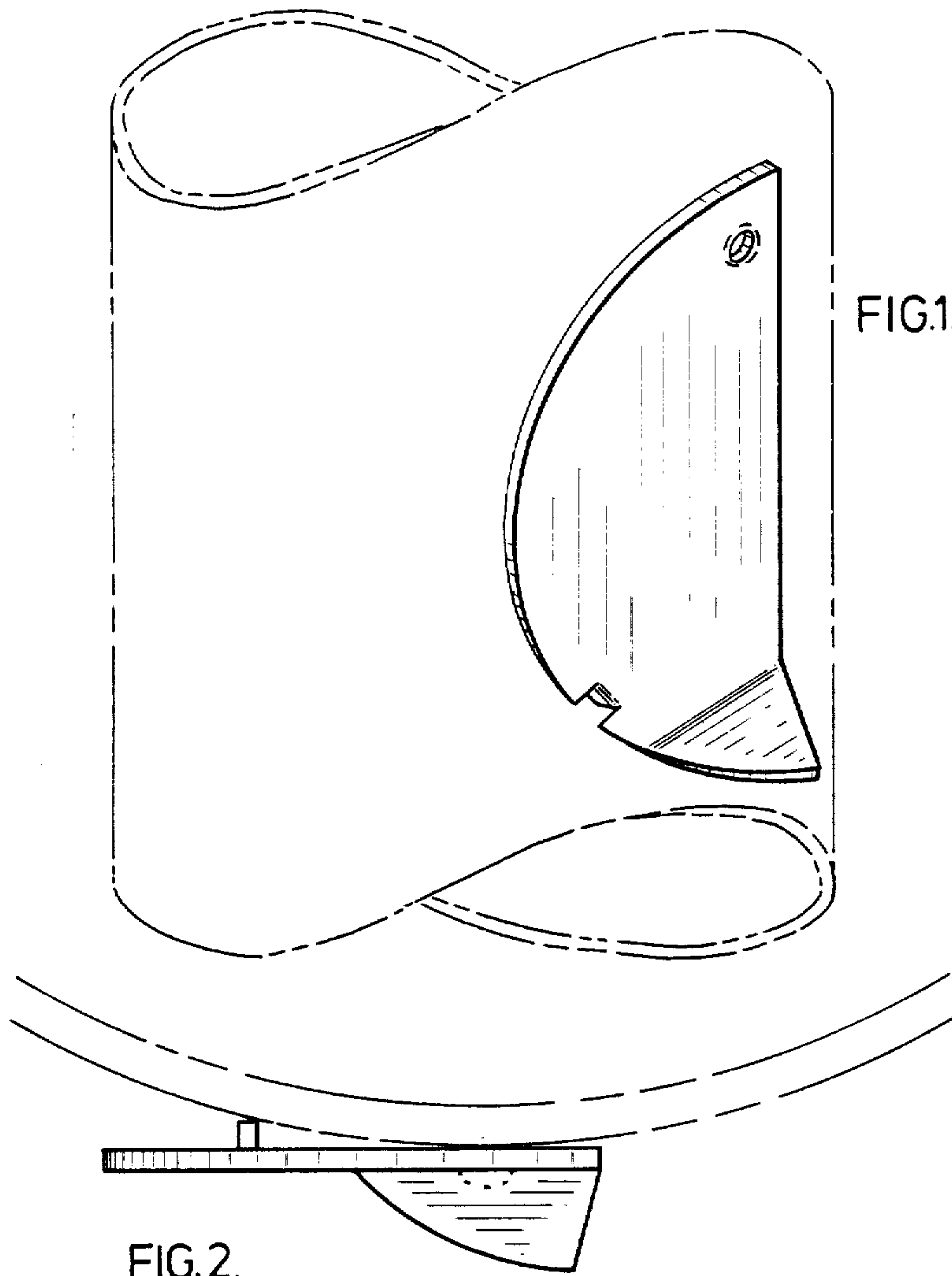


FIG. 2.

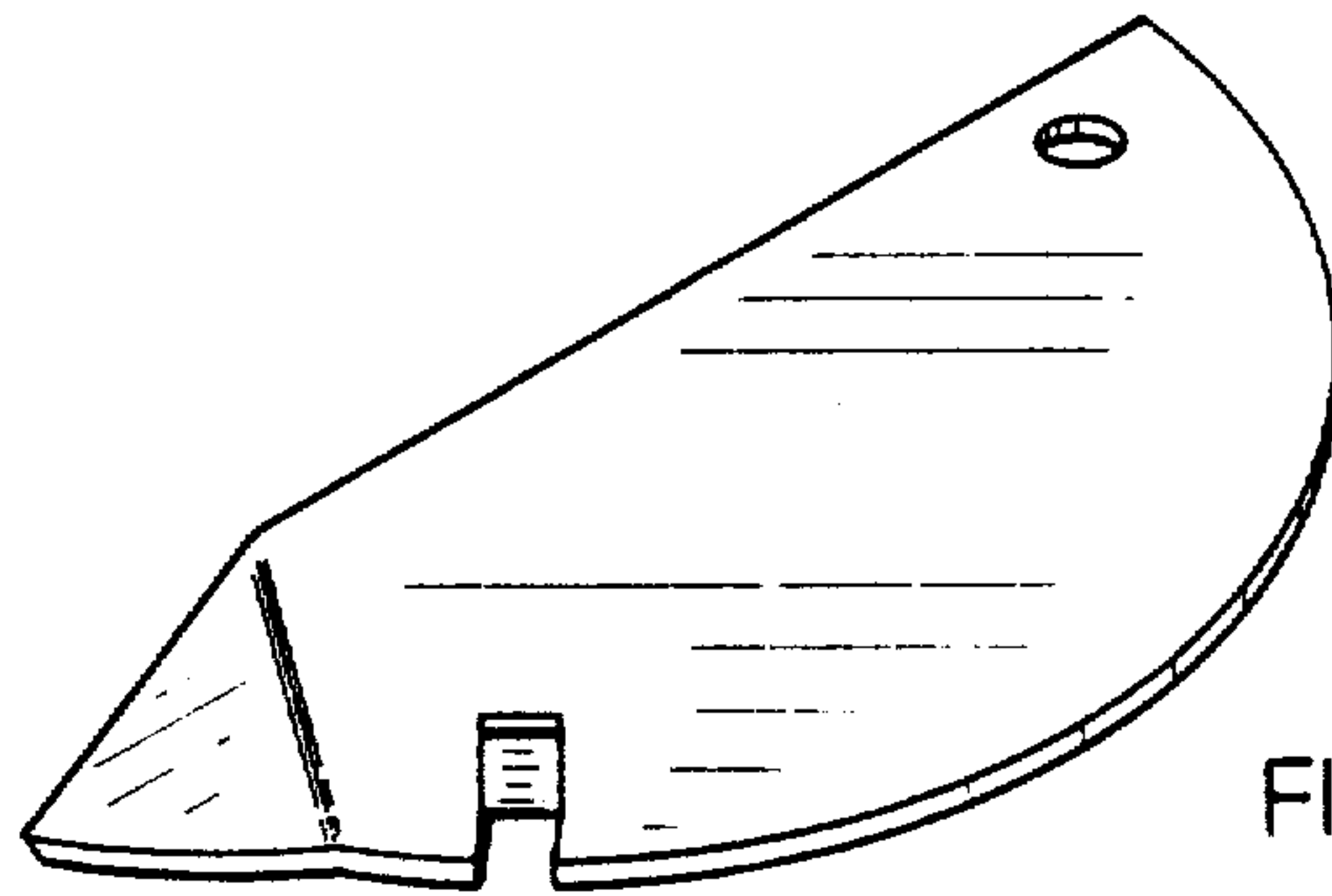
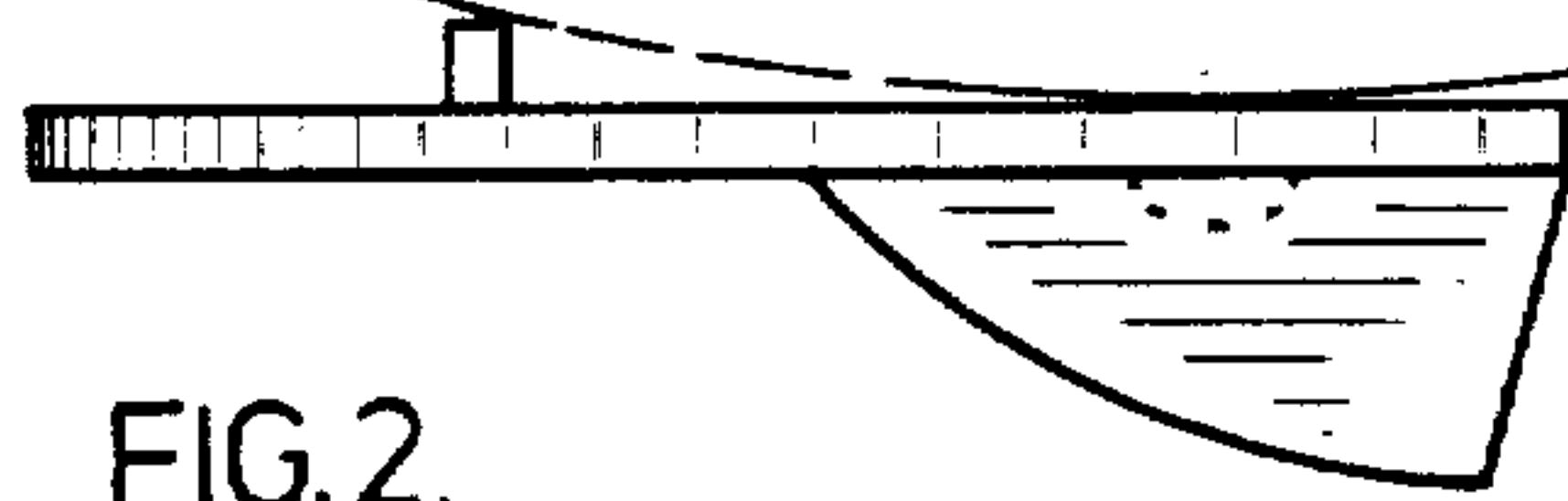


FIG. 3.