

[54] TIRE FOR A VEHICLE WHEEL  
[75] Inventor: Peter Ingley, Birmingham, England  
[73] Assignee: Dunlop Limited, West Midlands, England  
[\*\*] Term: 14 Years  
[21] Appl. No.: 951,838  
[22] Filed: Oct. 16, 1978  
[30] Foreign Application Priority Data  
May 30, 1978 [GB] United Kingdom ..... 984857  
[51] Int. Cl. .... D12-15  
[52] U.S. Cl. .... D12/148  
[58] Field of Search ..... D12/141-143,  
D12/146-148; 152/209 R, 209 A, 209 B, 209 D

[56] References Cited  
U.S. PATENT DOCUMENTS  
D. 63,458 12/1923 Denman ..... D12/146

D. 237,602 11/1975 Sanders ..... D12/142

OTHER PUBLICATIONS

1971 Tread Design Guide, P14, Uniroyal/Europe Rallye 240 Tire, second Tire in from bottom left side of page.

Primary Examiner—James M. Gandy  
Attorney, Agent, or Firm—Stevens, Davis, Miller & Mosher

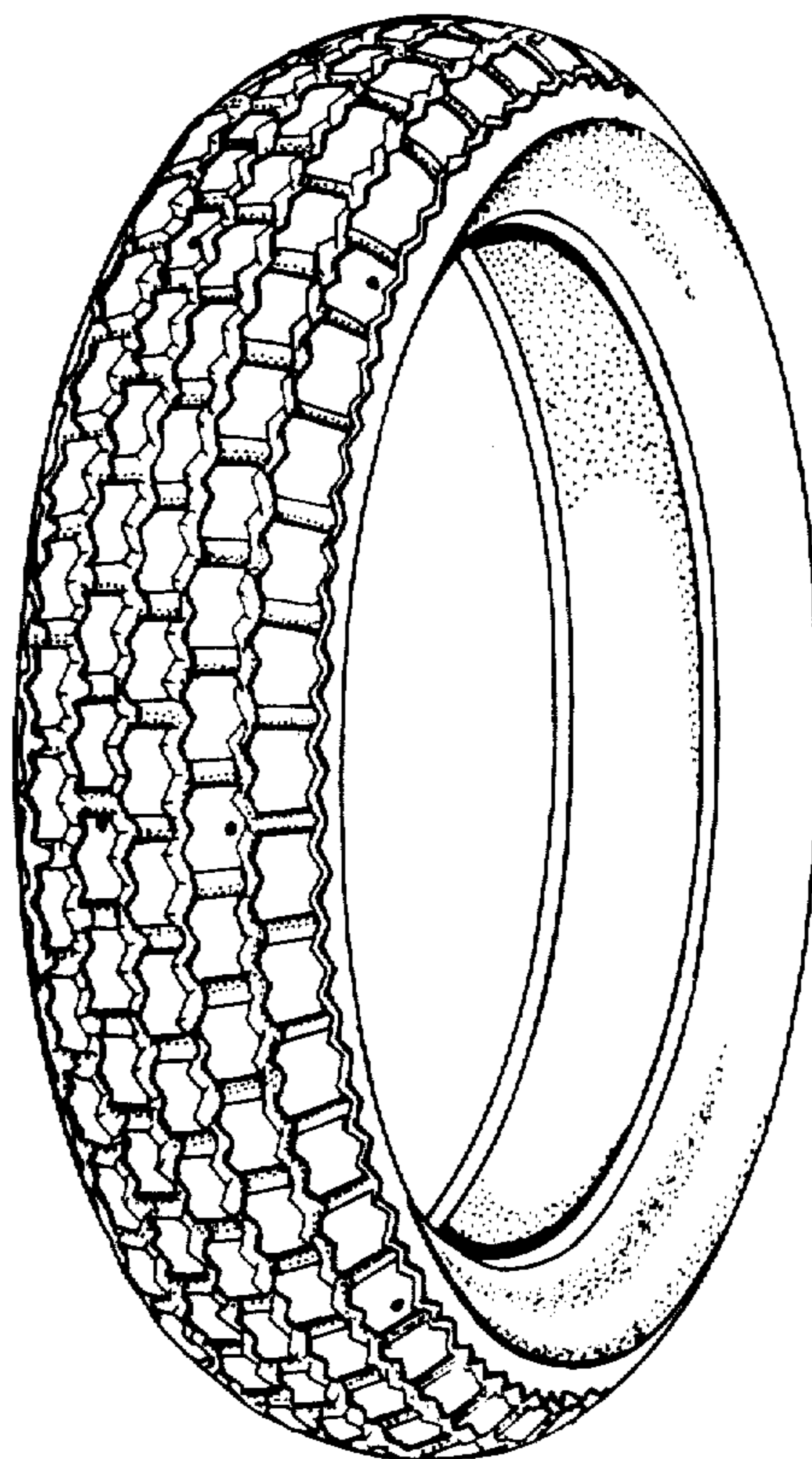
[57] CLAIM

The ornamental design for a tire for a vehicle wheel, as shown and described.

DESCRIPTION

FIG. 1 is a perspective view of a tire for a vehicle wheel showing my new design, it being understood that the tread design is repeated throughout the circumference of the tire and the opposite side is the same as that shown;

FIG. 2 is a plan view thereof; and  
FIG. 3 is a side elevational view thereof.



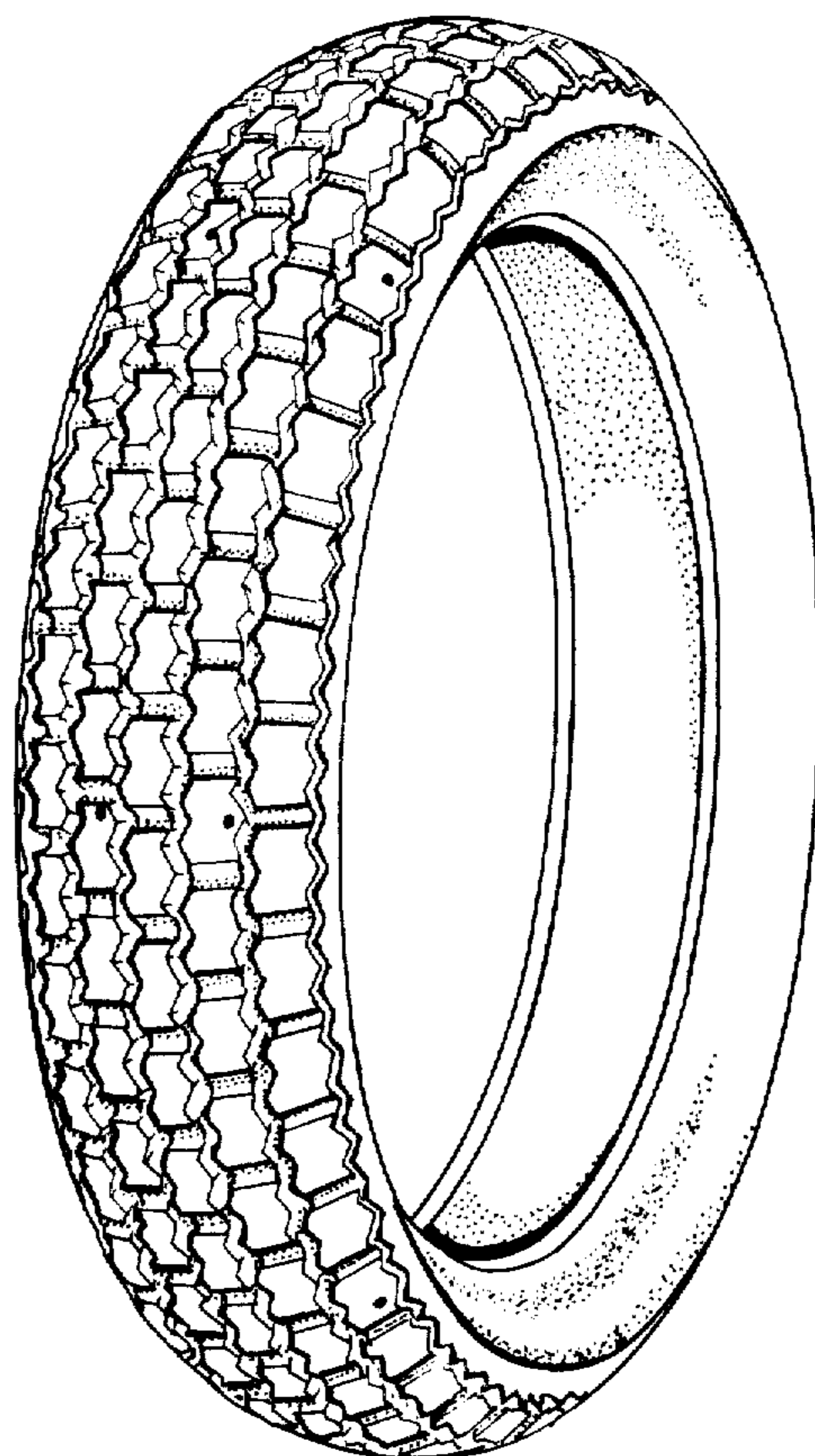


FIG. 1

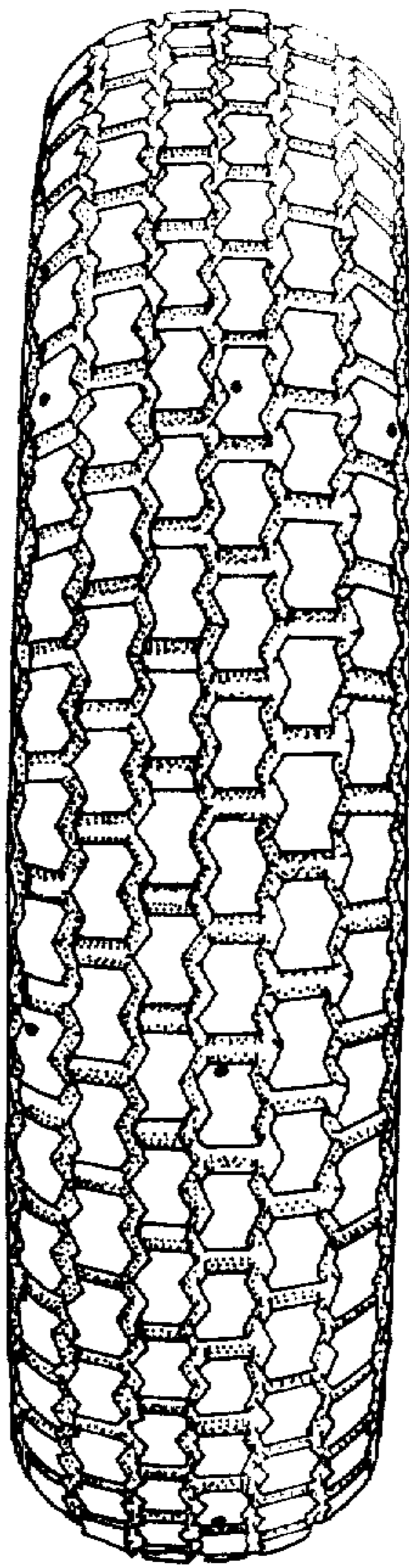


FIG. 2




FIG. 3