

[54] COMBINED OIL TEMPERATURE AND OIL LEVEL GAUGE FOR MOTORCYCLES

[76] Inventor: Jimmie D. Loving, 118 W. Armijo, Monrovia, Calif. 91016

[\*\*] Term: 14 Years

[21] Appl. No.: 79,875

[22] Filed: Sep. 28, 1979

[51] Int. Cl. .... D10-04

[52] U.S. Cl. .... D10/57

[58] Field of Search .... D10/57, 60, 70, 101; D24/43; D9/439, 440; 73/346, 347, 343, 344; D12/155, 114

[56] References Cited

U.S. PATENT DOCUMENTS

D. 35,143	10/1901	Meinecke	.....	D9/439
D. 35,580	1/1902	Meinecke	.....	D9/439
D. 117,258	10/1939	Dowden	.....	D10/57
D. 120,638	5/1940	Ford	.....	D10/57
D. 199,083	9/1964	Naylor	.....	D10/57
D. 200,596	3/1965	Plavcan	.....	D10/57

D. 207,845	6/1967	Gerhardt	.....	D10/101
D. 217,500	5/1970	O'Connell	.....	D10/57
1,465,768	8/1923	Mapel	.....	D10/101 X
3,693,448	9/1972	Seltzer	.....	73/344
4,154,105	5/1979	Mackley	.....	73/346

Primary Examiner—Nelson C. Holtje  
Attorney, Agent, or Firm—Edward J. DaRin

[57] CLAIM

The ornamental design for a combined oil temperature and oil level gauge for motorcycles, or the like, substantially as shown and described.

DESCRIPTION

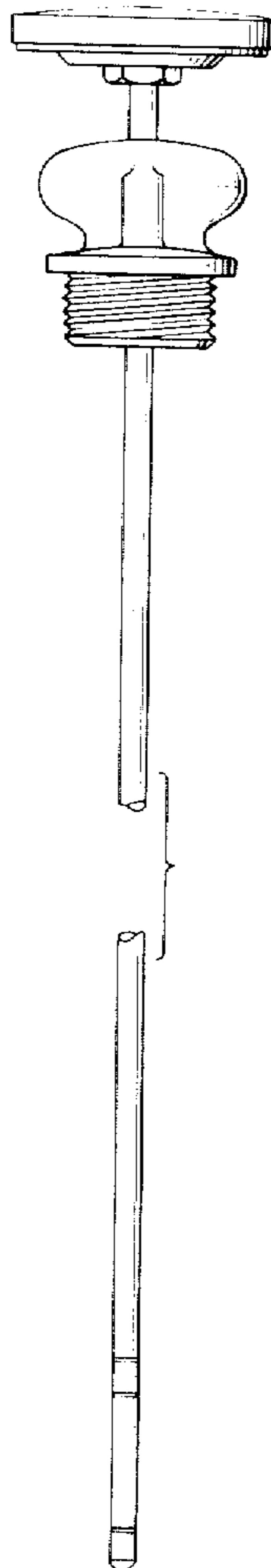
FIG. 1 is a front elevational view of the combined oil temperature and oil level gauge for motorcycles, or the like, showing my new design, the rear being the same as the front shown;

FIG. 2 is an end elevational view thereof, the opposite end being the same as the end shown;

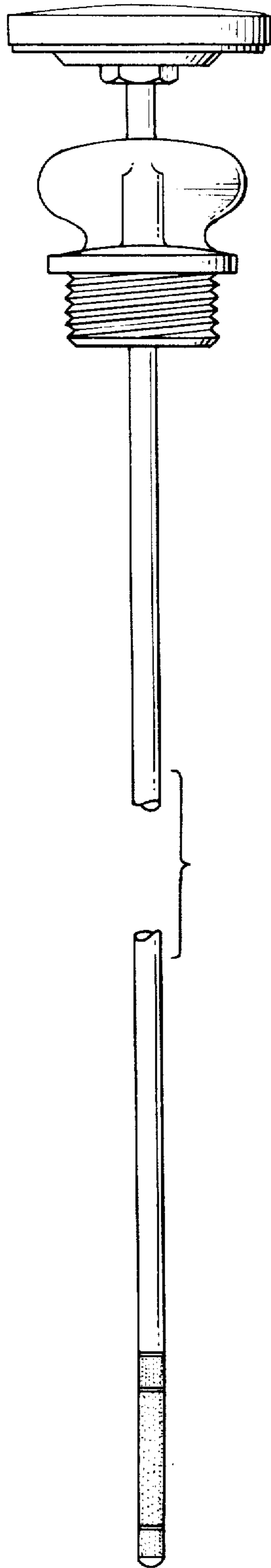
FIG. 3 is a top plan view thereof; and

FIG. 4 is a bottom plan view thereof.

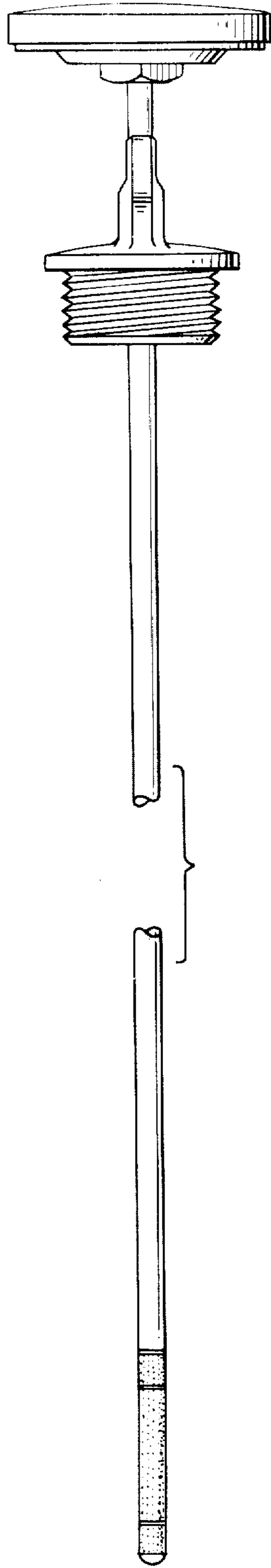
The gauge stem is shown broken-away in FIGS. 1 and 2 to indicate indeterminate length.




*FIG. 1.*



*FIG. 2.*



*FIG. 3.*



*FIG. 4.*

