

[54] TOY PENDANT

[75] Inventors: Yoichi Abe, Tokyo; Hajime Matsumoto, Chiba, both of Japan

[73] Assignee: Toybox Corporation, Tokyo, Japan

[\*\*] Term: 14 Years

[21] Appl. No.: 29,833

[22] Filed: Apr. 13, 1979

[51] Int. Cl. .... D21-01

[52] U.S. Cl. .... D21/177; D21/59

[58] Field of Search ..... D21/59, 62, 64, 109, D21/148, 150, 152, 154, 166, 177; D11/44, 160, 133, 7; 46/1 R, 115, 116, 117, 119

[56] References Cited

U.S. PATENT DOCUMENTS

- D. 184,195 12/1958 Reibling ..... D11/7
- D. 247,827 5/1978 Nakao et al. .... D21/64

OTHER PUBLICATIONS

Mattel Toy Catalog, 1970, p. 24, Toy Baseball Player.

Primary Examiner—Charles A. Rademaker  
Attorney, Agent, or Firm—Staas and Halsey

[57] CLAIM

The ornamental design for a toy pendant, as shown and described.

DESCRIPTION

FIG. 1 is a front elevational view of the toy pendant embodying my new design;  
 FIG. 2 is a rear elevational view thereof;  
 FIG. 3 is a right side elevational view thereof;  
 FIG. 4 is a left side elevational view thereof;  
 FIG. 5 is a top plan view thereof; and  
 FIG. 6 is a bottom plan view thereof.  
 The cord member is shown in fragment in the drawings and is of indeterminate length.

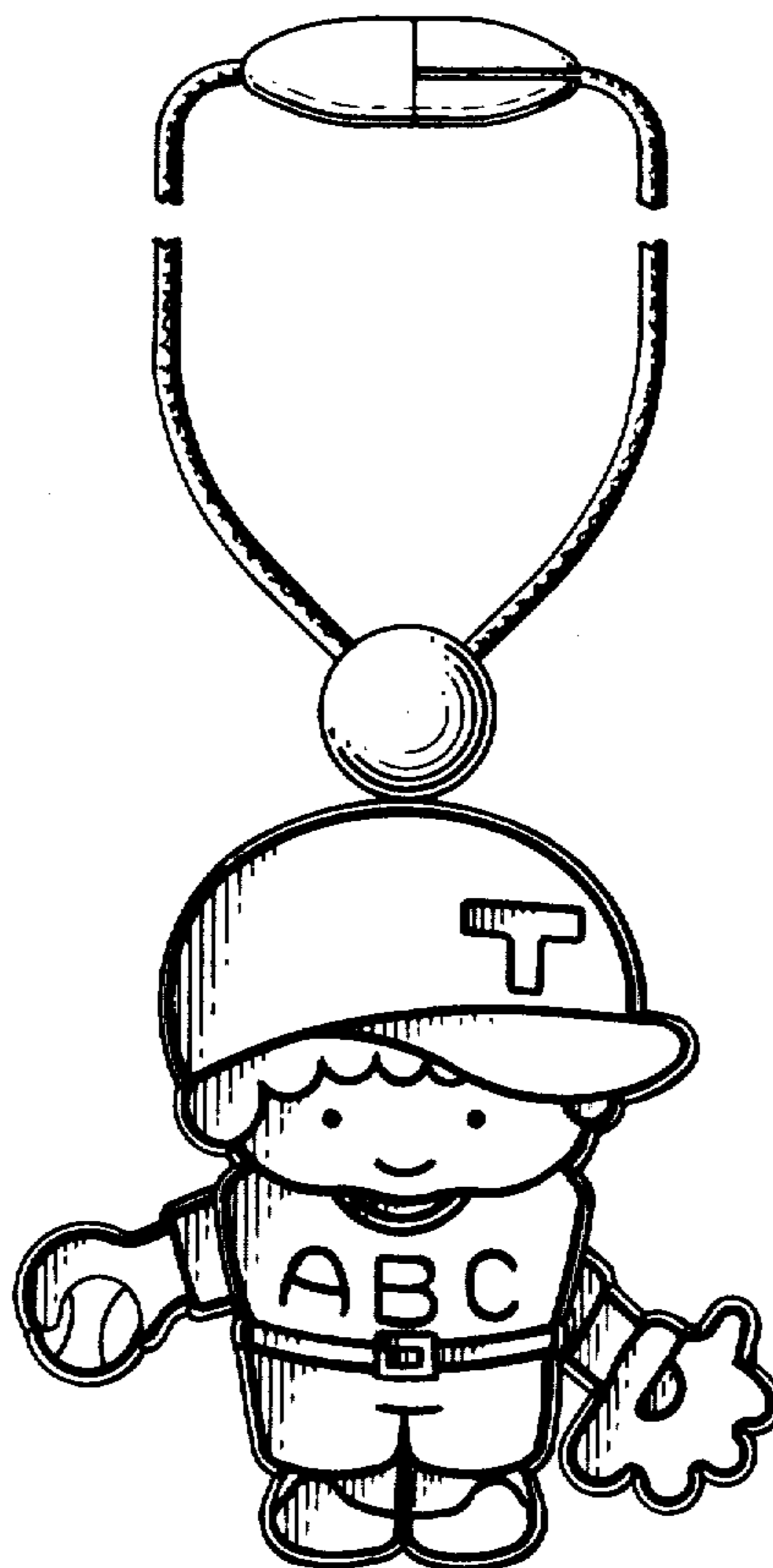


FIG. 1.

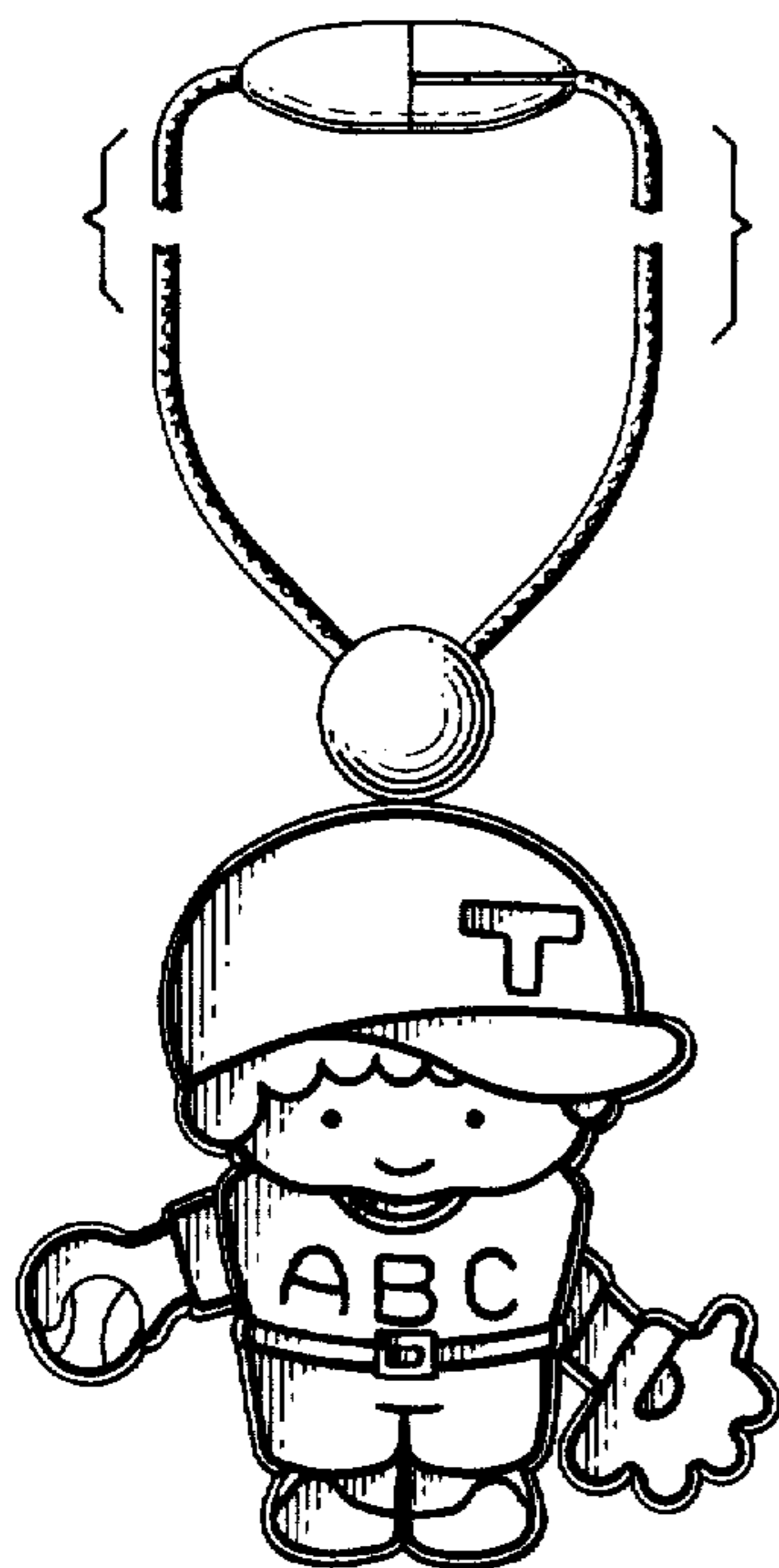


FIG. 2.

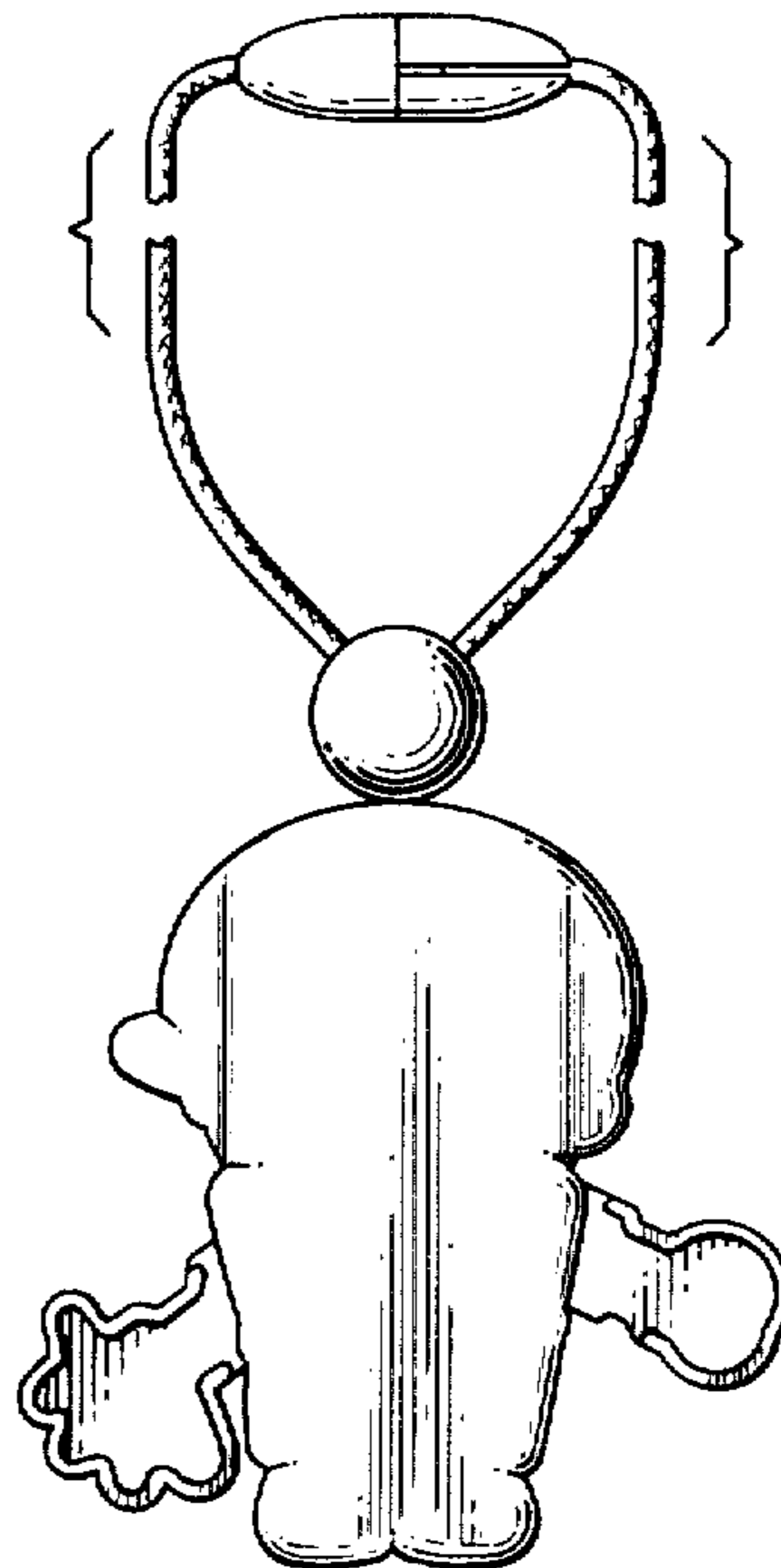


FIG. 3.

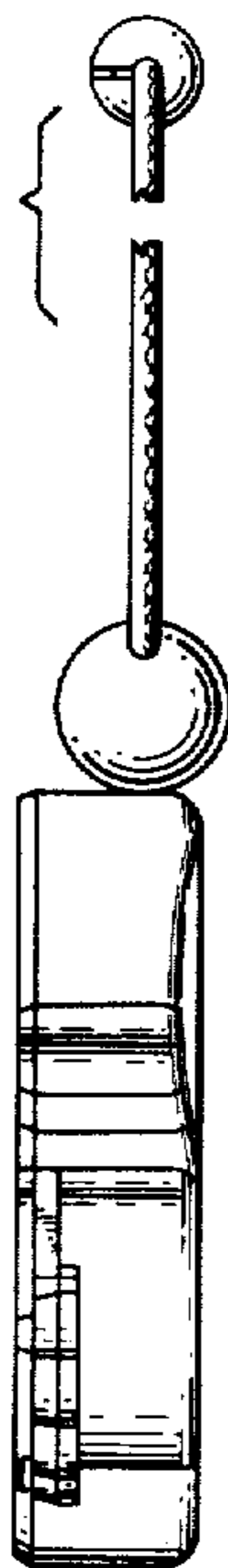


FIG. 4.




FIG. 5.



FIG. 6.

