


[54] ASTROLOGY CHART DISPLAY
[76] Inventor: Edward H. Shores, 6260 Melody La.,
Dallas, Tex. 75231
[**] Term: 14 Years
[21] Appl. No.: 28,126
[22] Filed: Apr. 9, 1979
[51] Int. Cl. D11-02
[52] U.S. Cl. D11/132
[58] Field of Search D11/131-136,
D11/140, 81; D6/232-234, 241, 245; 428/13,
14; D10/6, 8, 124, 94

[56] References Cited
U.S. PATENT DOCUMENTS
D. 9,189 4/1876 Cinquini D11/132
D. 35,935 6/1902 Hammack D6/234
D. 72,070 2/1927 Orlick D11/133
D. 162,817 4/1951 Goldner D10/8
D. 226,863 5/1973 Zorzy D10/8 X

Primary Examiner—Louis S. Zarfes
Attorney, Agent, or Firm—Hubbard, Thurman, Turner,
Tucker & Glaser

[57] CLAIM
The ornamental design for an astrology chart display, as
shown and described.

DESCRIPTION
FIG. 1 is a perspective view of an astrology chart display showing my new design;
FIG. 2 is a perspective view of an astrology chart display showing a modified form of my new design;
FIG. 3 is a front elevational view of the design shown in FIG. 1;
FIG. 4 is a side elevational view of the design shown in FIG. 1, it being understood that the other side elevational view is a mirror image thereof;
FIG. 5 is a back elevational view of the design shown in FIG. 1; and
FIG. 6 is a top plan view of the design shown in FIG. 1, it being understood that the bottom plan view will be a mirror image thereof.



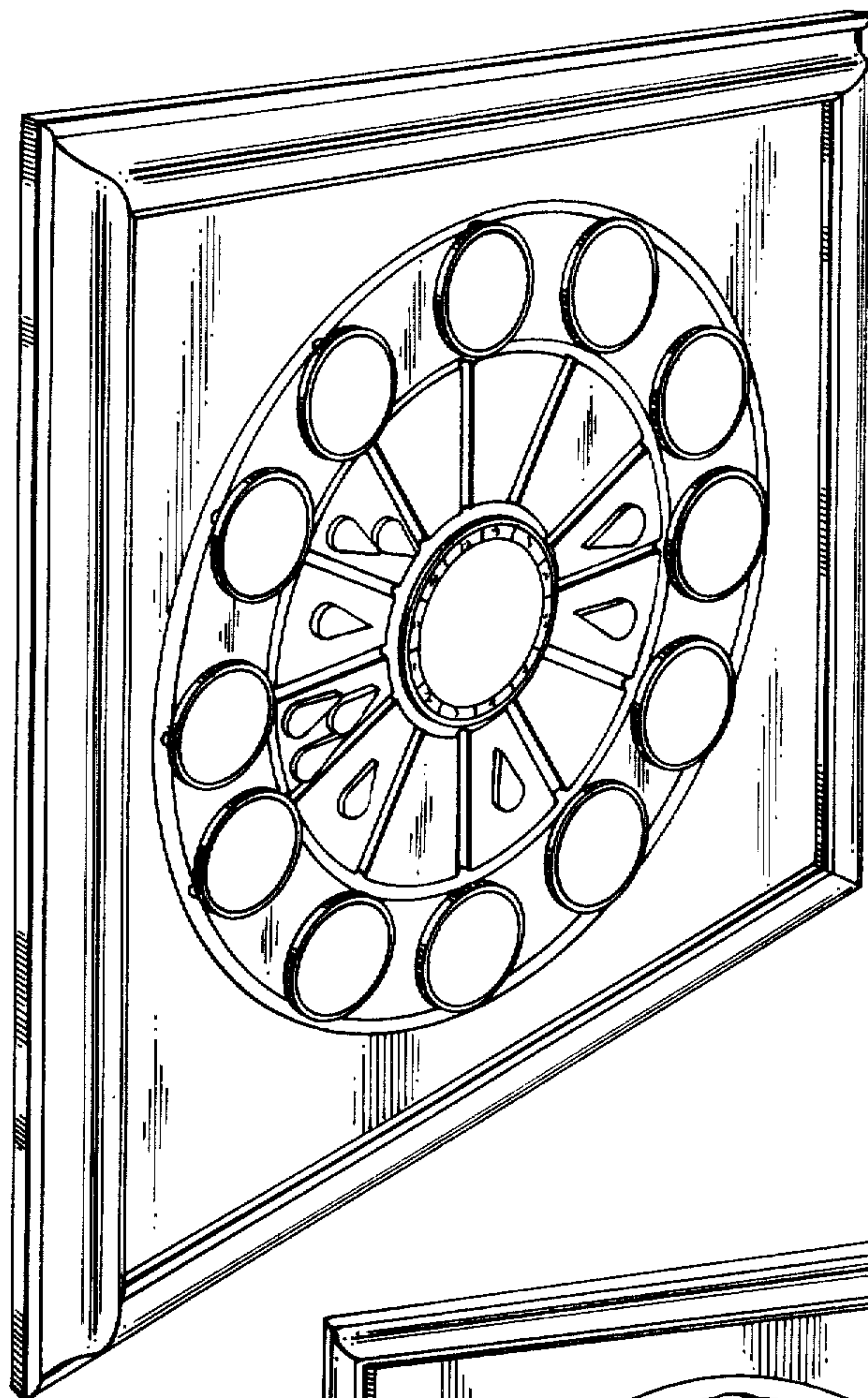


FIG. 1




FIG. 2




FIG. 3

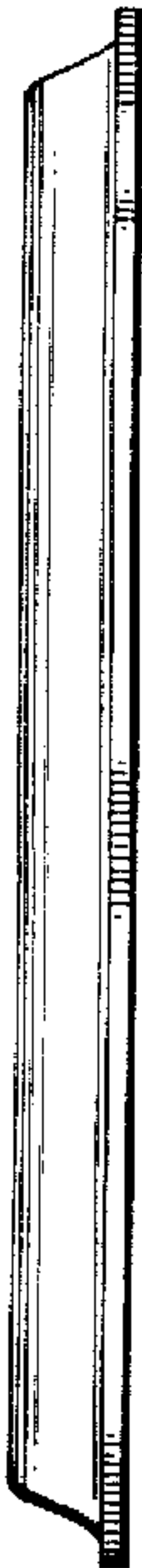


FIG. 4




FIG. 5

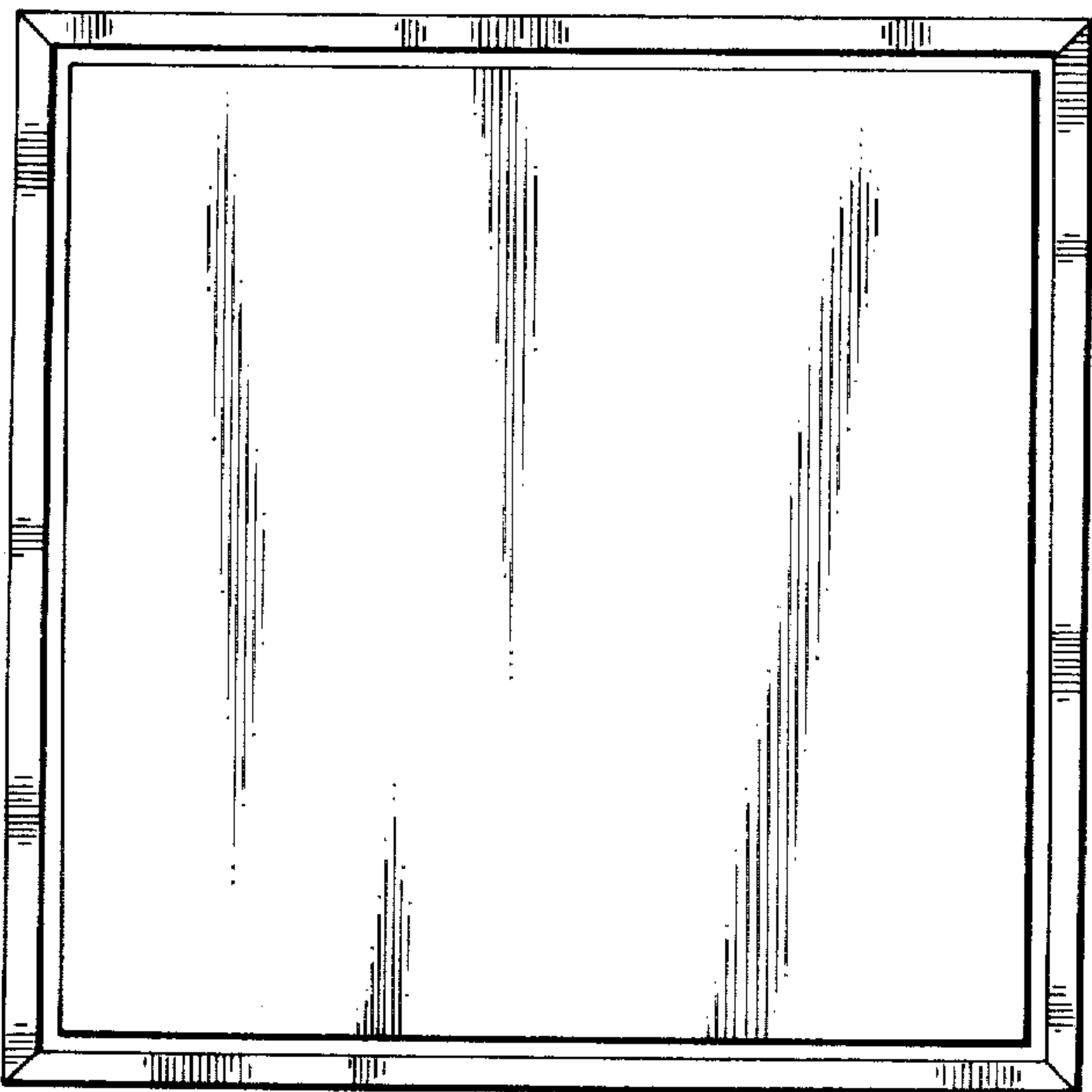


FIG. 6