

[54] COLLAPSIBLE DISPENSING TUBE

[75] Inventor: Joseph A. DiPisa, Sr., Lyndhurst, N.J.

[73] Assignee: Puritan Industries, Auburn, Mass.

[\*\*] Term: 14 Years

[21] Appl. No.: 116,917

[22] Filed: Jan. 30, 1980

D. 196,005 8/1963 Stone ..... D9/302  
D. 233,315 10/1974 Turner et al. .... D24/63 X  
D. 255,492 6/1980 Meierhoefer ..... D24/63 X  
3,104,302 9/1963 Hansen ..... D9/442 X

Primary Examiner—Louis S. Zarfes  
Attorney, Agent, or Firm—Hubbell, Cohen, Stiefel & Gross

Related U.S. Application Data

[63] Continuation of Ser. No. Des. 833,398, Sep. 14, 1977, abandoned.

[51] Int. Cl. .... D9—01

[52] U.S. Cl. .... D9/302; D24/63

[58] Field of Search ..... D9/302, 432, 362, 403, D9/442; 222/92, 93, 106; D24/63

[56] References Cited

U.S. PATENT DOCUMENTS


D. 181,278 10/1957 Drake ..... D9/302

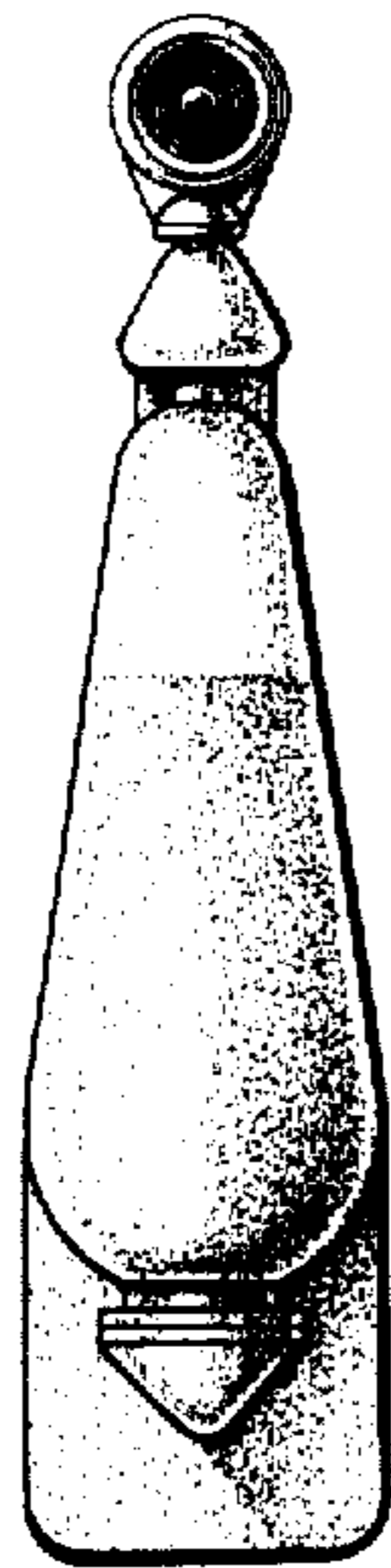
[57] CLAIM

The ornamental design for a collapsible dispensing tube, as shown and described.


DESCRIPTION

FIG. 1 is a front elevational view of a collapsible dispensing tube showing my new design, FIG. 2 is a side elevational view of the collapsible dispensing tube shown in FIG. 1, FIG. 3 is a rear elevational view of the collapsible dispensing tube shown in FIG. 1, FIG. 4 is a top plan view of the collapsible dispensing tube, and FIG. 5 is a bottom plan view of the collapsible dispensing tube.

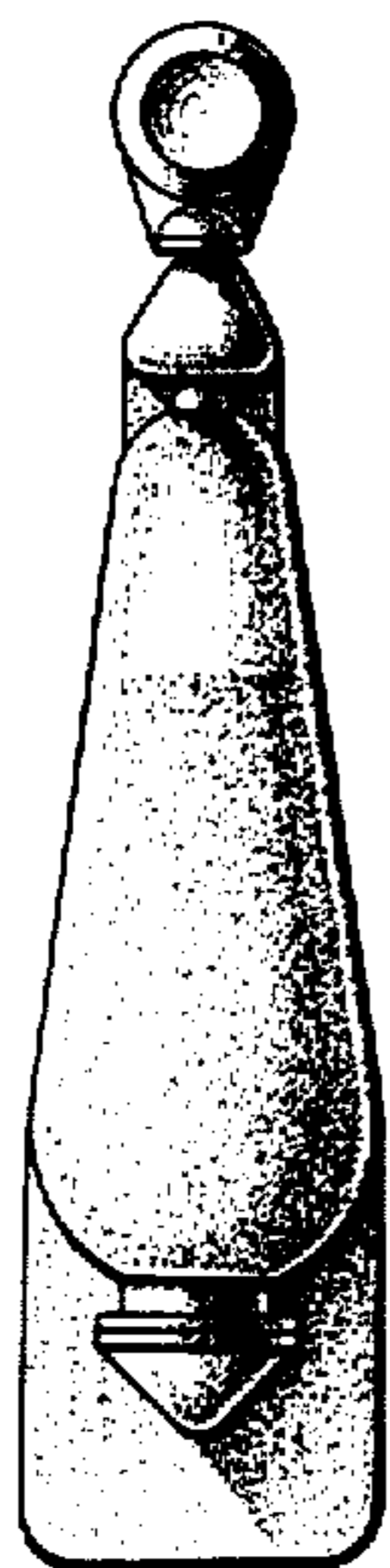




*FIG. 1*



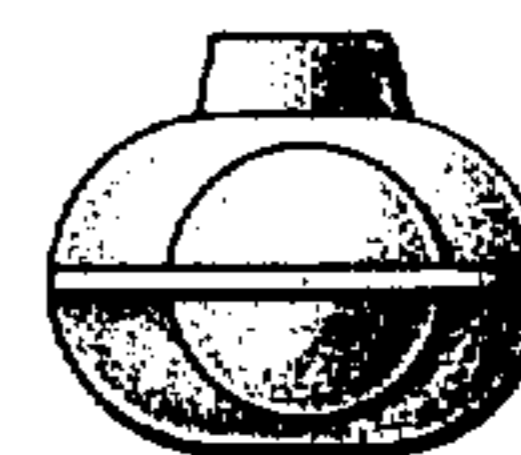
*FIG. 2*



*FIG. 3*



*FIG. 4*



*FIG. 5*