

[54] BUTTON SPACER

[76] Inventor: Gladys C. Rader, 502 Orchid Pl., Emmaus, Pa. 18049

[**] Term: 3½ Years

[21] Appl. No.: 13,181

[22] Filed: Feb. 21, 1979

[51] Int. Cl. D02-07

[52] U.S. Cl. D3/18; 2/265; 112/265.1; 223/1

[58] Field of Search D3/18, 23; 2/265; 112/265.1, 408; 223/1; D8/21-29; D10/64; 7/164

[56] References Cited

U.S. PATENT DOCUMENTS

524,589 8/1894 Gruebel D10/64
2,237,378 4/1941 Thienemann 7/164

OTHER PUBLICATIONS

Grammes Cat. #66, 1941, p. 54, Item #10602, "Vertical Holder Prongs."

Primary Examiner—Joel Stearman
Assistant Examiner—Carmen H. Vales
Attorney, Agent, or Firm—William B. Noll

[57] CLAIM

The ornamental design for a button spacer, as shown and described.

DESCRIPTION

FIG. 1 is a top plan view of a button spacer showing my new design;
FIG. 2 is a front elevational view thereof; the rear elevational view being a mirror image thereof;
FIG. 3 is a bottom view thereof;
FIG. 4 is a right end elevational view thereof; and,
FIG. 5 is a left end elevational view thereof.





FIG. 1




FIG. 5



FIG. 2




FIG. 4

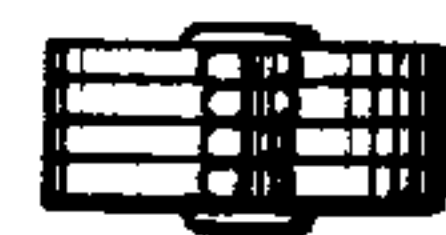


FIG. 3

