

- [54] **GLASS COATED IMPELLER**
- [75] Inventors: **Vincent J. Piarulli; Franklyn J. Amorse**, both of Greece; **Erwin J. Nunlist**, Penfield, all of N.Y.
- [73] Assignee: **Sybron Corporation**, Rochester, N.Y.
- [\*\*] Term: **14 Years**
- [21] Appl. No.: **19,291**
- [22] Filed: **Mar. 12, 1979**
- [51] Int. Cl. .... **D12-99; D7-04**
- [52] U.S. Cl. .... **D12/214; D23/159; D23/165; D7/153; 416/197 R; 416/203; 416/241 B**
- [58] Field of Search ..... **D12/214; D23/159, 165; D7/153; 416/241 B, 203, 197 R**

[56] **References Cited**

**U.S. PATENT DOCUMENTS**

- D. 152,705 2/1949 Leahy ..... D12/214
- 1,665,789 4/1928 Nichols ..... 416/241 B

- 2,697,589 12/1954 Davey ..... 416/203
- 3,470,265 9/1969 Sprow ..... 416/197

**FOREIGN PATENT DOCUMENTS**

- 166388 3/1959 Sweden ..... 416/197 R

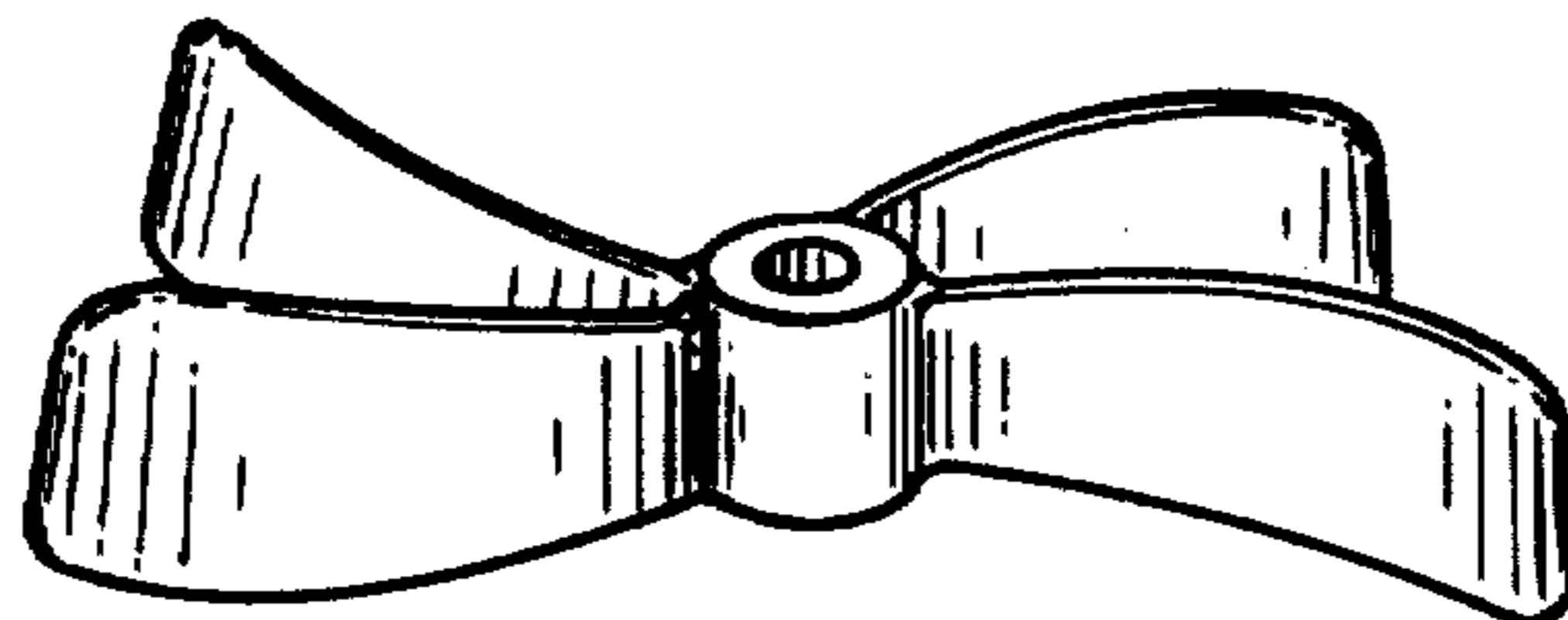
*Primary Examiner*—Veronica O’Keefe  
*Attorney, Agent, or Firm*—Theodore B. Roessel; Roger Aceto

[57] **CLAIM**

The ornamental design for a glass coated impeller, substantially as shown and described. .

**DESCRIPTION**

FIG. 1 is a plan view of glass coated impeller showing our new design;  
FIG. 2 is a front elevation view thereof;  
FIG. 3 is a left side elevation view thereof; and  
FIG. 4 is a perspective view, on a smaller scale, showing the impeller of our design.  
The bottom, rear and right side elevation views are not shown as they would be mirror images of the views shown respectively in FIGS. 1, 2 and 3.



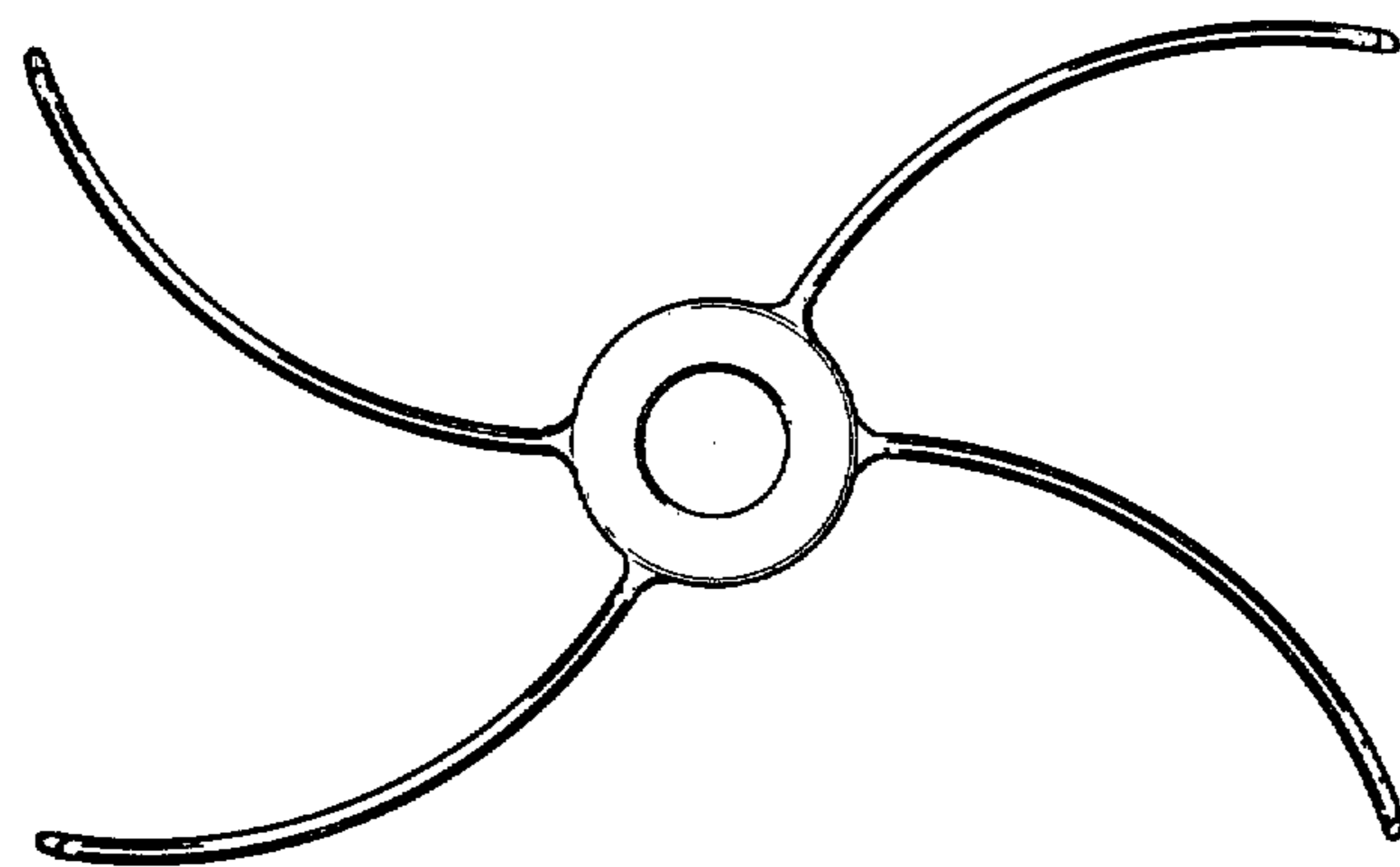


FIG. 1




FIG. 2

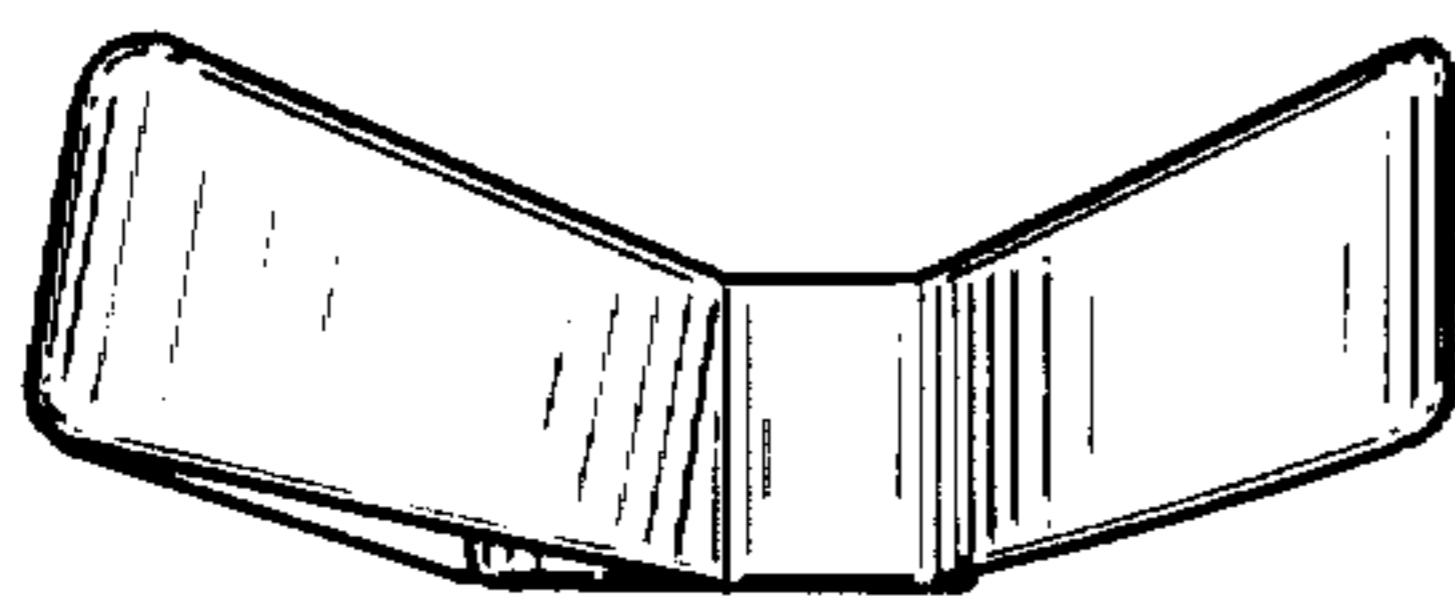


FIG. 3

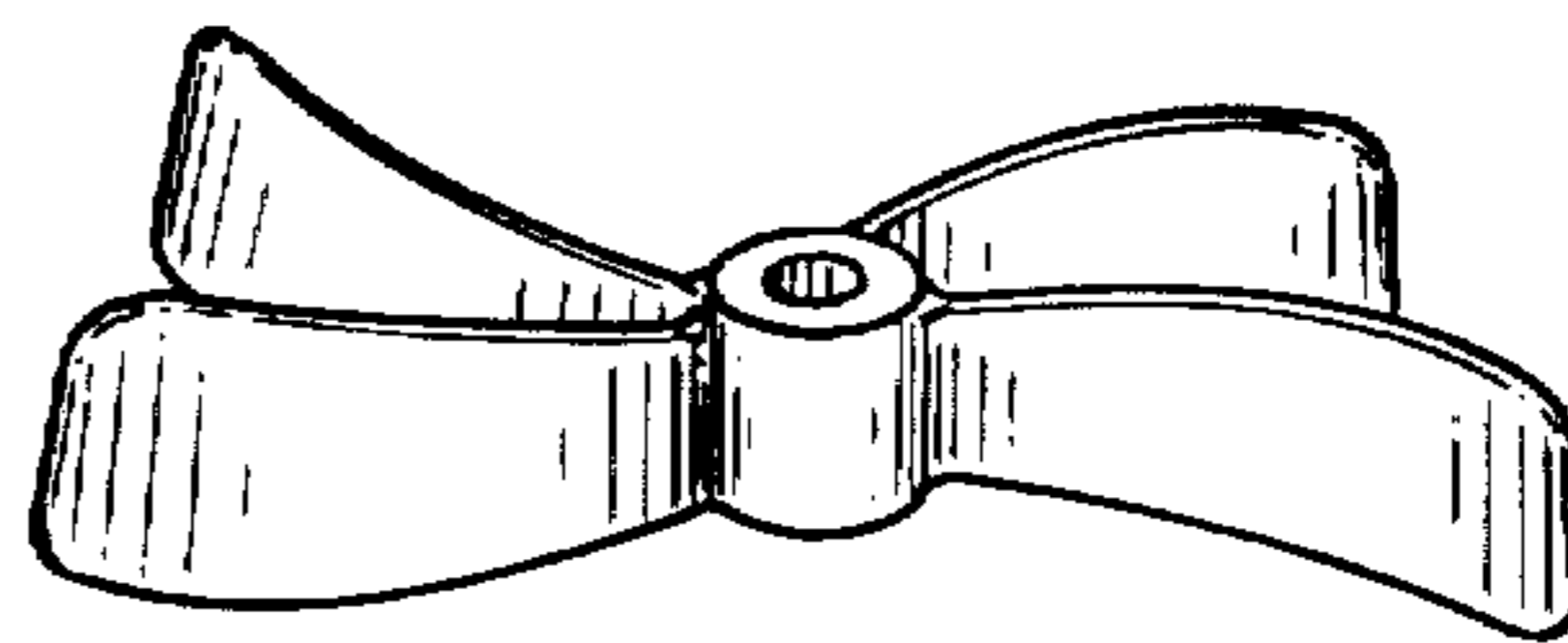


FIG. 4