

- [54] **WRIST WATCH**
- [75] **Inventor:** **Ronald Kurowsky,**
Birkenfeld/Pforzheim, Fed. Rep. of
Germany
- [73] **Assignee:** **Chopard & Cie S.A.,** Geneva,
Switzerland
- [**] **Term:** **14 Years**
- [21] **Appl. No.:** **119,811**
- [22] **Filed:** **Feb. 8, 1980**
- [51] **Int. Cl.** **D10-02**
- [52] **U.S. Cl.** **D10/39**
- [58] **Field of Search** **D10/30-39,**
D10/122-126; 368/276, 284, 285, 281-282,
301, 303-305, 316, 327

- [56] **References Cited**
U.S. PATENT DOCUMENTS
D. 153,006 3/1949 Newhouse D10/39

- D. 153,007 3/1949 Newhouse D10/39
- D. 178,091 6/1956 Sparks D10/39

OTHER PUBLICATIONS

Jeweler's Circular-Keystone-8/77-p. 103-Watches at top right and bottom-center.
Swiss Watch & Jewelry Journal-2/78-p. 252-Watches.
Jeweler's Circular-Keystone-6/79-p. 56-Watches at bottom.

Primary Examiner-Nelson C. Holtje
Attorney, Agent, or Firm-Nathaniel A. Humphries

[57] **CLAIM**

The ornamental design for a wrist watch, as shown.

DESCRIPTION

FIG. 1 is a top plan view of a wrist watch showing my new design;
FIG. 2 is a front elevational view thereof;
FIG. 3 is a right side elevational view thereof;
FIG. 4 is a rear elevational view thereof; and
FIG. 5 is a left side elevational view thereof.

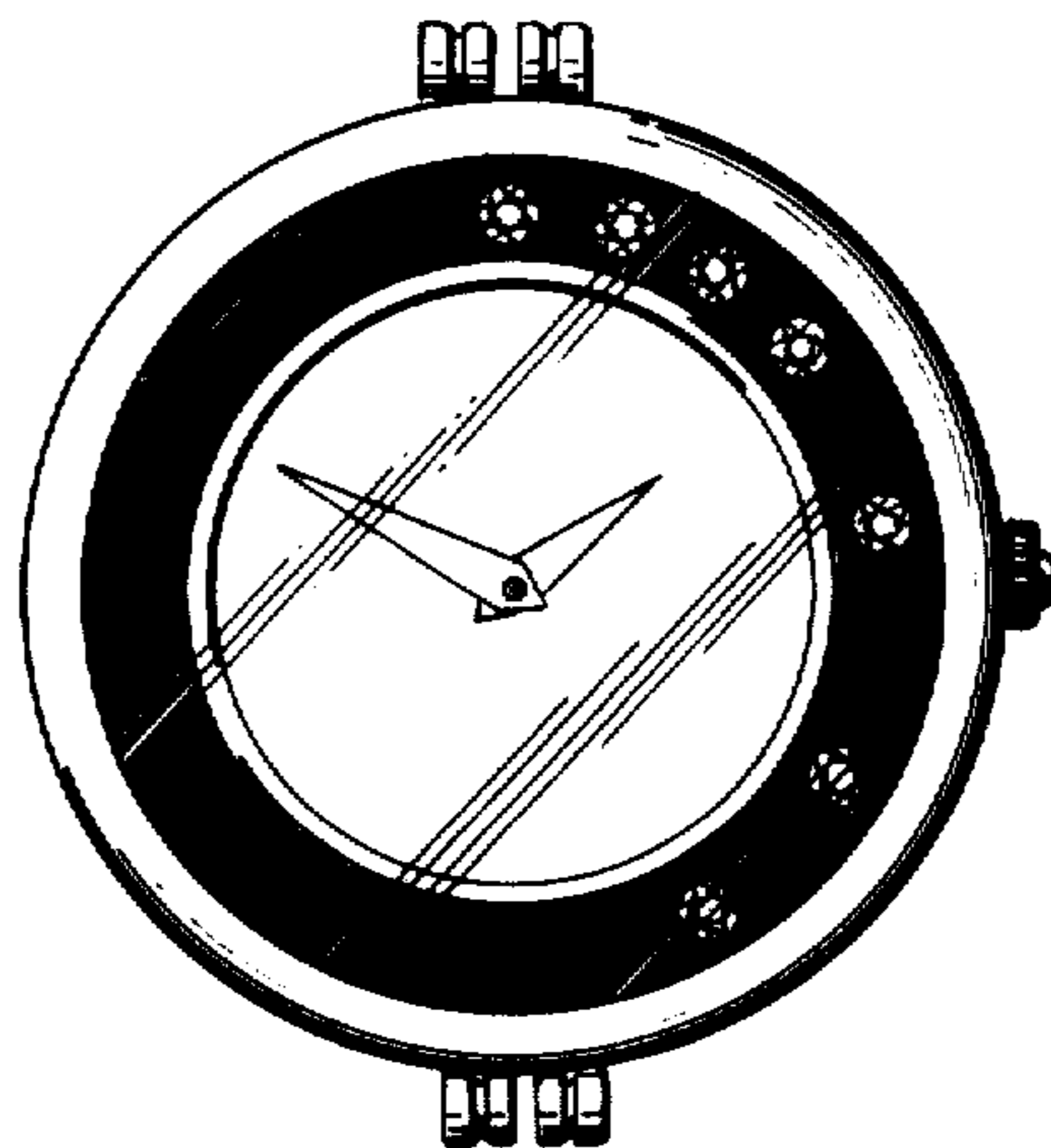




FIG-1

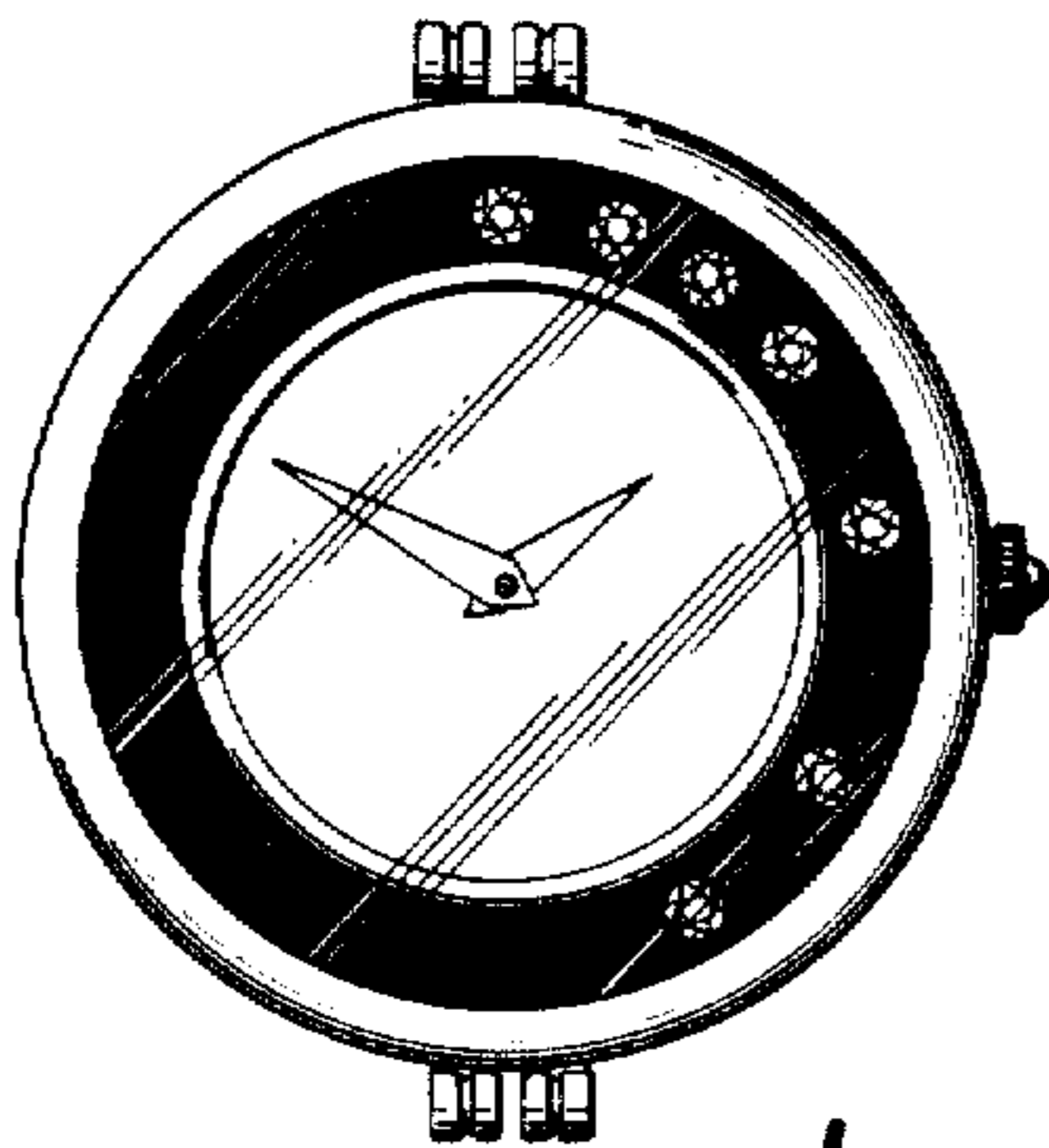


FIG-2



FIG-3

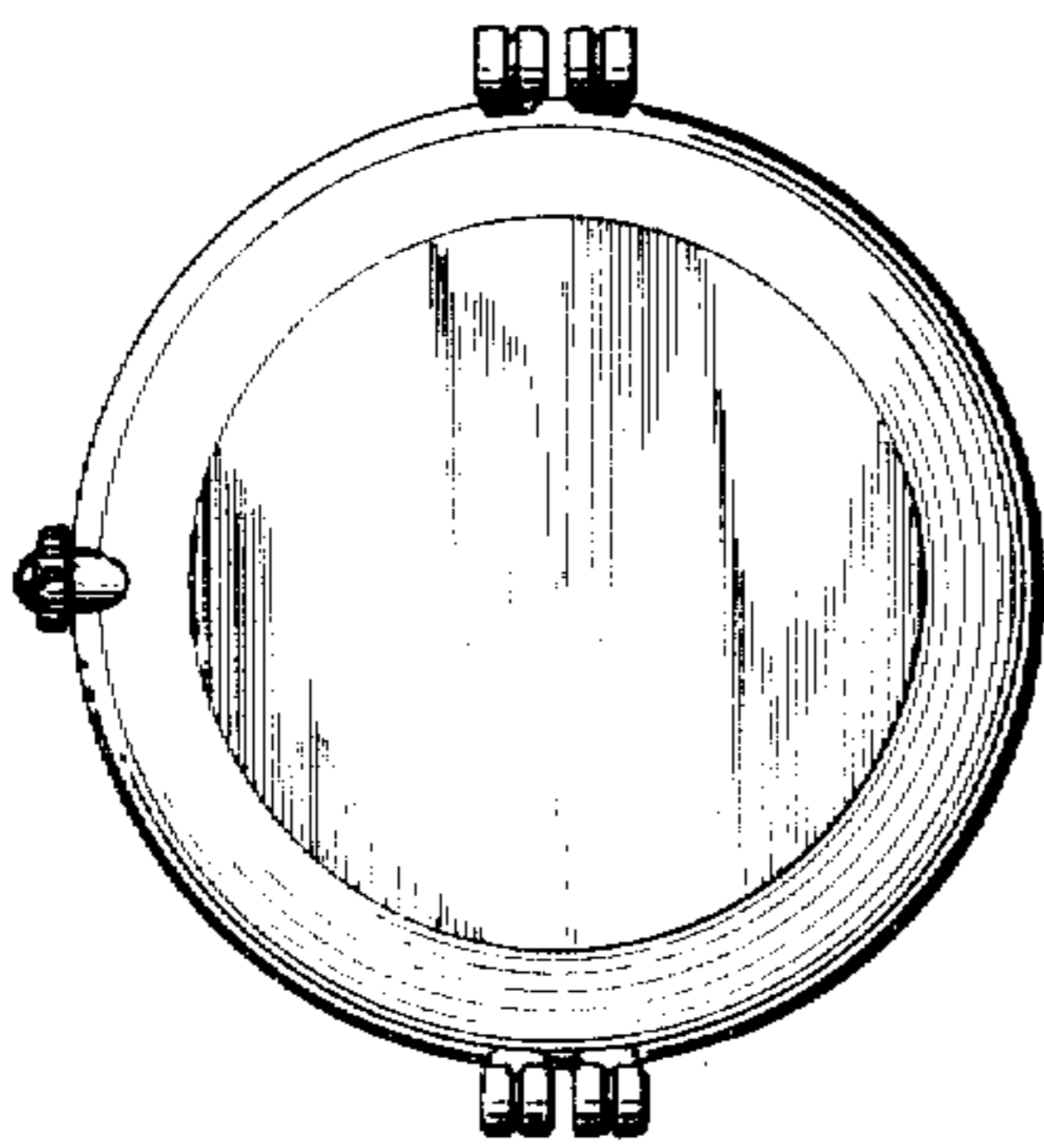


FIG-4



FIG-5