

[54] **CABINET FOR STORING REEL AND CARTRIDGE TAPES**
[76] Inventor: **Nathaniel Lewis, Jr.**, 1433 Ocean Ave., San Francisco, Calif. 94112
[**] Term: **14 Years**
[21] Appl. No.: **25,108**
[22] Filed: **Mar. 29, 1979**
[51] Int. Cl. **D06—04**
[52] U.S. Cl. **D6/169; D6/190; D34/19**
[58] **Field of Search** D6/181, 184, 185, 188, D6/20, 190, 186, 189, 167, 157, 150, 144, 179, 168, 169; D3/35; D14/20; 211/40, 42, 72; 312/8, 9, 10, 14; D12/25, 29, 27; 312/9, 290

[56] **References Cited**
U.S. PATENT DOCUMENTS
D. 194,083 11/1962 Brach D6/190
D. 228,715 10/1973 McRae D6/188
D. 235,833 7/1975 McRae D6/185

D. 243,300 2/1977 Christensen D6/167

OTHER PUBLICATIONS

Interiors, May 1969; p. 60; Cart on Wheels, center left of page.
Office Appliances, Oct. 1, 1969; p. 133; "Mobile Data--Rack".
Primary Examiner—Joel Stearman
Assistant Examiner—Carmen H. Vales

[57] **CLAIM**
The ornamental design for cabinet for storing reel and cartridge tapes, as shown and described.

DESCRIPTION
FIG. 1 is a perspective view of a cabinet for storing reel and cartridge tapes showing my new design in opened condition;
FIG. 2 is an end elevational view of the cabinet in closed condition;
FIG. 3 is a top plan view thereof;
FIG. 4 is a bottom plan view thereof;
FIG. 5 is a rear elevational view thereof.

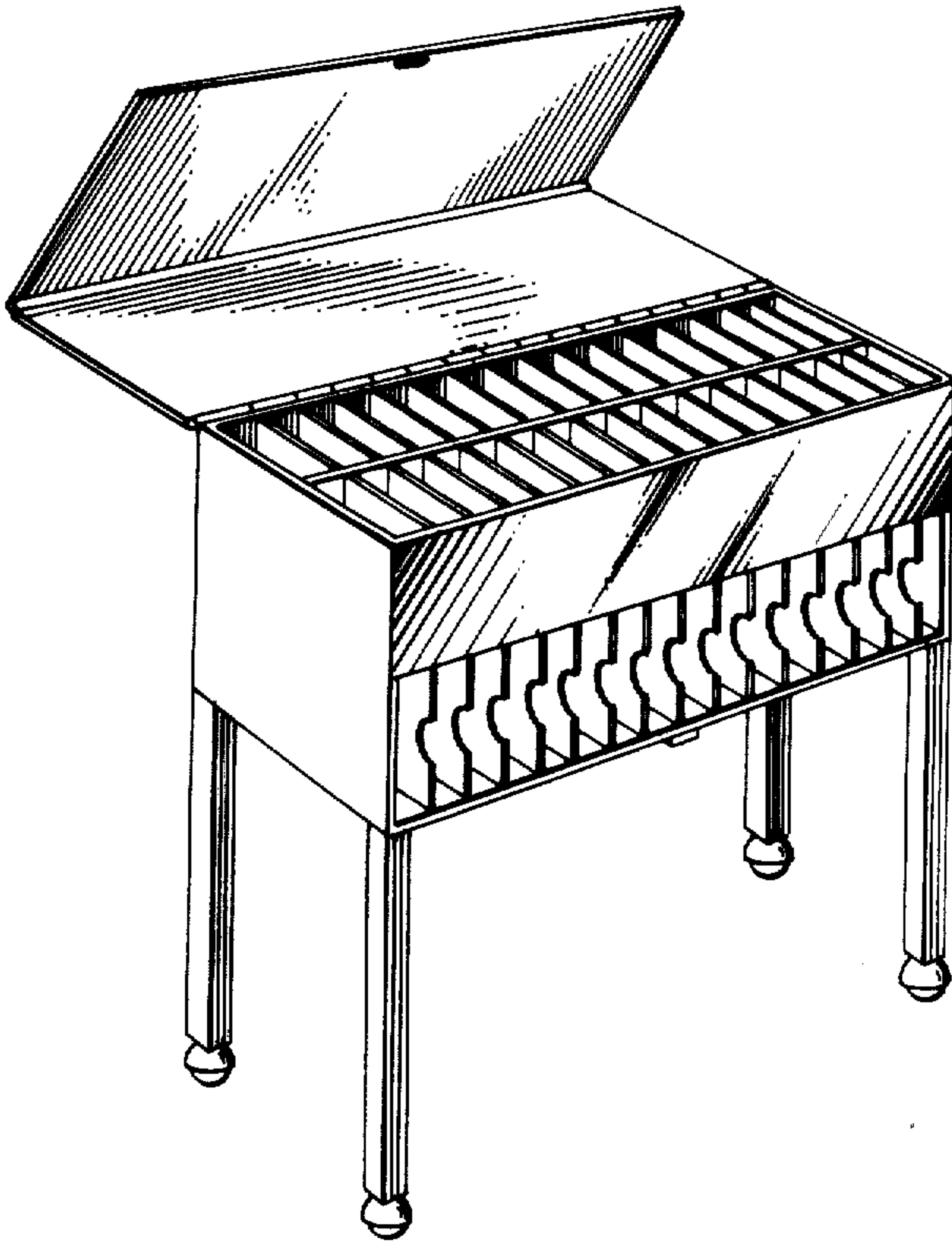


FIG. 1

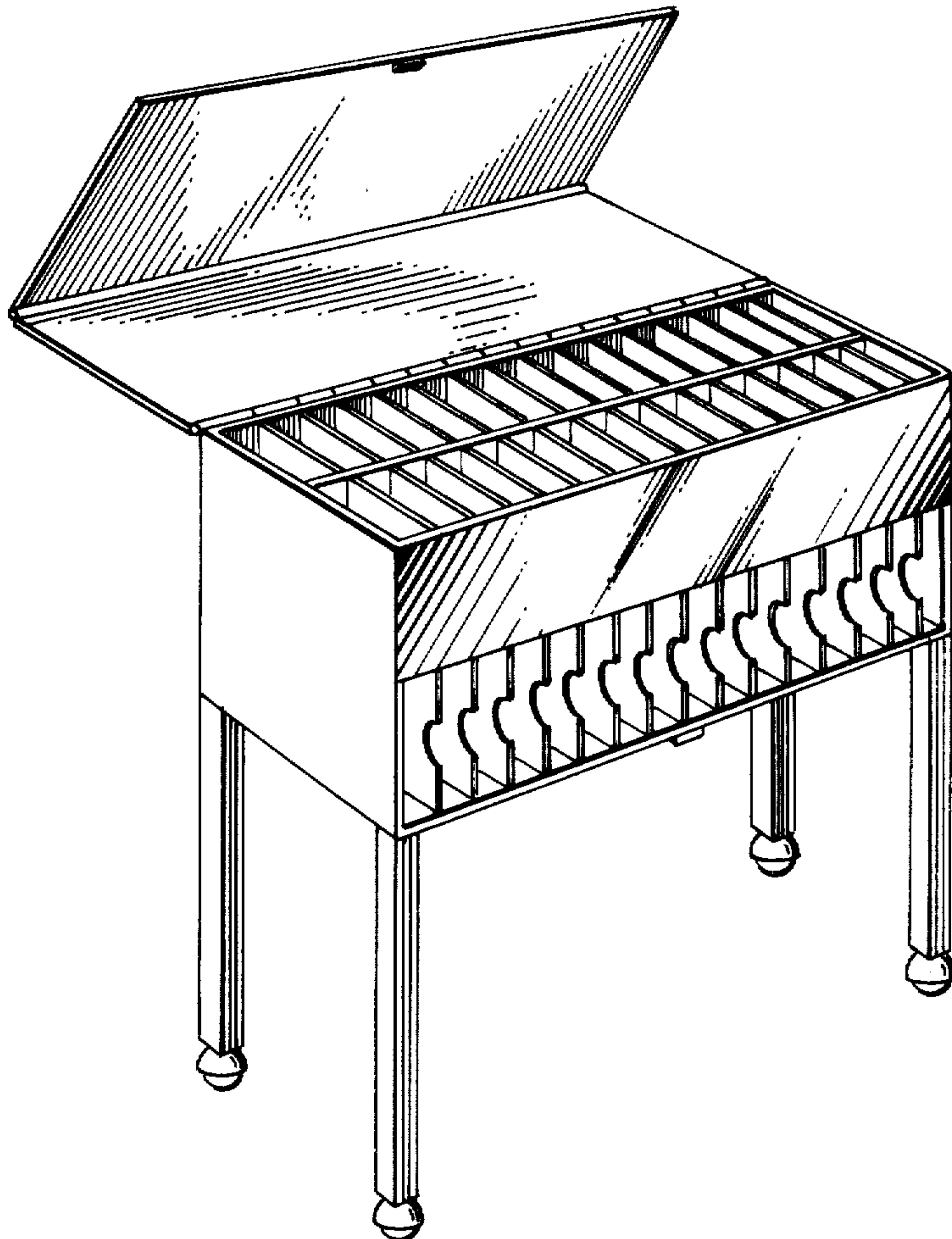


FIG. 2

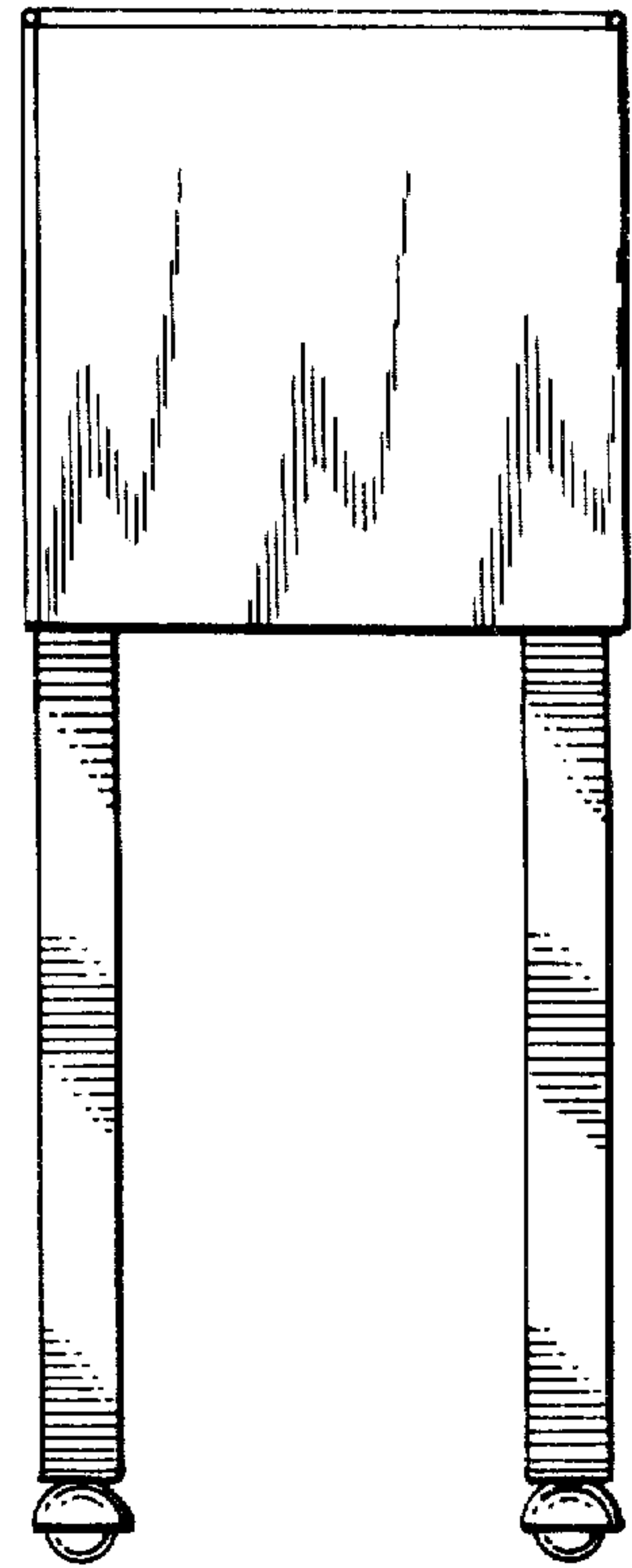


FIG. 3

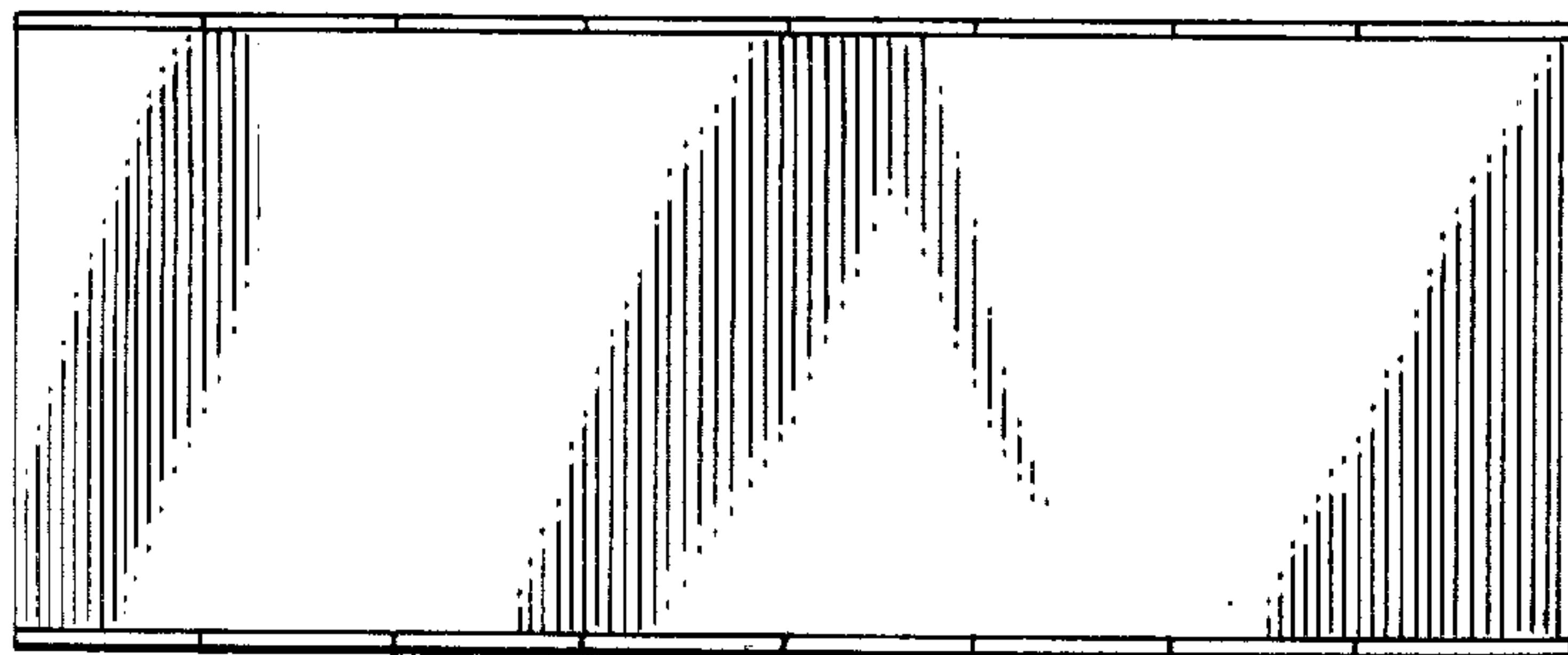


FIG. 4

