

[54] **SLIDE FASTENER PULL TAB**
[75] Inventor: **Robert E. Brinley**, Southington, Conn.
[73] Assignee: **Scovill Inc.**, Waterbury, Conn.
[**] Term: **14 Years**
[21] Appl. No.: **89,048**
[22] Filed: **Oct. 29, 1979**
[51] Int. Cl. **D02—07**
[52] U.S. Cl. **D2/415**
[58] Field of Search **D2/378, 405, 414, 415, D2/452; 24/205.15 R, 205.15 E, 205.15 H; D11/75, 79, 81**
[56] **References Cited**
U.S. PATENT DOCUMENTS
D. 93,204 9/1934 Carlile **D2/415**

1,885,868 11/1932 Siers 24/205.15 R

FOREIGN PATENT DOCUMENTS

32189 10/1964 German Democratic Rep. 24/205.15 H

Primary Examiner—Joel Stearman
Assistant Examiner—Carmen H. Vales
Attorney, Agent, or Firm—Dallett Hoopes

[57] **CLAIM**

The ornamental design for slide fastener pull tab, substantially as shown and described.

DESCRIPTION

FIG. 1 is a front elevational view of a slide fastener pull tab showing my new design;
FIG. 2 is a side elevational view thereof, the opposite side being substantially a mirror image thereof;
FIG. 3 is a bottom plan view thereof; and
FIG. 4 is a top plan view thereof.

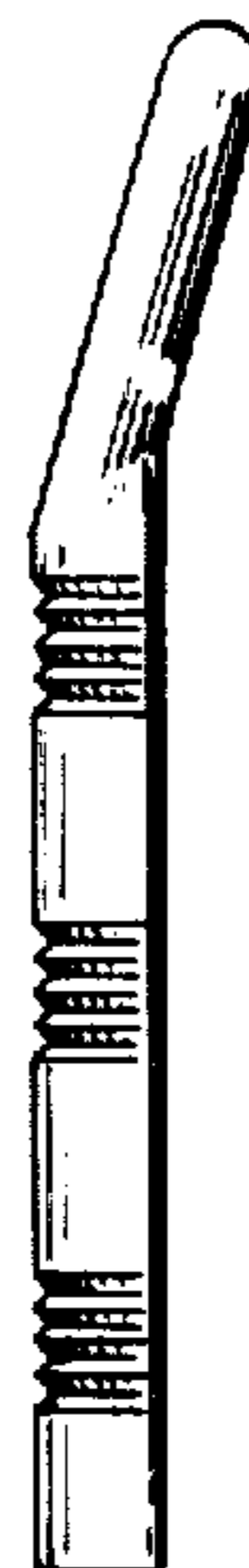



Fig. 1.




Fig. 2.

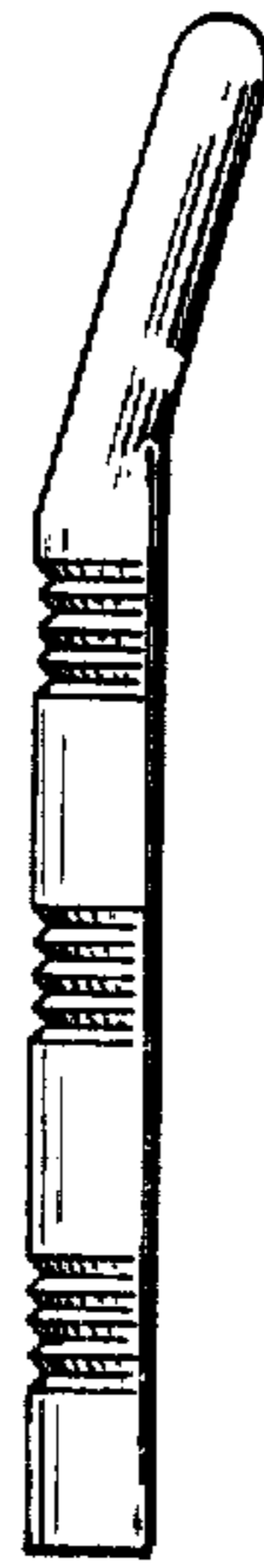


Fig. 3.



Fig. 4.

