

[54] LIGHTER

[75] Inventors: **Franz A. Stuetzer**, Muehlheim; **Bernd Figur**, Rodgau, both of Fed. Rep. of Germany

[73] Assignee: **Rowenta-Werke, GmbH**, Offenbach am Main, Fed. Rep. of Germany

[\*\*] Term: **14 Years**

[21] Appl. No.: **32,201**

[22] Filed: **Apr. 23, 1979**

[30] Foreign Application Priority Data

Nov. 2, 1978 [DE] Fed. Rep. of Germany ..... 510144

[51] Int. Cl. .... **D27—05**

[52] U.S. Cl. .... **D27/42**

[58] Field of Search ..... **D27/36, 39, 42;**  
431/124-143, 254, 255, 256, 277

[56]

References Cited

U.S. PATENT DOCUMENTS

D. 235,457 6/1975 Takashima ..... D27/42  
D. 239,776 5/1976 Goto ..... D27/36

FOREIGN PATENT DOCUMENTS

2536881 3/1976 Fed. Rep. of Germany ..... 431/255  
2754639 1/1979 Fed. Rep. of Germany ..... 431/255

*Primary Examiner*—Susan J. Lucas

*Attorney, Agent, or Firm*—George R. Clark; Neil M. Rose; Russell L. McIlwain

[57]

CLAIM

The ornamental design for a lighter, as shown and described.

DESCRIPTION

FIG. 1 is a perspective view including the front, top, and one side of a lighter showing our new design;  
FIG. 2 is a front elevational view thereof;  
FIG. 3 is a rear elevational view thereof;  
FIG. 4 is an elevational view of the side opposite that shown in FIG. 1;  
FIG. 5 is a top plan view thereof; and  
FIG. 6 is a bottom plan view thereof.




FIG. 1




FIG. 2




FIG. 3




FIG. 4




FIG. 5



FIG. 6