

[54] **AIR FRESHENER DISPENSER**

[75] Inventors: **Harold R. Jaeschke**, Milwaukee;
Thomas R. Patmore, Elm Grove,
both of Wis.; **George Webinger**,
Minneapolis, Minn.

[73] Assignee: **Champion International Corporation**,
Stamford, Conn.

[**] Term: **14 Years**

[21] Appl. No.: **24,853**

[22] Filed: **Mar. 28, 1979**

[51] Int. Cl. **D23-04**

[52] U.S. Cl. **D23/150; D7/418**

[58] Field of Search **D9/223, 224, 237-240,**
D9/229; 229/6 R, 6 A, 8; 206/45.31; D23/150

D. 250,041 10/1978 Schimanski D23/150
D. 253,549 11/1979 Seager D23/150
D. 254,027 1/1980 Palson et al. D23/150
D. 254,929 5/1980 Butcher et al. D23/150

Primary Examiner—Robert C. Spangler
Attorney, Agent, or Firm—Evelyn M. Sommer

[57] **CLAIM**

The ornamental design for an air freshener dispenser, as shown and described.

DESCRIPTION

FIG. 1 is a perspective view of an air freshener dispenser showing my new design with adjustable openings in the air freshener dispenser closed;

FIG. 2 is a perspective view with the adjustable openings in an open position;

FIG. 3 is a top plan view thereof;

FIG. 4 is a front elevational view thereof with the adjustable openings closed, the rear view being substantially the same in appearance;

FIG. 5 is a side elevational view thereof showing the side not shown in FIGS. 1 and 2; and

FIG. 6 is a bottom plan view thereof.

[56] **References Cited**
U.S. PATENT DOCUMENTS

D. 213,175 1/1969 Bath D9/224
D. 216,974 3/1970 Wilson D23/150
D. 235,314 6/1975 Cramphorn D9/222

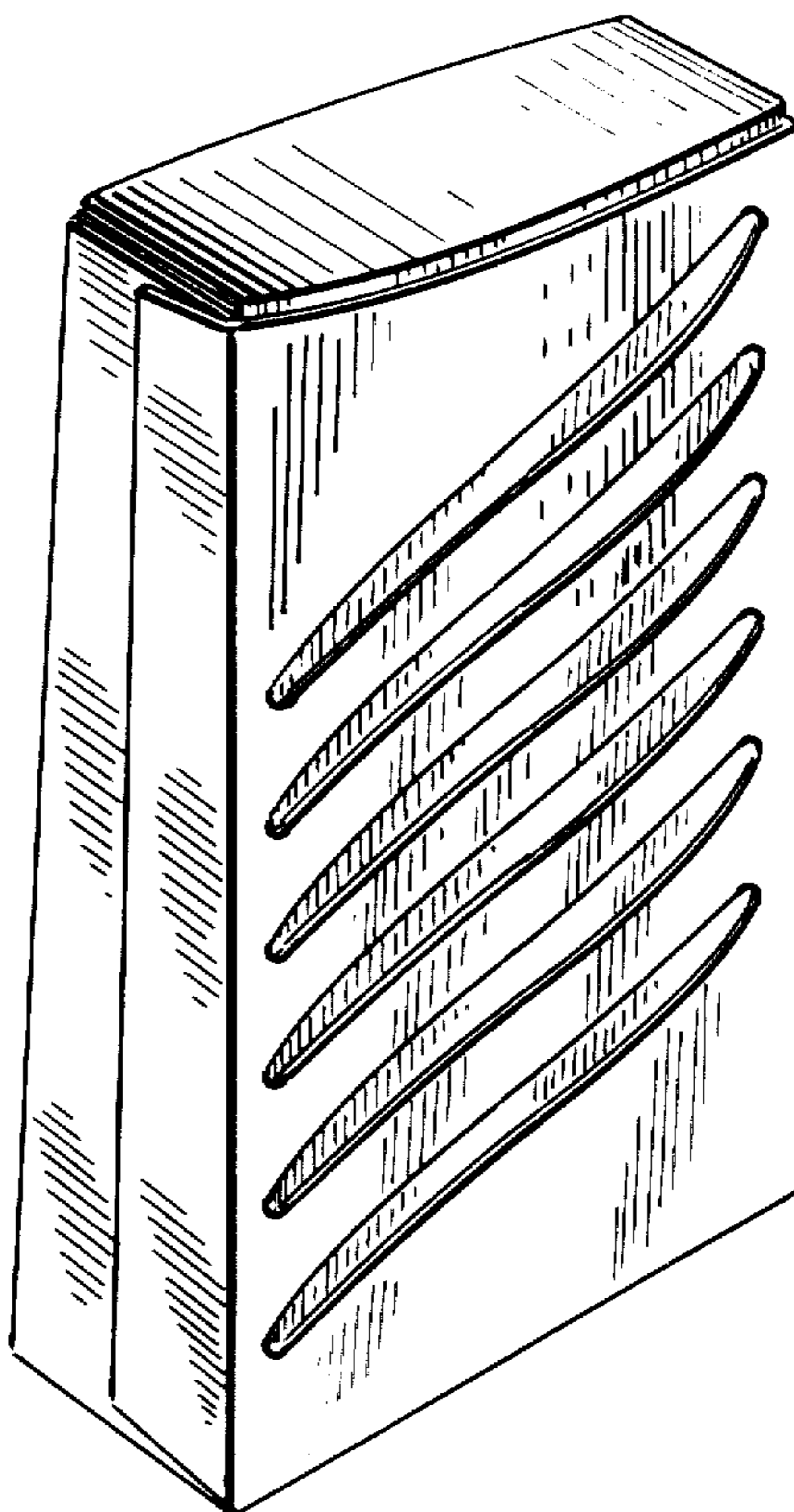


Fig. 1.

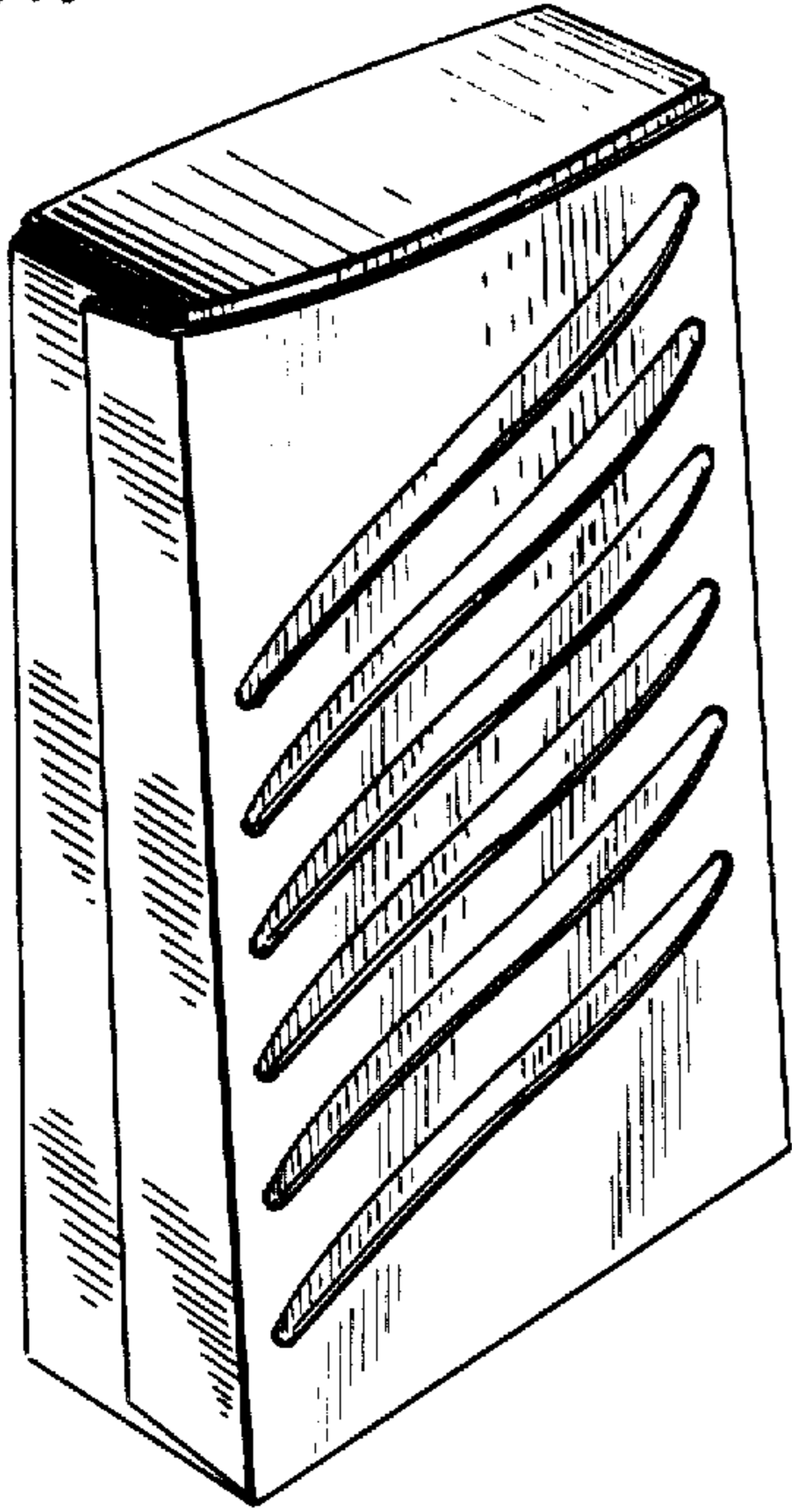


Fig. 2.

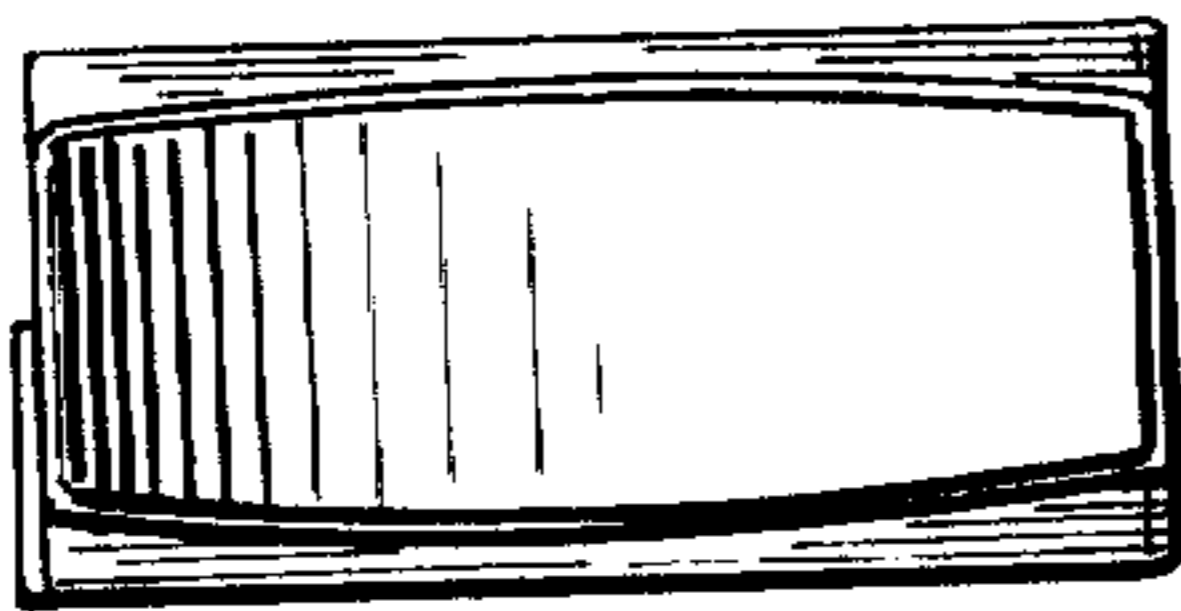
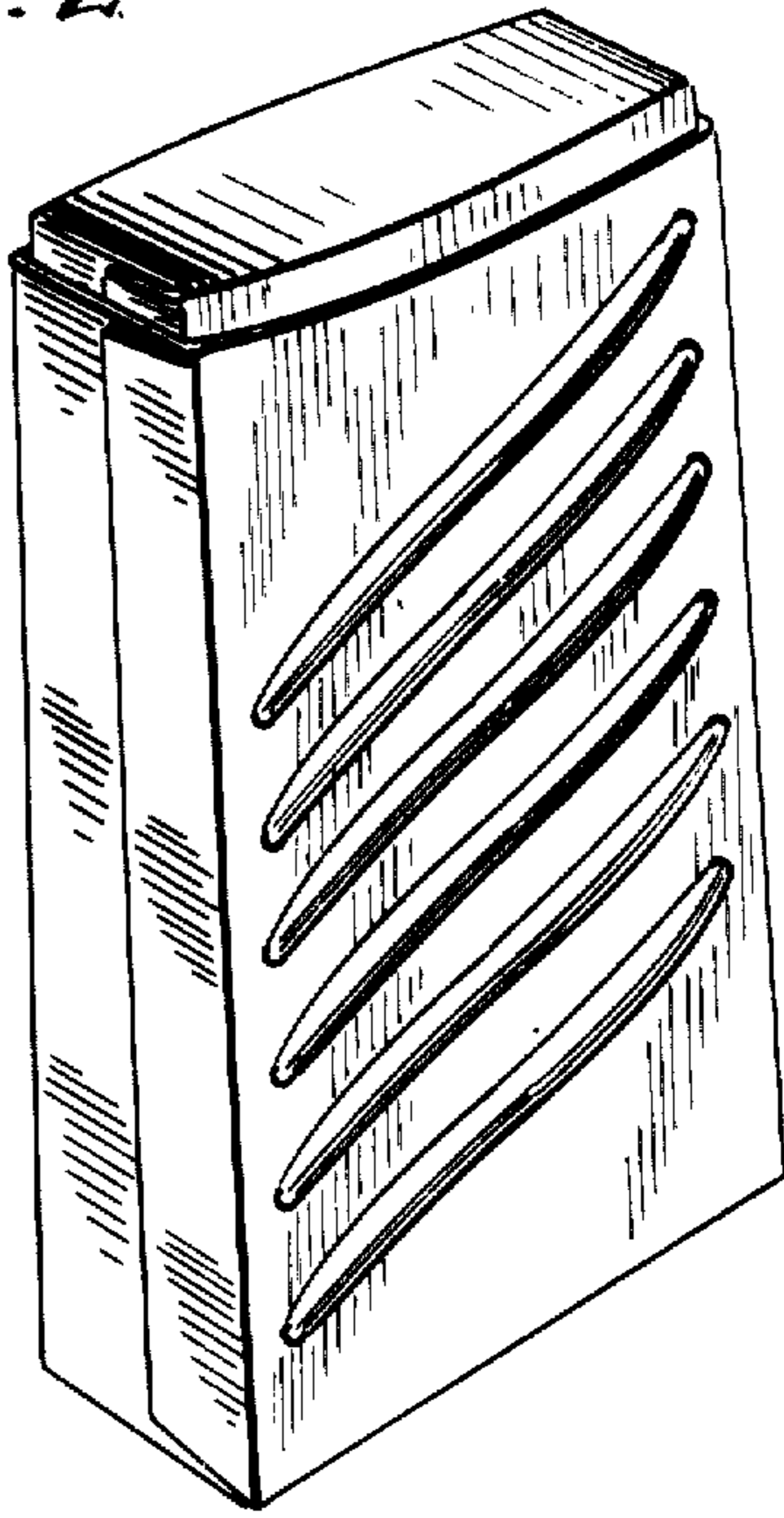


Fig. 3.

Fig. 4.




Fig. 5.





Fig. 6.