

[54] ELECTRONIC FLASH UNIT

[75] Inventors: Norbert Schlagheck; Herbert Schultes, both of Fuerstenfeldbruck; Hermann R. Segers, Munich, all of Fed. Rep. of Germany

[73] Assignee: Agfa-Gevaert AG, Leverkusen, Fed. Rep. of Germany

[\*\*] Term: 14 Years

[21] Appl. No.: 95,539

[22] Filed: Nov. 19, 1979

[30] Foreign Application Priority Data

Nov. 7, 1979 [DE] Fed. Rep. of Germany ..... 5MR568G164

[51] Int. Cl. .... D16-05

[52] U.S. Cl. .... D16/42

[58] Field of Search ..... D16/6, 92; 354/126, 354/127, 141, 145; 361/3, 4, 8, 9, 16, 18

[56] References Cited

U.S. PATENT DOCUMENTS

D. 234,370	2/1975	Oberheim	.....	D16/42
D. 250,475	12/1978	Kando	.....	D16/42
4,106,080	8/1978	Karey	.....	362/18
4,233,648	11/1980	Geissler	.....	362/18
4,238,150	12/1980	Quinn	.....	354/145


Primary Examiner—Peter M. Caun  
Attorney, Agent, or Firm—Michael J. Striker

[57] CLAIM

The ornamental design for an electronic flash unit, substantially as shown and described.

DESCRIPTION

FIG. 1 is a front perspective view of an electronic flash unit, showing our new design, FIG. 2 is a front plan view thereof, FIG. 3 is a rear plan view thereof, FIG. 4 is a right side plan view thereof, FIG. 5 is a left side plan view thereof, FIG. 6 is a top plan view thereof, FIG. 7 is a bottom plan view thereof.






Fig. 1

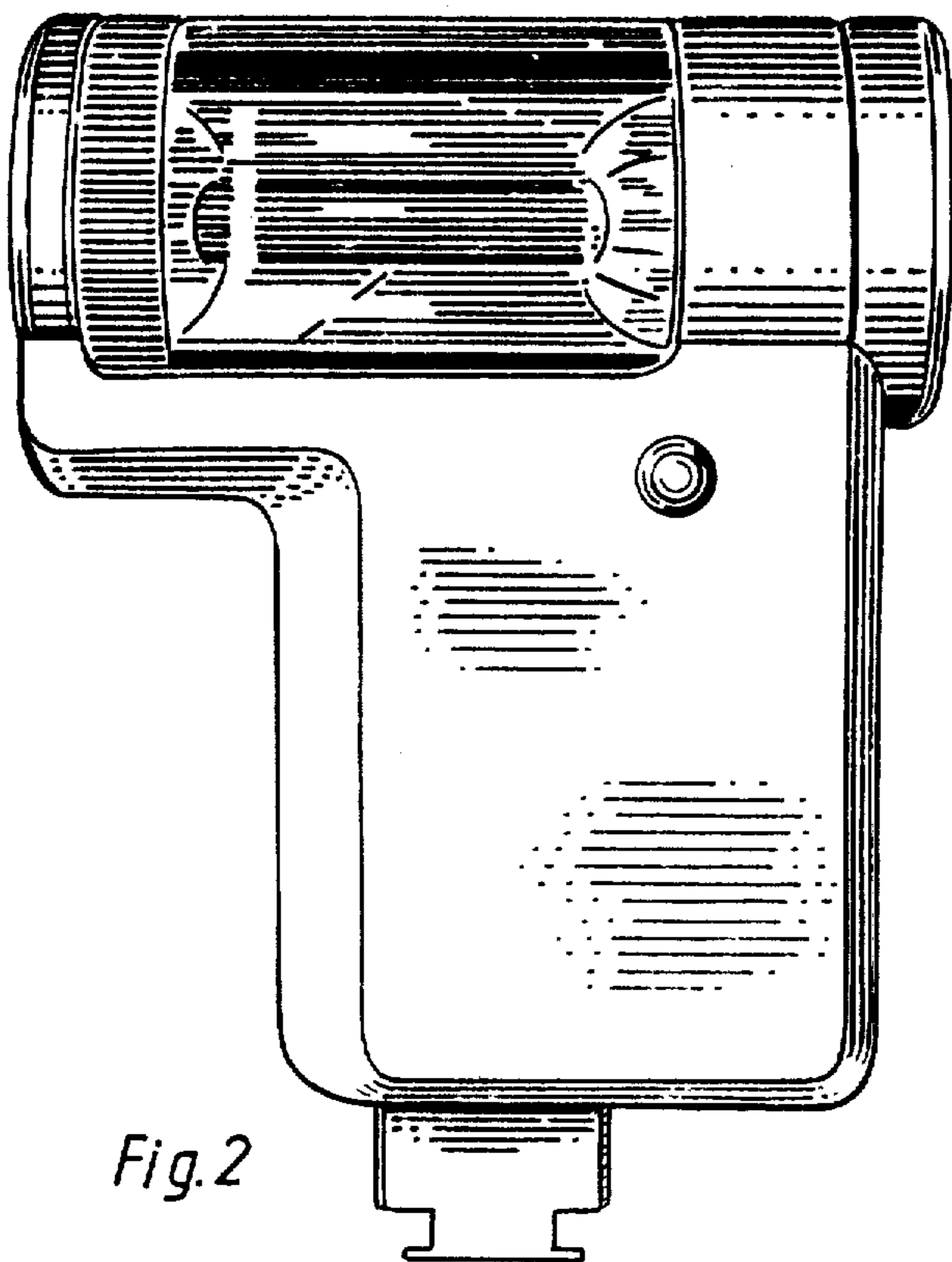


Fig. 2




Fig. 4




Fig. 6

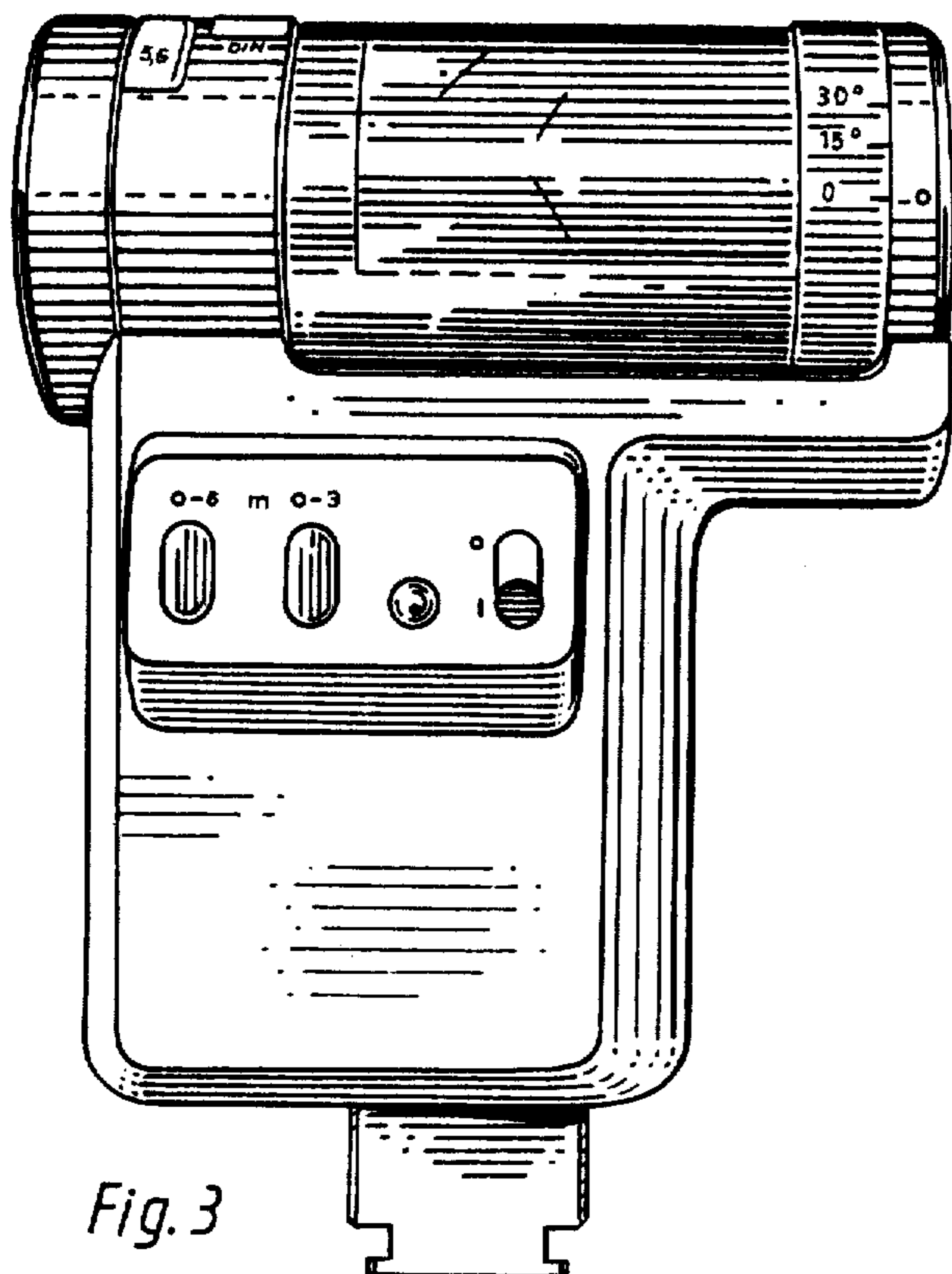


Fig. 3




Fig. 5

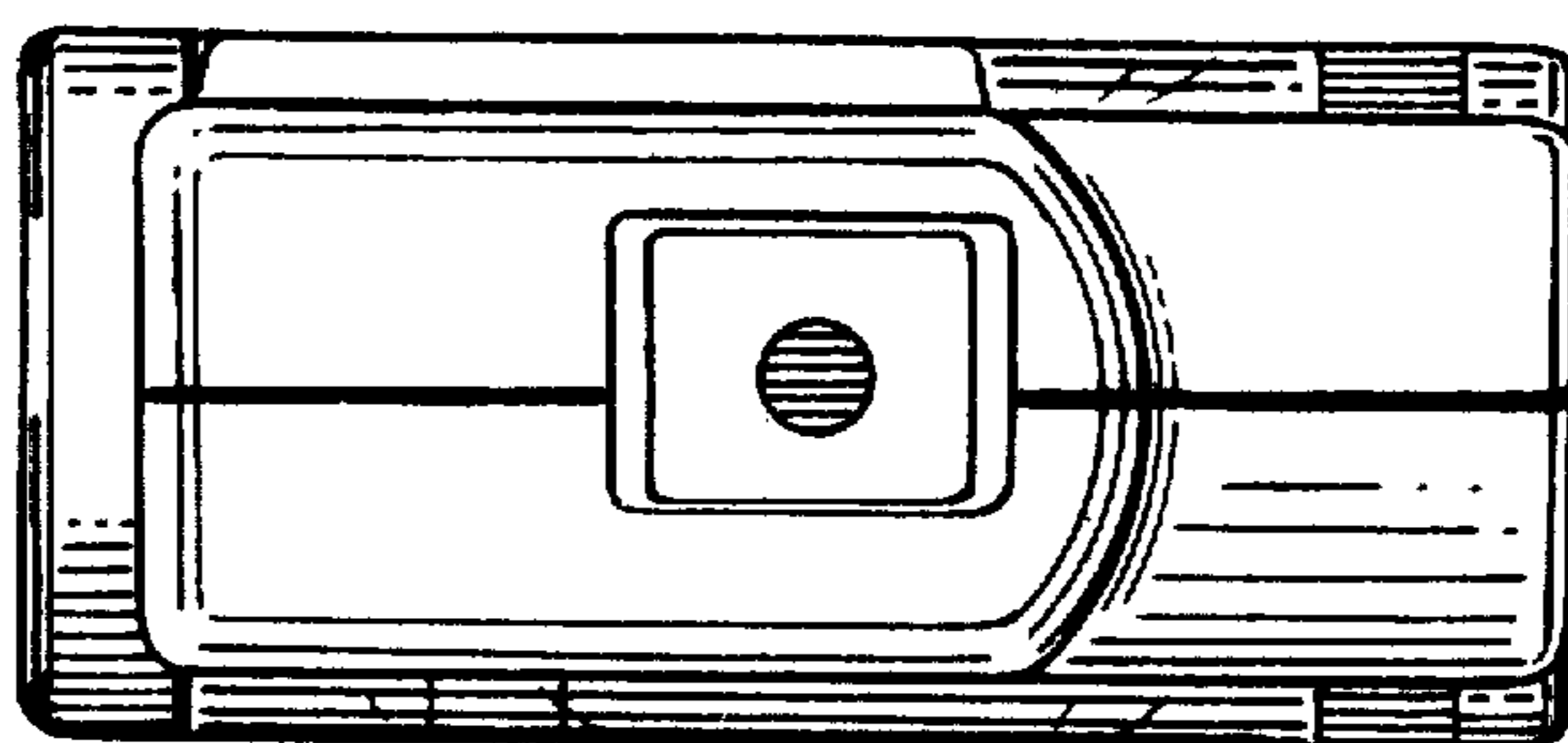


Fig. 7