

[54] CONTROL PLATE FOR A ROOM AIR CONDITIONER

[75] Inventors: Victor Antos, Clifton; Joseph R. Russo, Edison, both of N.J.

[73] Assignee: National Union Electric Corporation, Greenwich, Conn.

[**] Term: 14 Years

[21] Appl. No.: 10,243

[22] Filed: Feb. 8, 1979

[51] Int. Cl. D13-03

[52] U.S. Cl. D13/32; D8/353

[58] Field of Search D23/139, 140, 141, 163, D23/167; D8/311, 353; D13/32, 38

[56] References Cited

U.S. PATENT DOCUMENTS

D. 146,269 1/1947 Simpson D8/311

D. 165,672	1/1952	Stewart	D8/311
D. 179,887	3/1957	Dreyfuss	D23/141
D. 180,505	6/1957	Broun	D8/353
D. 185,887	8/1959	Heidenblut	D23/141
D. 210,592	3/1968	Paganelli	D8/353 X
D. 224,741	9/1972	Klob	D13/38
D. 238,278	12/1975	Baker, Jr.	D23/141
D. 255,563	6/1980	Brooksby et al.	D13/32

OTHER PUBLICATIONS

Modern Plastics, Sep. 1959, p. 750, top left item.

Primary Examiner—James R. Largen

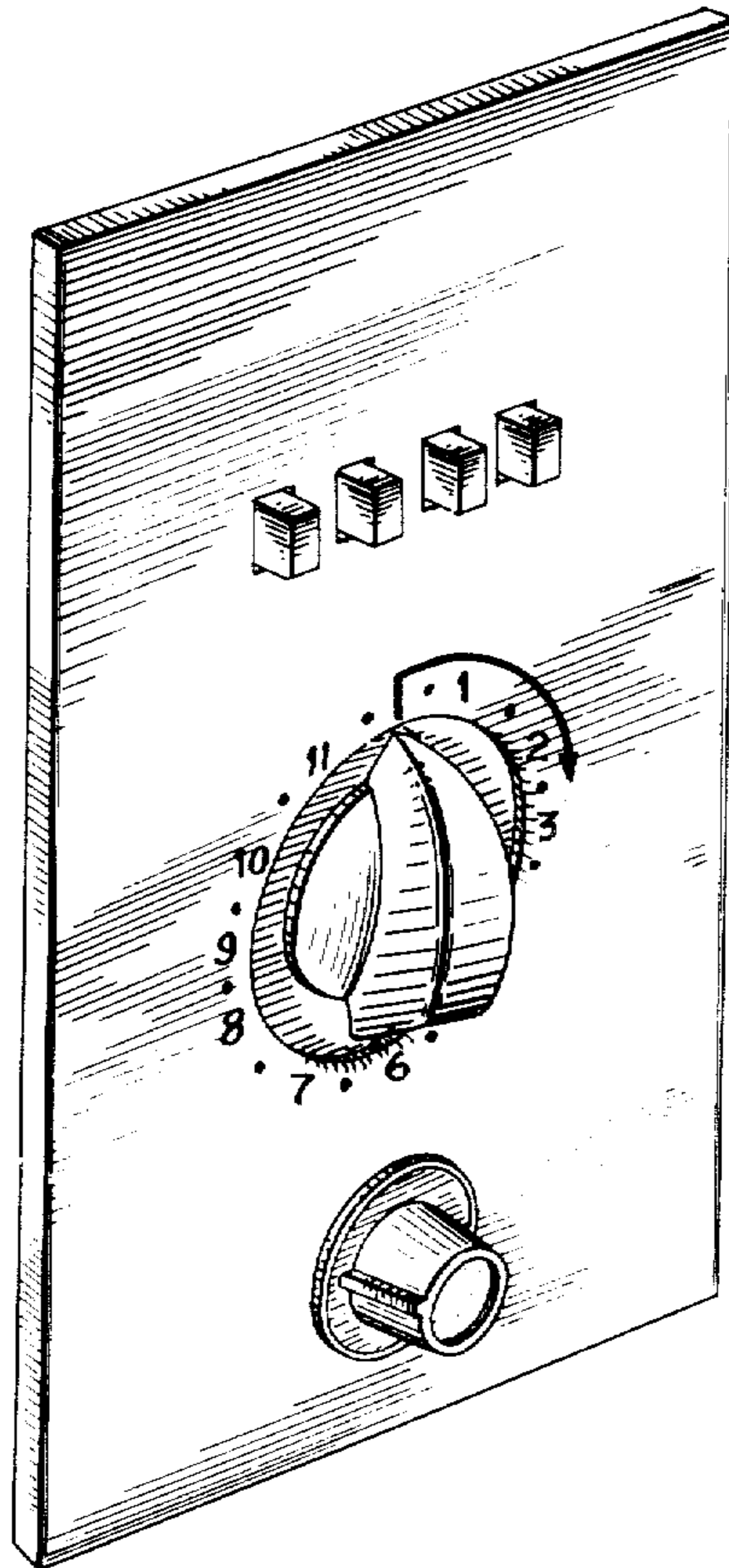
Attorney, Agent, or Firm—Alfred E. Miller

[57] CLAIM

The ornamental design for a control plate for a room air conditioner, substantially as shown and described.

DESCRIPTION

FIG. 1 is a perspective view of a control plate for a room air conditioner embodying our new design, and FIG. 2 is a front elevational view thereof.



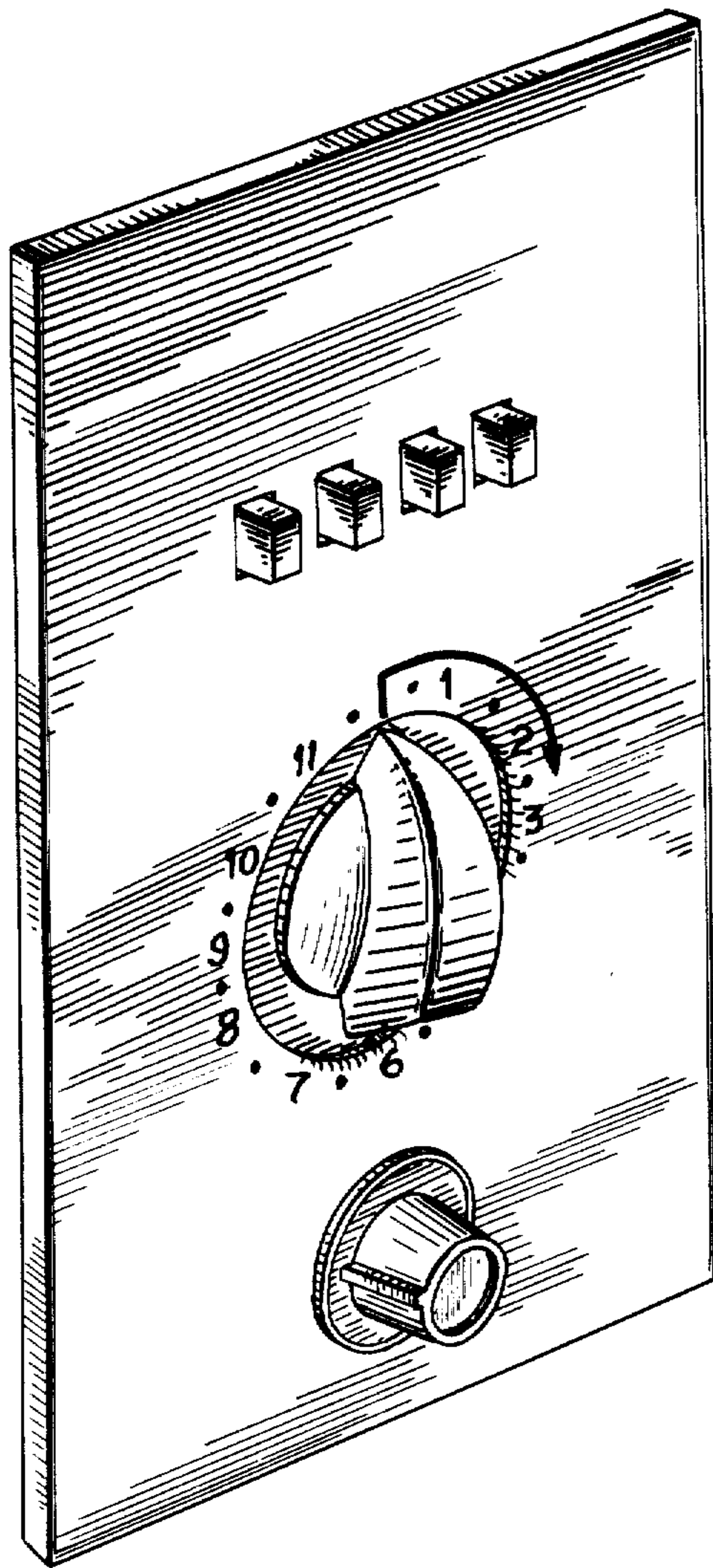


Fig. 1.

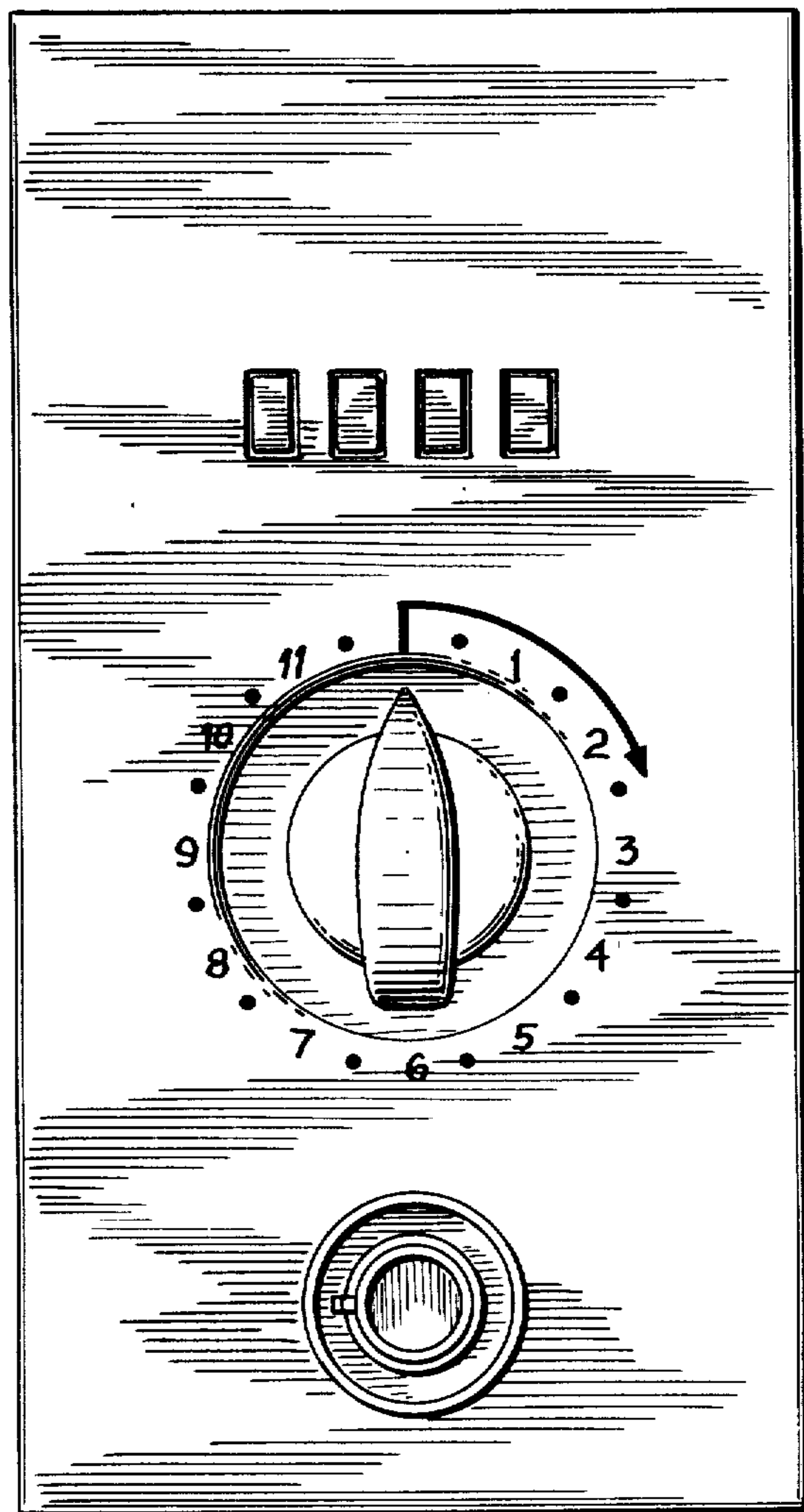


Fig. 2.