

[54] WRIST WATCH

[75] Inventor: **Ronald Kurowsky**, Birkenfeld, Fed. Rep. of Germany

[73] Assignee: **Chopard & Cie**, Geneva, Switzerland

[\*\*] Term: **14 Years**

[21] Appl. No.: **119,810**

[22] Filed: **Feb. 8, 1980**

[51] Int. Cl. .... **D10-02**

[52] U.S. Cl. .... **D10/39**

[58] Field of Search ..... **D10/30-39, D10/122-126; 368/276, 285, 284, 292, 301, 303-305, 316, 327, 281-282**

[56] **References Cited**

**U.S. PATENT DOCUMENTS**

- D. 153,006 3/1949 Newhouse ..... D10/39
- D. 153,007 3/1949 Newhouse ..... D10/39

D. 178,091 6/1956 Sparks ..... D10/39

**OTHER PUBLICATIONS**

*Jeweler's Circular-Keystone-8/77, p. 103-Watches at top right & bottom center.*  
*Swiss Watch & Jewelry Journal-2/78-p. 252-Watches.*  
*Jeweler's Circular-Keystone-6/79-p. 56-Watches at bottom.*


*Primary Examiner-Nelson C. Holtje*  
*Attorney, Agent, or Firm-Nathaniel A. Humphries*

[57] **CLAIM**

The ornamental design for a wrist watch, as shown.

**DESCRIPTION**

FIG. 1 is a top plan view of a wrist watch showing my new design;  
 FIG. 2 is a front elevational view thereof;  
 FIG. 3 is a right side elevational view thereof;  
 FIG. 4 is a rear elevational view thereof; and  
 FIG. 5 is a left side elevational view thereof.



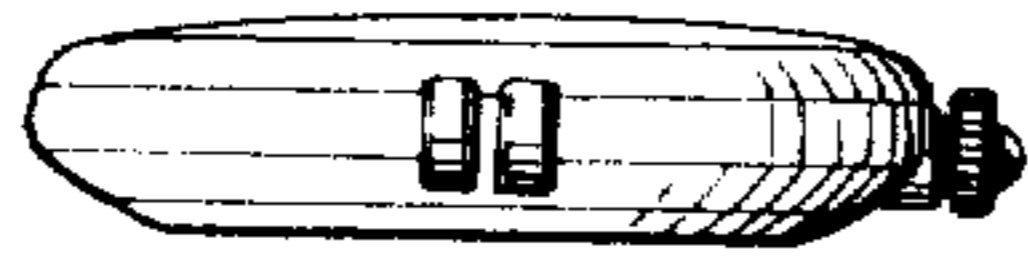


FIG-1

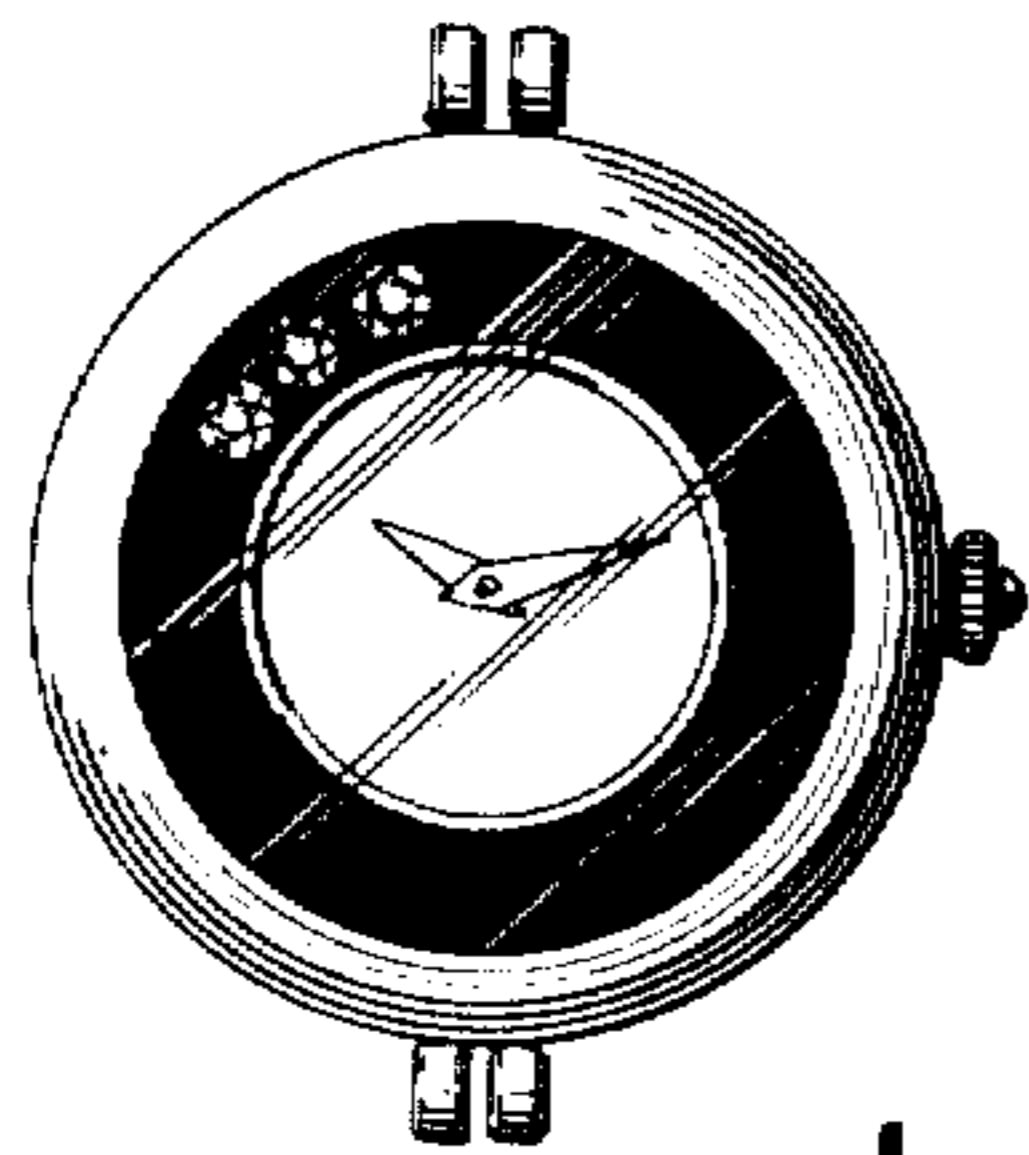


FIG-2



FIG-3

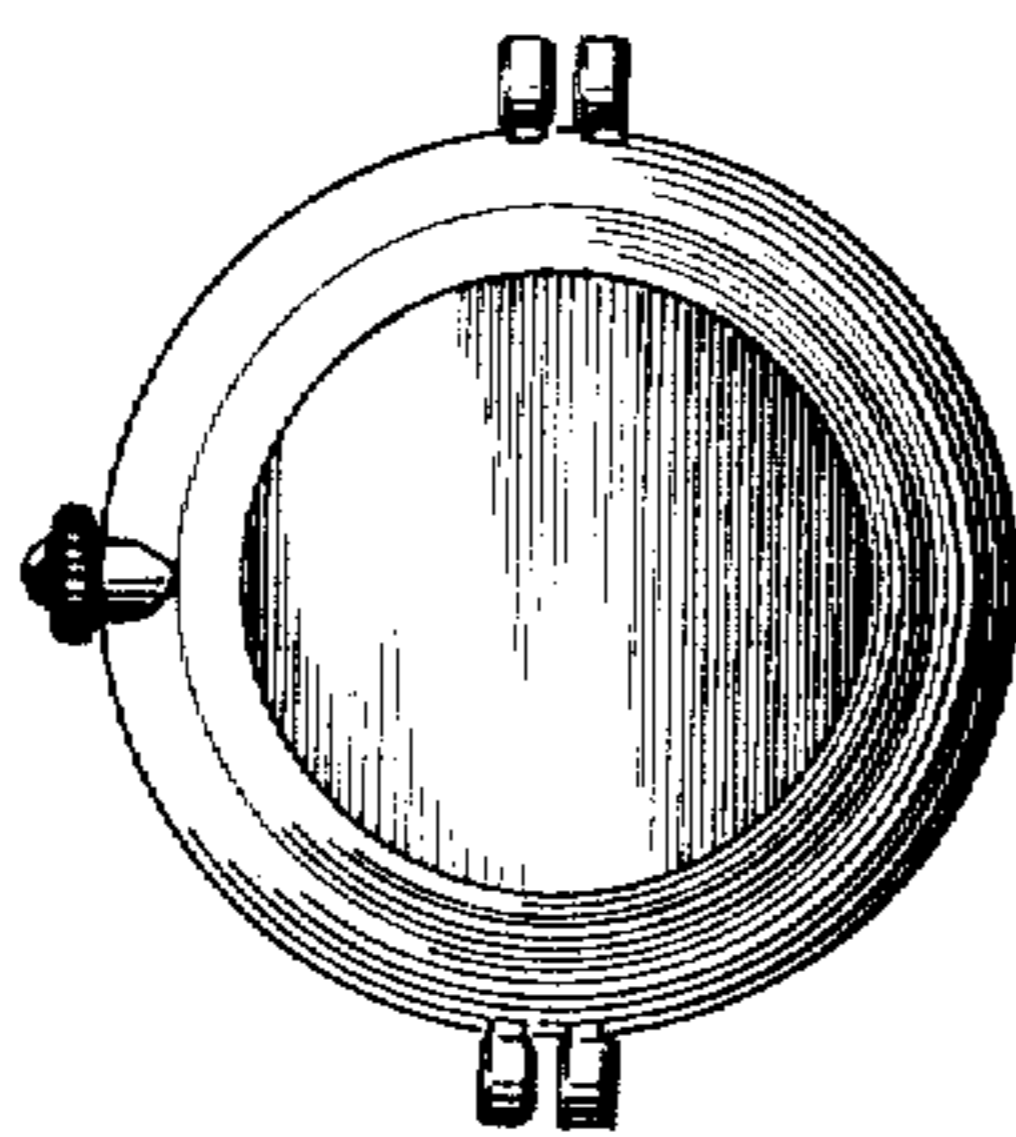


FIG-4




FIG-5