

[54] **DECANTER**

[75] Inventor: **Adam J. Grodin**, Forest Hills, N.Y.

[73] Assignee: **American Cyanamid Company**,
Stamford, Conn.

[**] Term: **14 Years**

[21] Appl. No.: **17,800**

[22] Filed: **Mar. 5, 1979**

D. 88,076 10/1932 Fuerst D9/311
 D. 120,625 5/1940 Lowenstein D9/309
 D. 160,660 10/1950 Reimerschmid D9/311
 D. 206,136 11/1966 Schmid D9/311
 D. 220,680 5/1971 Neher D9/311

Primary Examiner—Robert C. Spangler
Attorney, Agent, or Firm—Charles J. Fickey

[57] **CLAIM**

The ornamental design for a decanter, substantially as shown and described.

Related U.S. Application Data

[63] Continuation of Ser. No. 746,660, Dec. 2, 1976, abandoned.

[51] Int. Cl. **D9—01**

[52] U.S. Cl. **D9/309; D9/311;**
D9/320; D9/409

[58] Field of Search **D9/309, 311, 320, 384,**
D9/409; 215/1 R, 1 C; 229/8

DESCRIPTION

FIG. 1 is a front elevational view of a decanter showing my new design, it being understood that the ribbing on the sides of the bottle, partly shown in full lines, are continuous around the entire periphery of the bottle as shown by the dash-dot lines and are interrupted only by the bottle neck and base;

FIG. 2 is a rear elevational view thereof;

FIG. 3 is a side elevational view;

FIG. 4 is a top plan view;

FIG. 5 is a bottom plan view; and

FIG. 6 is a fragmentary sectional view taken on line 6—6 of FIG. 1.

[56] **References Cited**

U.S. PATENT DOCUMENTS

D. 78,002 3/1929 Bean D9/311



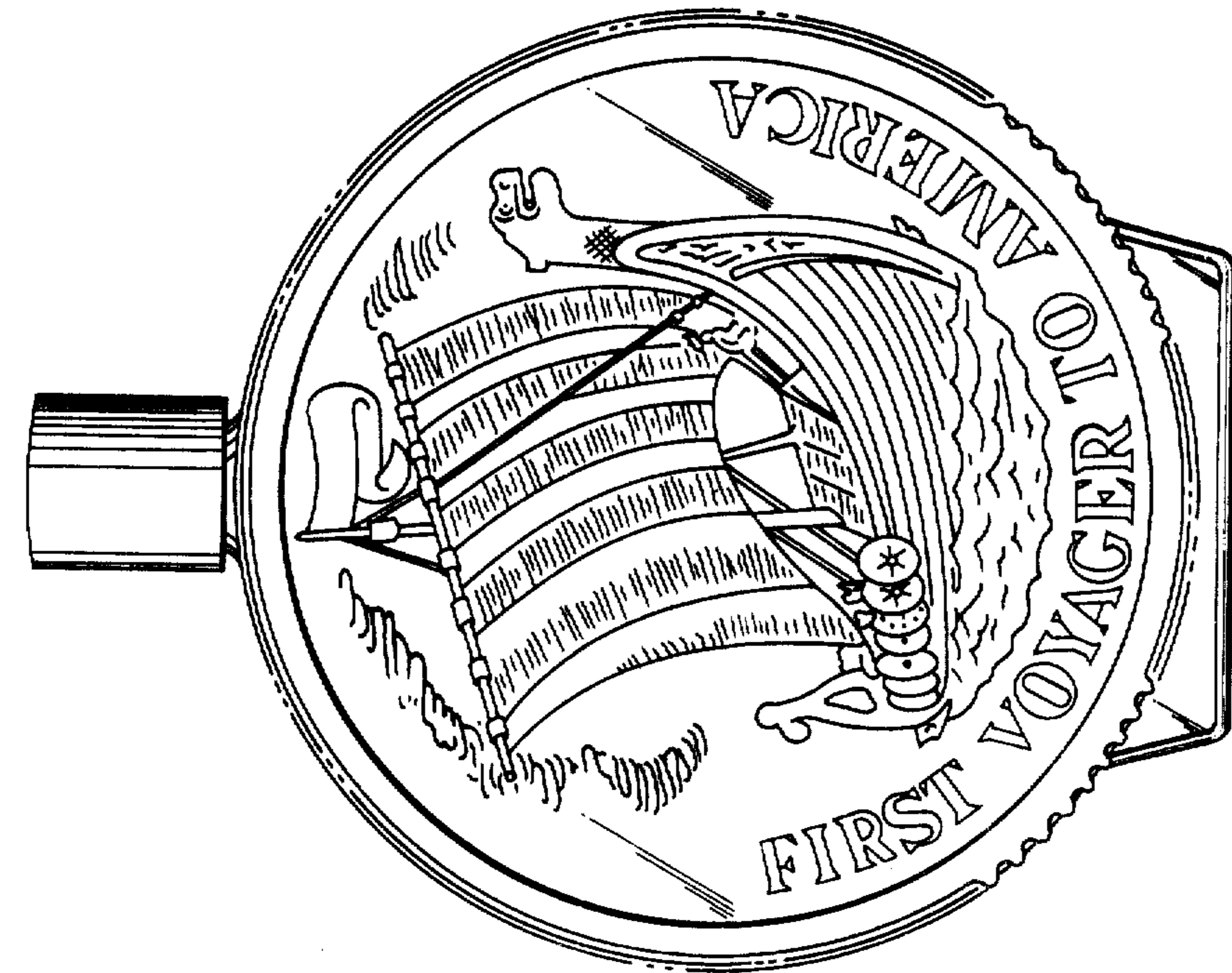


FIG. 1

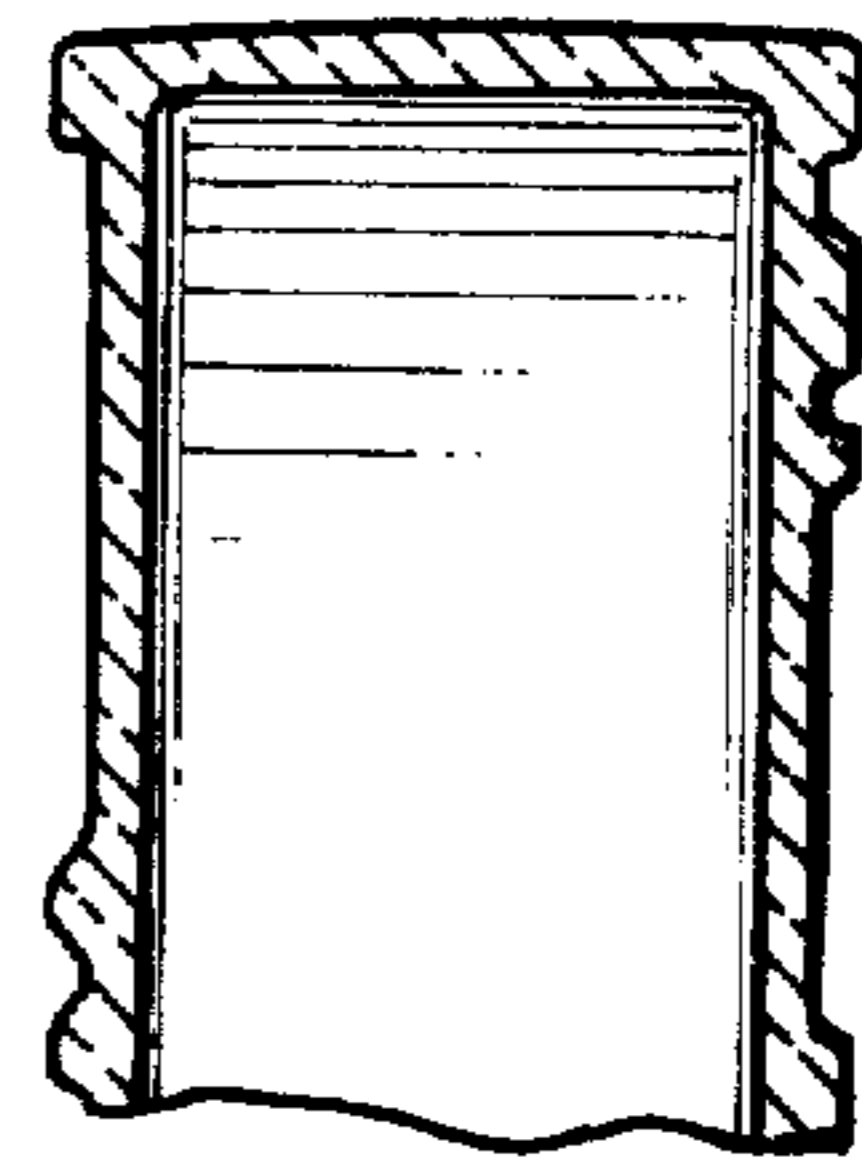


FIG. 6

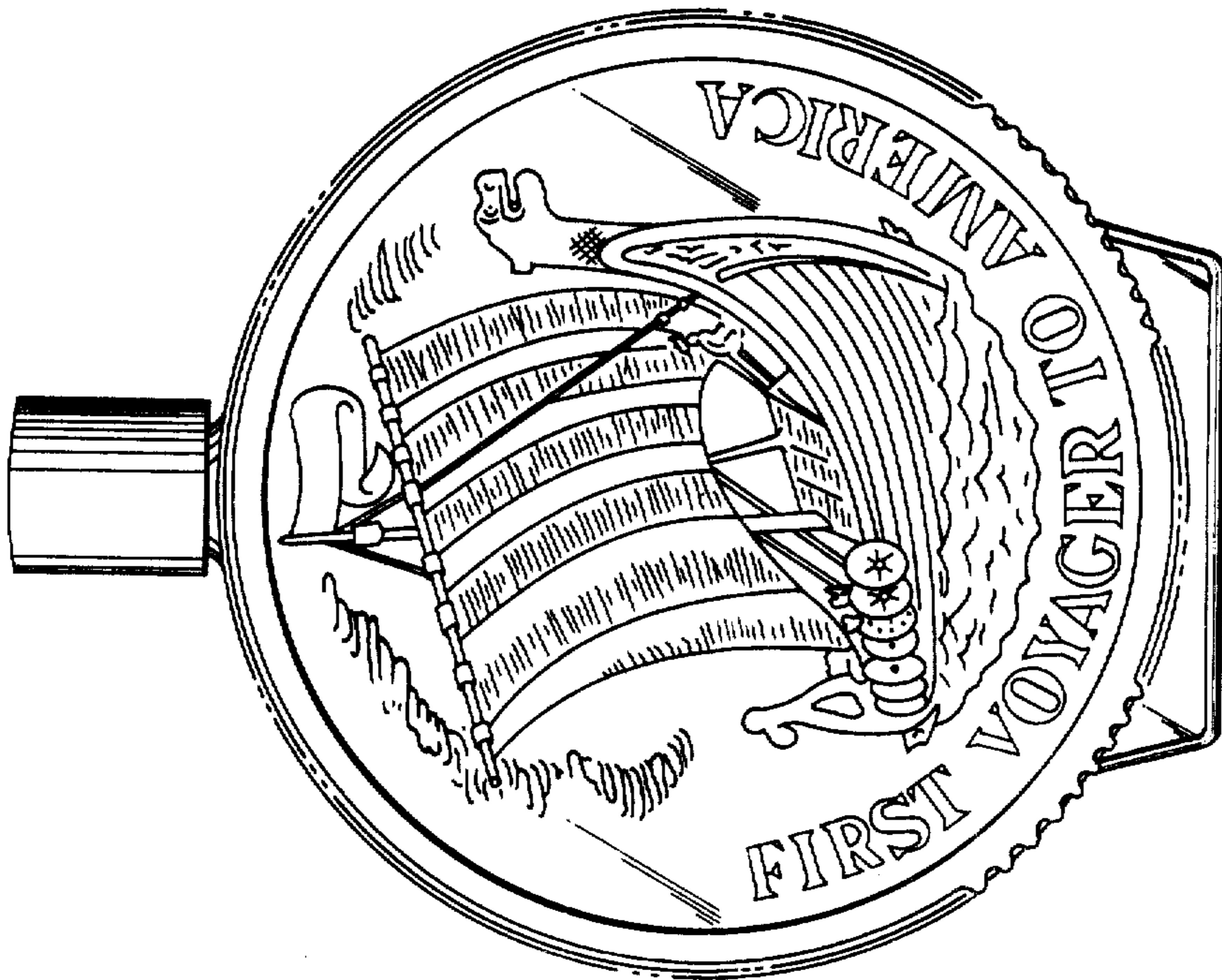


FIG. 2




FIG. 3




FIG. 4

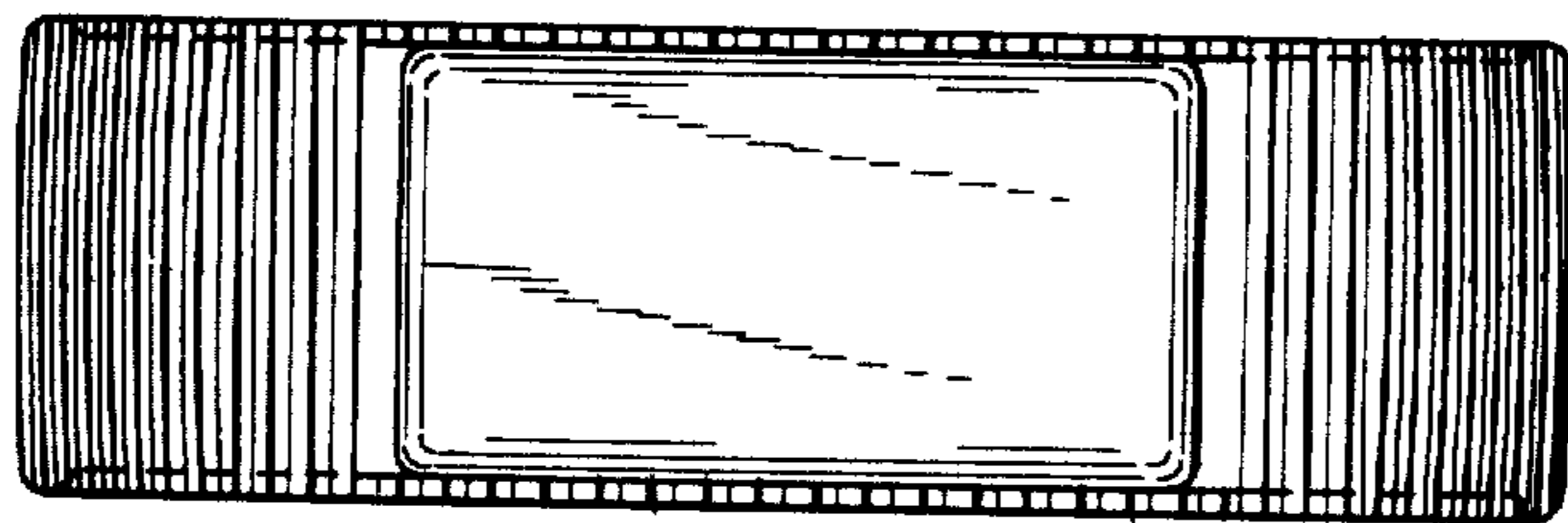


FIG. 5