

[54] **DECANTER**

[75] **Inventor:** Adam J. Grodin, Forest Hills, N.Y.

[73] **Assignee:** American Cyanamid Company,
 Stamford, Conn.

[**] **Term:** 14 Years

[21] **Appl. No.:** 17,799

[22] **Filed:** Mar. 5, 1979

D. 88,076	10/1932	Fuerst	D9/311
D. 120,625	5/1940	Lowenstein	D9/309
D. 160,660	10/1950	Reimerschmid	D9/311
D. 206,136	11/1966	Schmid	D9/311
D. 220,680	5/1971	Neher	D9/311

Primary Examiner—Robert C. Spangler
Attorney, Agent, or Firm—Charles J. Fickey

[57] **CLAIM**

The ornamental design for a decanter, substantially as shown and described.

Related U.S. Application Data

[63] Continuation of Ser. No. 746,901, Dec. 2, 1976, abandoned.

[51] **Int. Cl.** **D9-01**

[52] **U.S. Cl.** **D9/309; D9/311;**
 D9/320; D9/420

[58] **Field of Search** D9/309, 311, 320, 384,
 D9/409; 215/1 R, 1 C; 229/8

[56] **References Cited**

U.S. PATENT DOCUMENTS

D. 78,002 3/1929 Bean D9/311

DESCRIPTION

FIG. 1 is a front elevational view of a decanter showing my new design, it being understood that the ribbing on the sides of the bottle, partly shown in full lines, are continuous around the entire periphery of the bottle as shown by the dash-dot lines and are interrupted only by the bottle neck and base;

FIG. 2 is a rear elevational view thereof;

FIG. 3 is a side elevational view;

FIG. 4 is a top plan view;

FIG. 5 is a bottom plan view; and

FIG. 6 is a fragmentary sectional view taken on line 6-6 of FIG. 1.



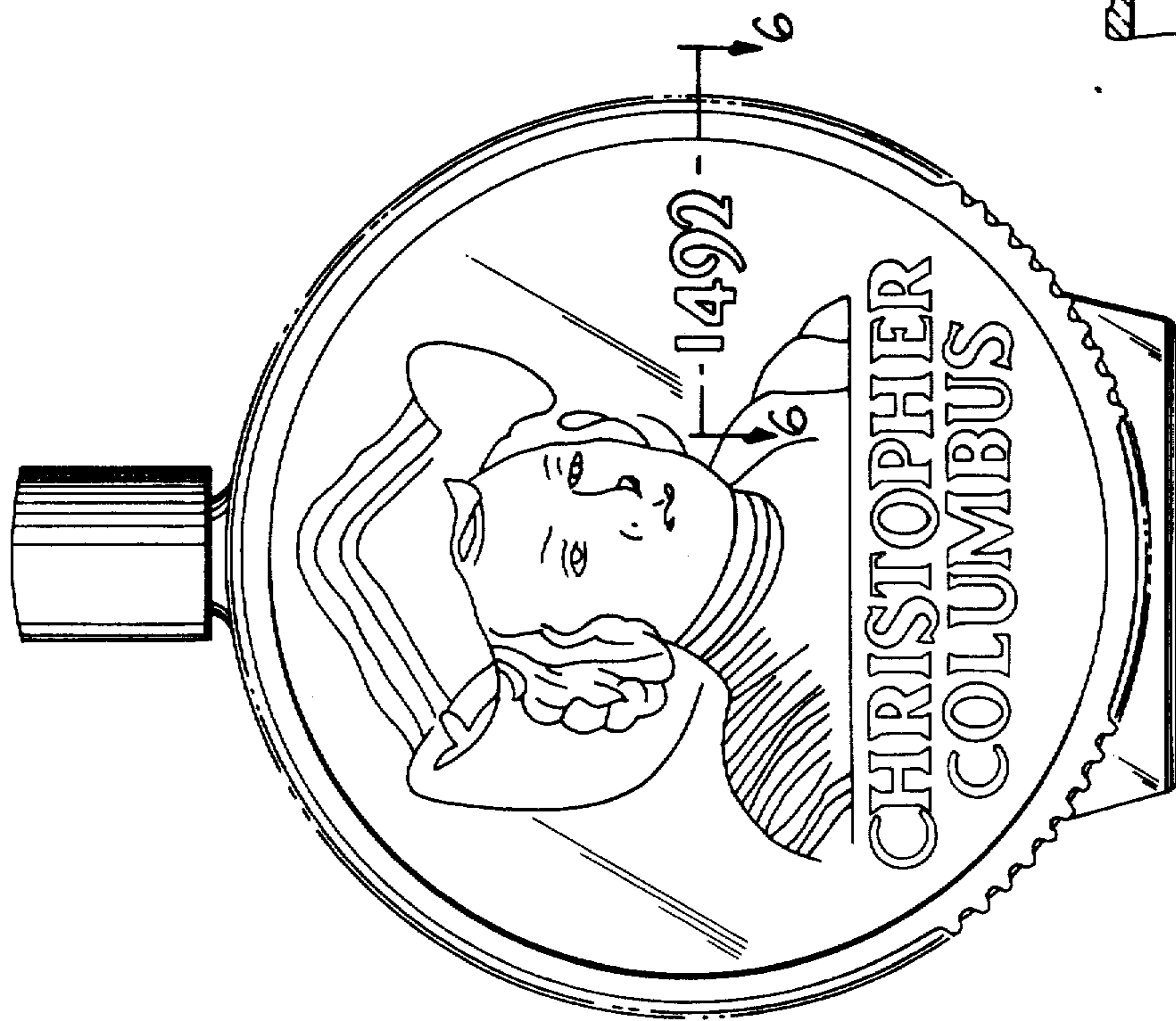


FIG. 1

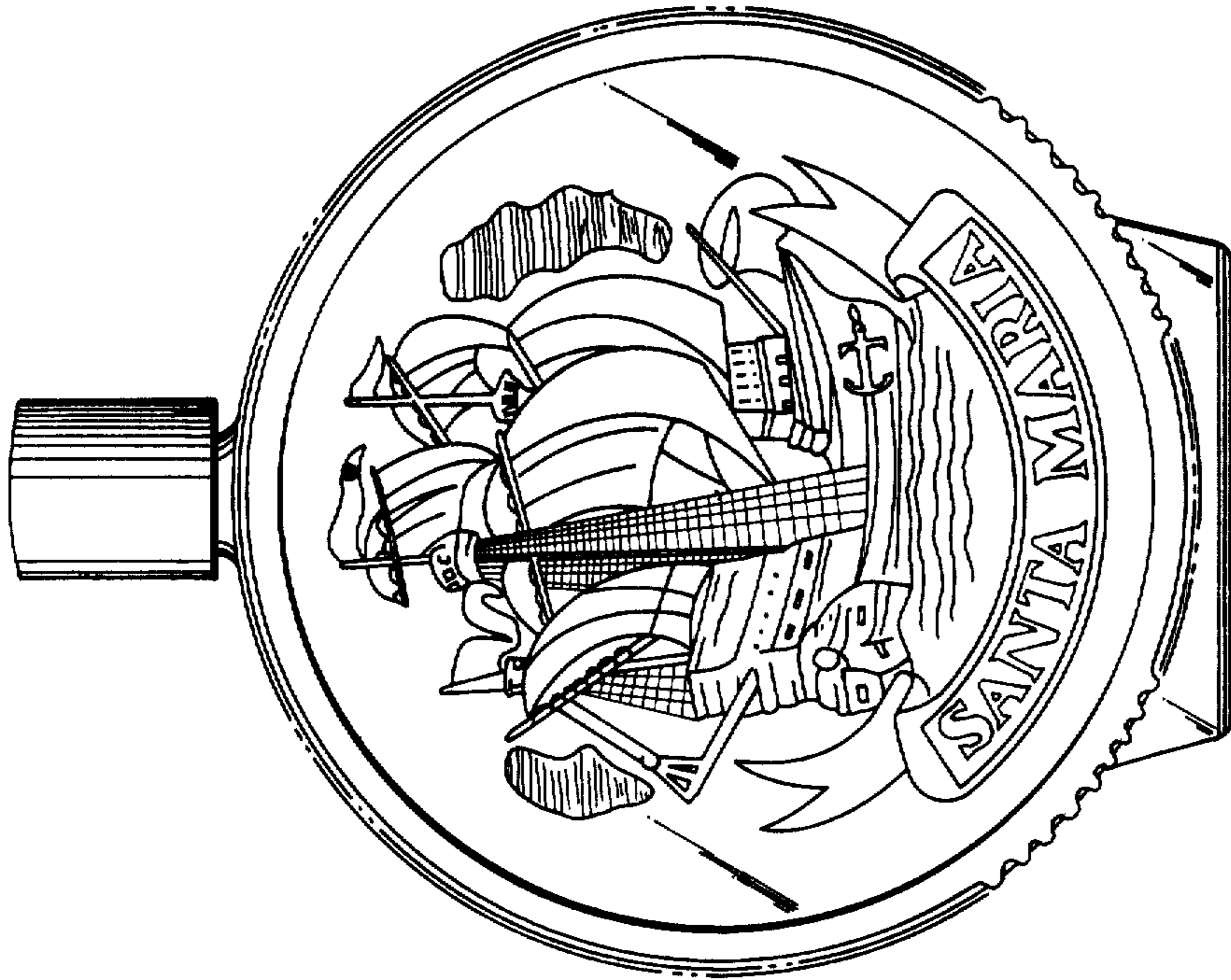


FIG. 2




FIG. 6




FIG. 3

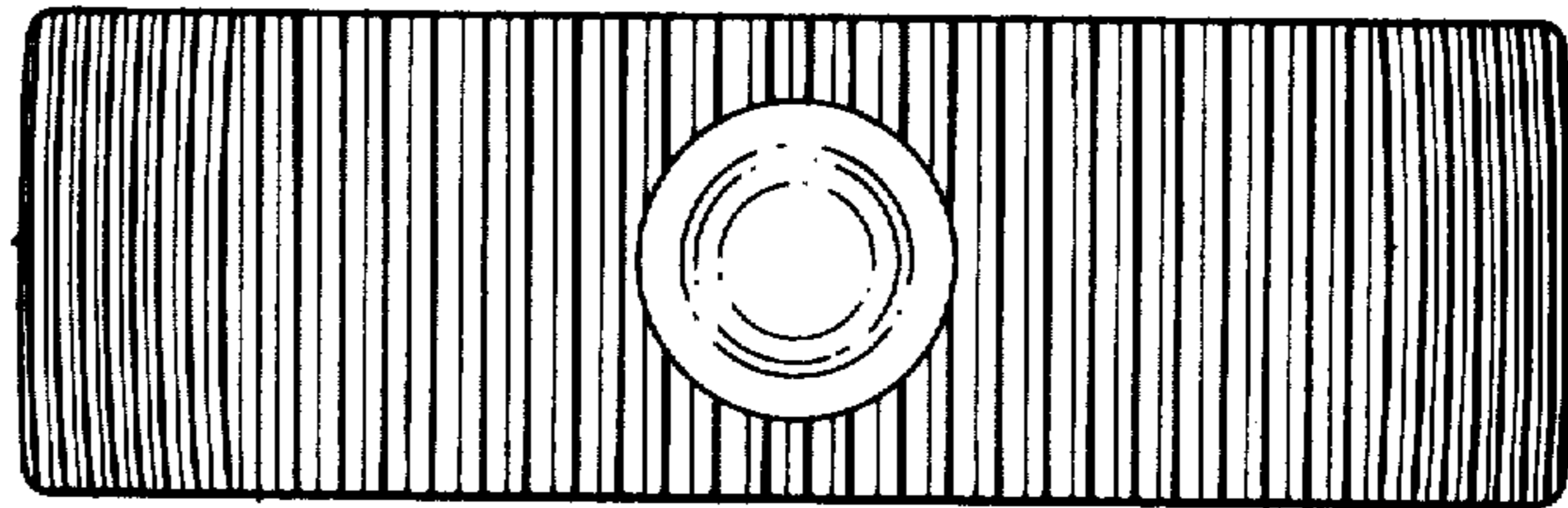


FIG. 4

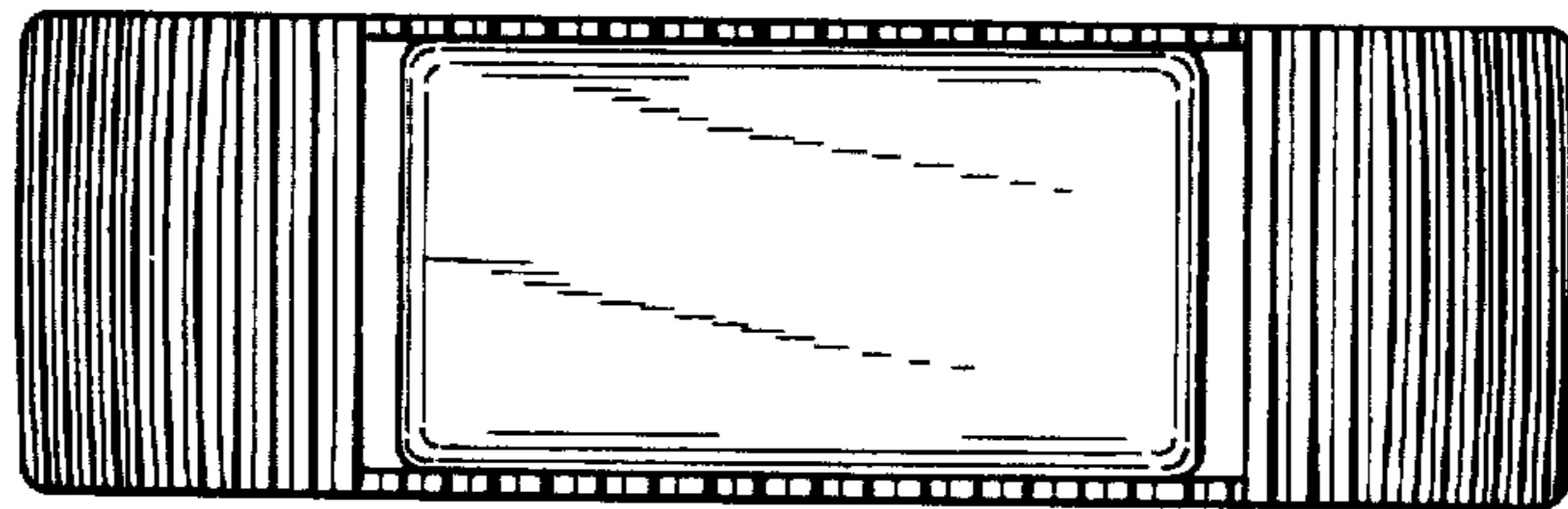


FIG. 5