

[54] SAW FRAME

[76] Inventor: Angus M. Crick, 111 Walker St., Ballarat 3350, Victoria, Australia

[\*\*] Term: 14 Years

[21] Appl. No.: 88,460

[22] Filed: Oct. 25, 1979

[30] Foreign Application Priority Data

May 1, 1979 [AU] Australia ..... 77730

[51] Int. Cl. .... D8-05

[52] U.S. Cl. .... D8/96

[58] Field of Search ..... D8/96; 145/33 R, 35 E, 145/108 R, 33 A

[56] References Cited

U.S. PATENT DOCUMENTS

D. 159,957 9/1950 Clemson ..... D8/96

D. 178,504 8/1956 Dreier ..... D8/96  
3,327,748 6/1967 Reuterfors ..... D8/96 X  
3,821,974 7/1974 Merrow ..... 145/33 R

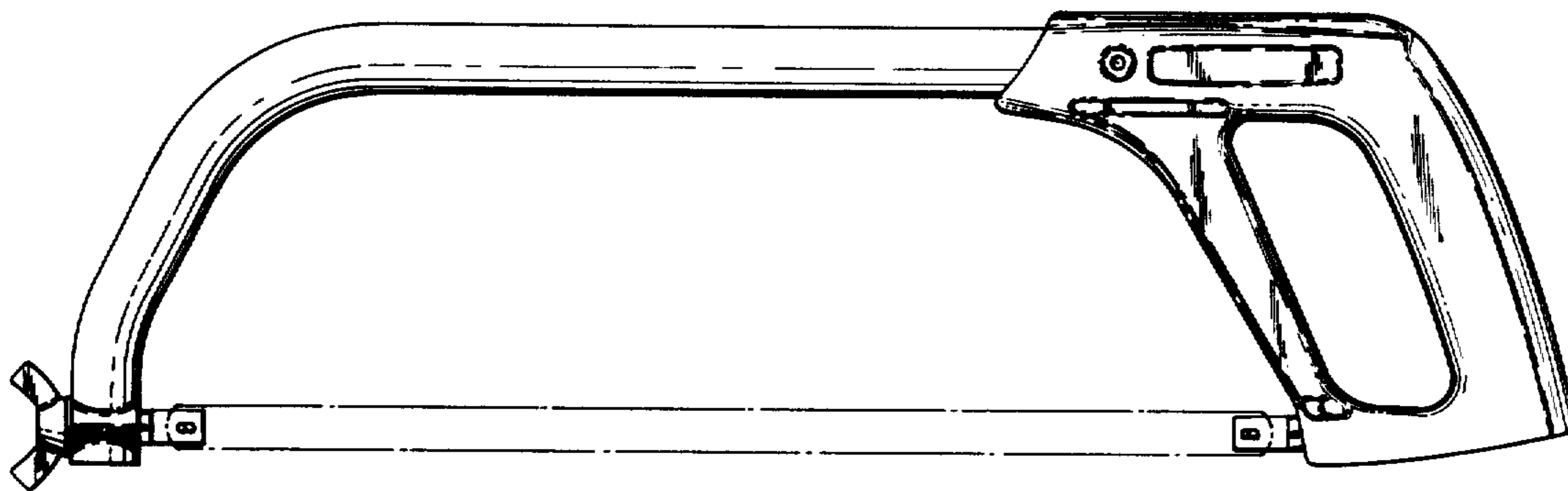
Primary Examiner—A. Hugo Word  
Attorney, Agent, or Firm—Cushman, Darby & Cushman

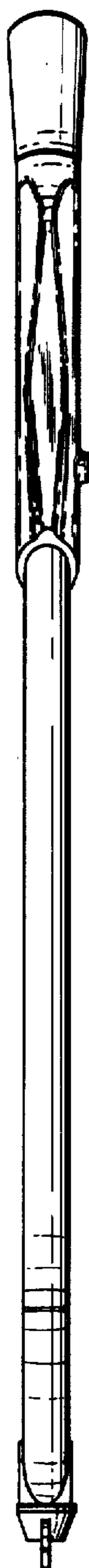
[57] CLAIM

The ornamental design for a saw frame, as shown and described.


DESCRIPTION

FIG. 1 is a top plan view of a saw frame incorporating the design;  
FIG. 2 is an underneath plan view;  
FIG. 3 is a side elevation;  
FIG. 4 is an end elevation view;  
FIG. 5 is the opposite end elevation view to that of FIG. 4; and  
FIG. 6 is a perspective view.  
The sawblade shown in dotted lines in FIGS. 3 and 6 is disclosed for illustrative purposes only.

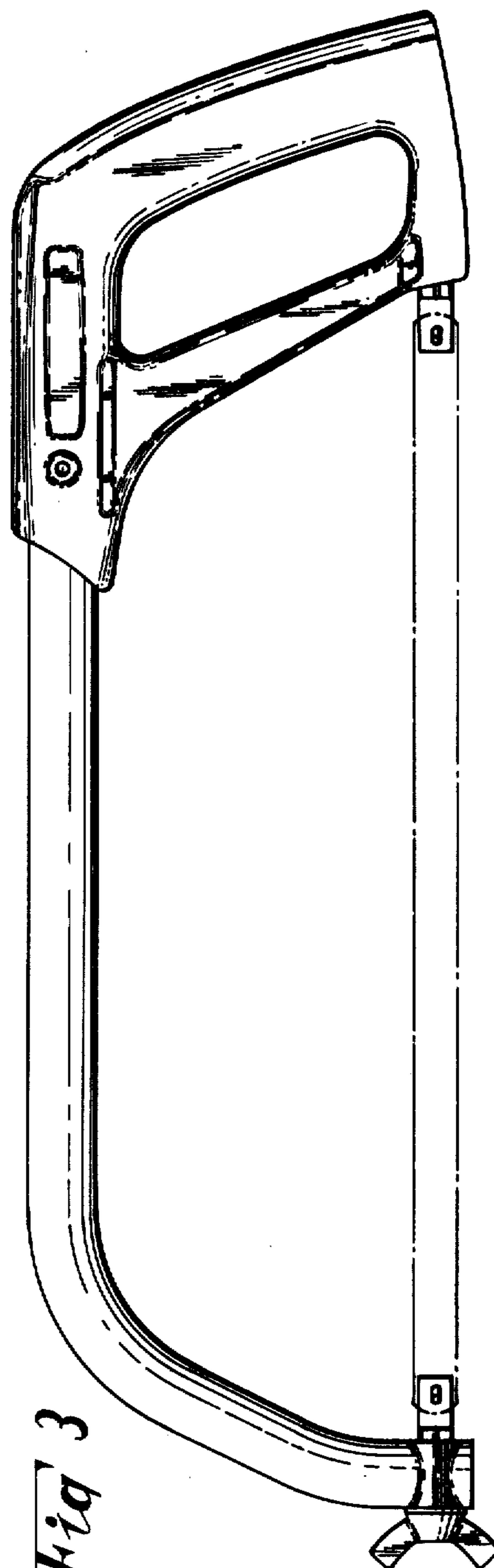





*Fig 1*



*Fig 2*



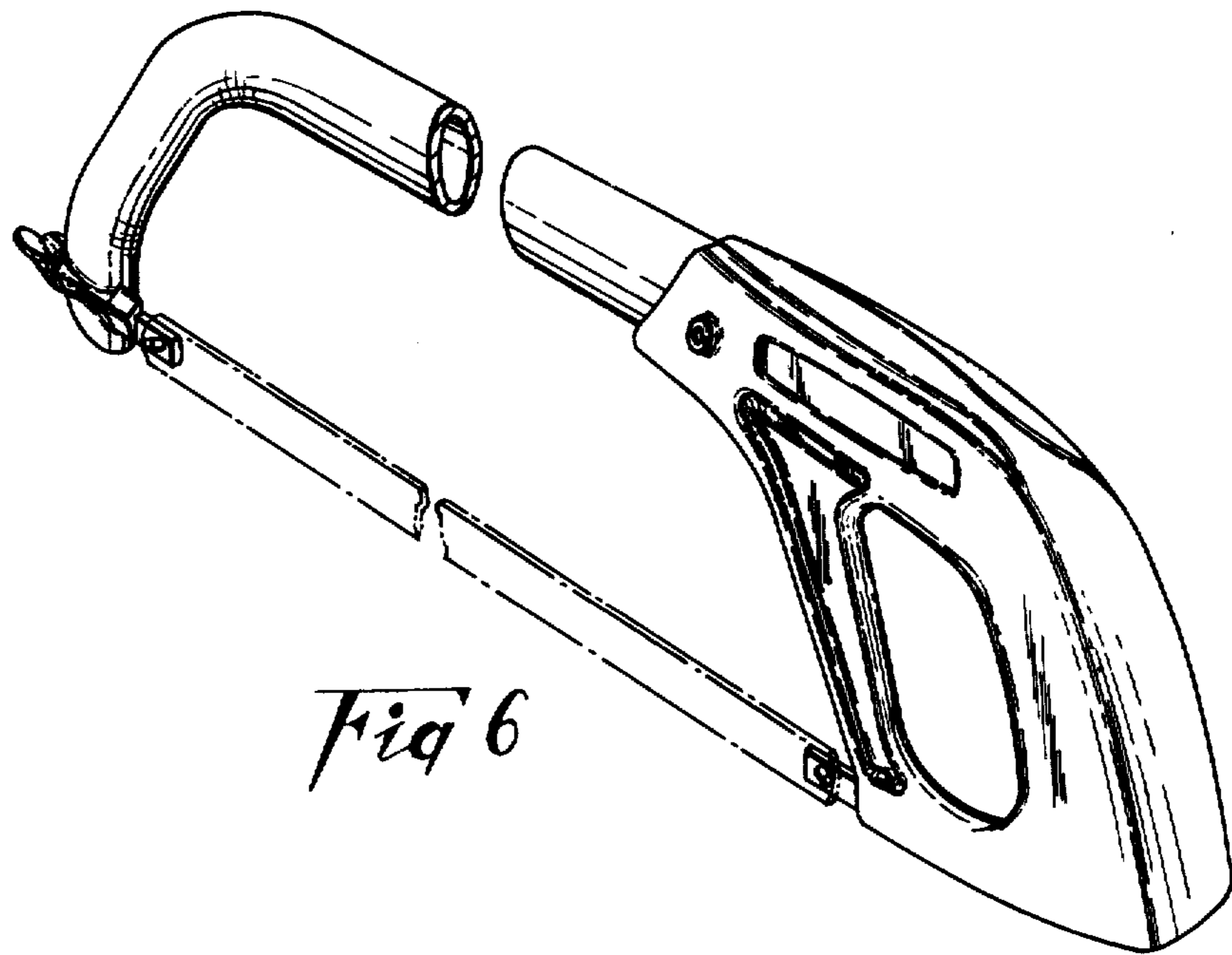
*Fig 3*



*Fig 4*



*Fig 5*



*Fig 6*