

[54] **COMBINED SHEET DISPLAY AND ROLLED SHEET HOLDER**

[76] **Inventor:** Carl N. Bryan, P.O. Box 325, Winter Haven, Fla. 33880

[**] **Term:** 14 Years

[21] **Appl. No.:** 105,284

[22] **Filed:** Dec. 19, 1979

[51] **Int. Cl.** D20-43

[52] **U.S. Cl.** D20/43; D6/114; D19/89

[58] **Field of Search** D19/75, 85, 86, 87, D19/89; D20/19, 39-43, 10; D9/337, 415, 418, 457; 40/10 D, 10 C, 19, 152, 611, 125 R; D6/114

[56] **References Cited**

U.S. PATENT DOCUMENTS

- D. 156,538 12/1949 Kingmon D19/89
- D. 161,864 2/1951 O'Donnell, Jr. D19/87

- D. 255,095 5/1980 Scalice D9/415
- D. 258,119 2/1981 du Cret D9/415
- 1,827,167 10/1931 Regan 40/611
- 3,156,055 11/1964 Hennessy, Jr. 40/19
- 3,874,103 4/1975 Muta 40/10 D

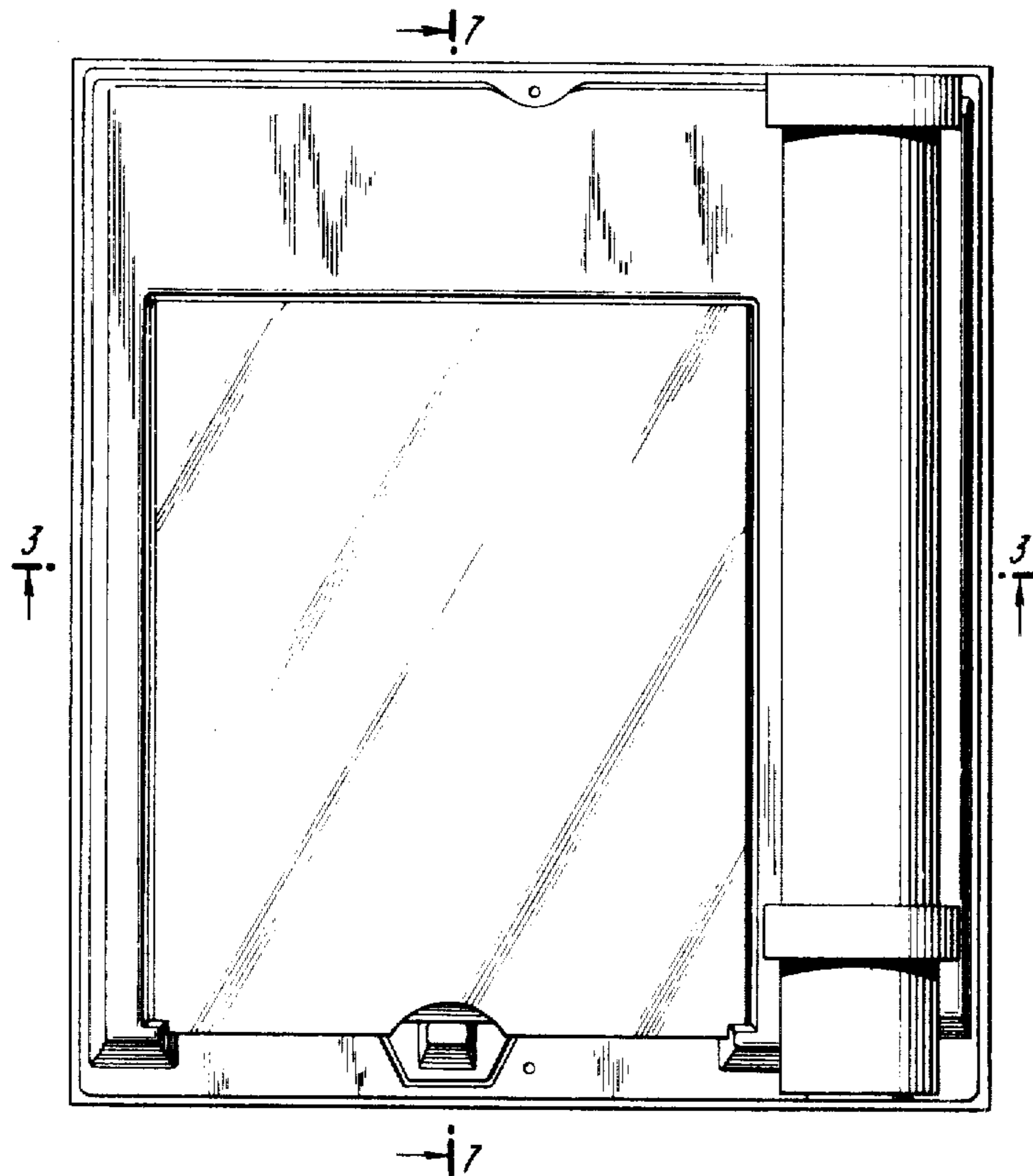
Primary Examiner—George P. Word
Attorney, Agent, or Firm—Lowe, King, Price & Becker

[57] **CLAIM**

The ornamental design for a combined sheet display and rolled sheet holder, as shown and described.

DESCRIPTION

FIG. 1 is a front elevational view of a combined sheet display and rolled sheet holder showing my new design; FIG. 2 is a rear elevational view; FIG. 3 is a cross-sectional view taken along line 3—3 of FIG. 1; FIG. 4 is a top plan view of FIG. 1; FIG. 5 is a bottom plan view thereof; FIG. 6 is a right side elevational view thereof; and FIG. 7 is a cross-sectional view taken along line 7—7 of FIG. 1.



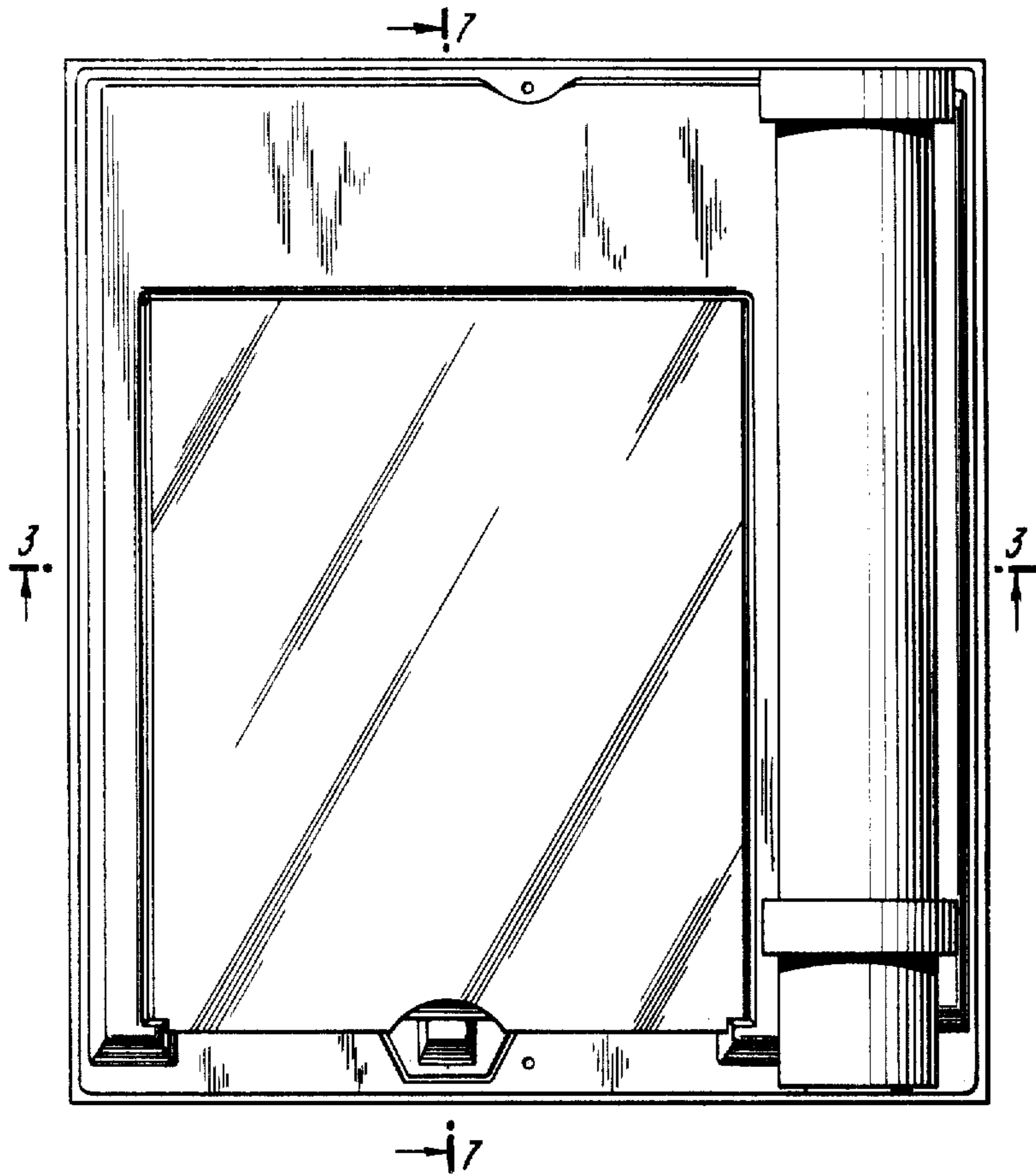


FIG. 1

FIG. 2

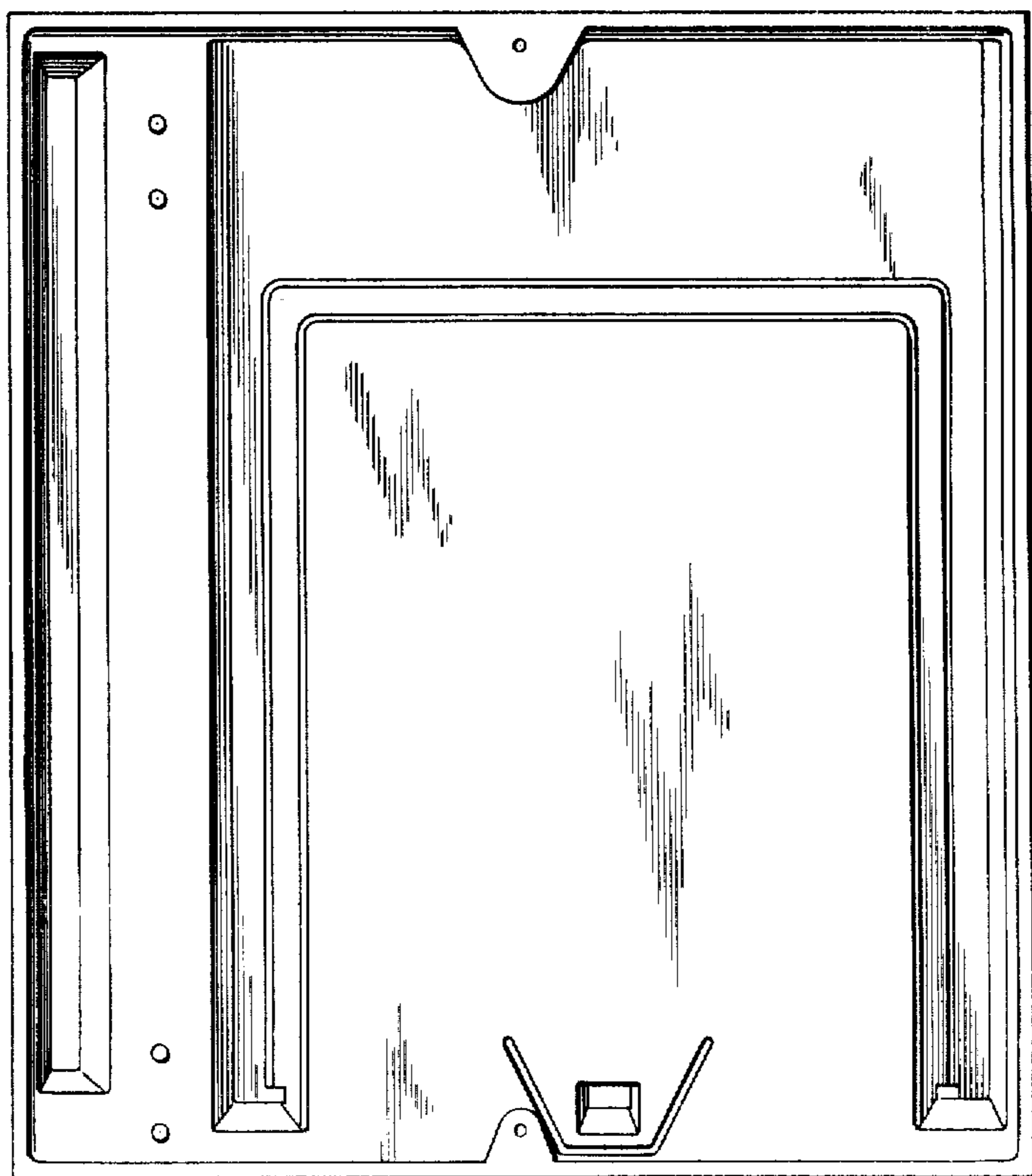


FIG. 3





FIG. 4

FIG. 5




FIG. 6




FIG. 7

