

[54] STEAM PROCESSOR

[76] Inventors: Paul Lovejoy, 7450 Sherwood Dr., Mentor, Ohio 44060; David S. Schwerzler, 8750 N. Spring Valley, Chagrin Falls, Ohio 44022

[**] Term: 14 Years

[21] Appl. No.: 73,276

[22] Filed: Sep. 7, 1979

[51] Int. Cl. D15-08; D7-02

[52] U.S. Cl. D15/104; D7/128

[58] Field of Search D15/104, 108; D7/85, D7/86, 117-120, 128; 99/467-475; 126/20, 369, 33; 219/401, 10.55 R, 10.55 B

[56] References Cited

U.S. PATENT DOCUMENTS

- D. 182,084 2/1958 Sandin D7/120
- D. 234,667 4/1975 Linder D7/128

- 3,321,604 5/1967 Stecca et al. 219/10.55 B
- 3,604,895 9/1971 MacKay 219/401
- 3,884,213 5/1975 Smith 99/473
- 4,011,805 3/1977 Vegh et al. 99/474
- 4,227,062 10/1980 Payne et al. 210/10.55 R

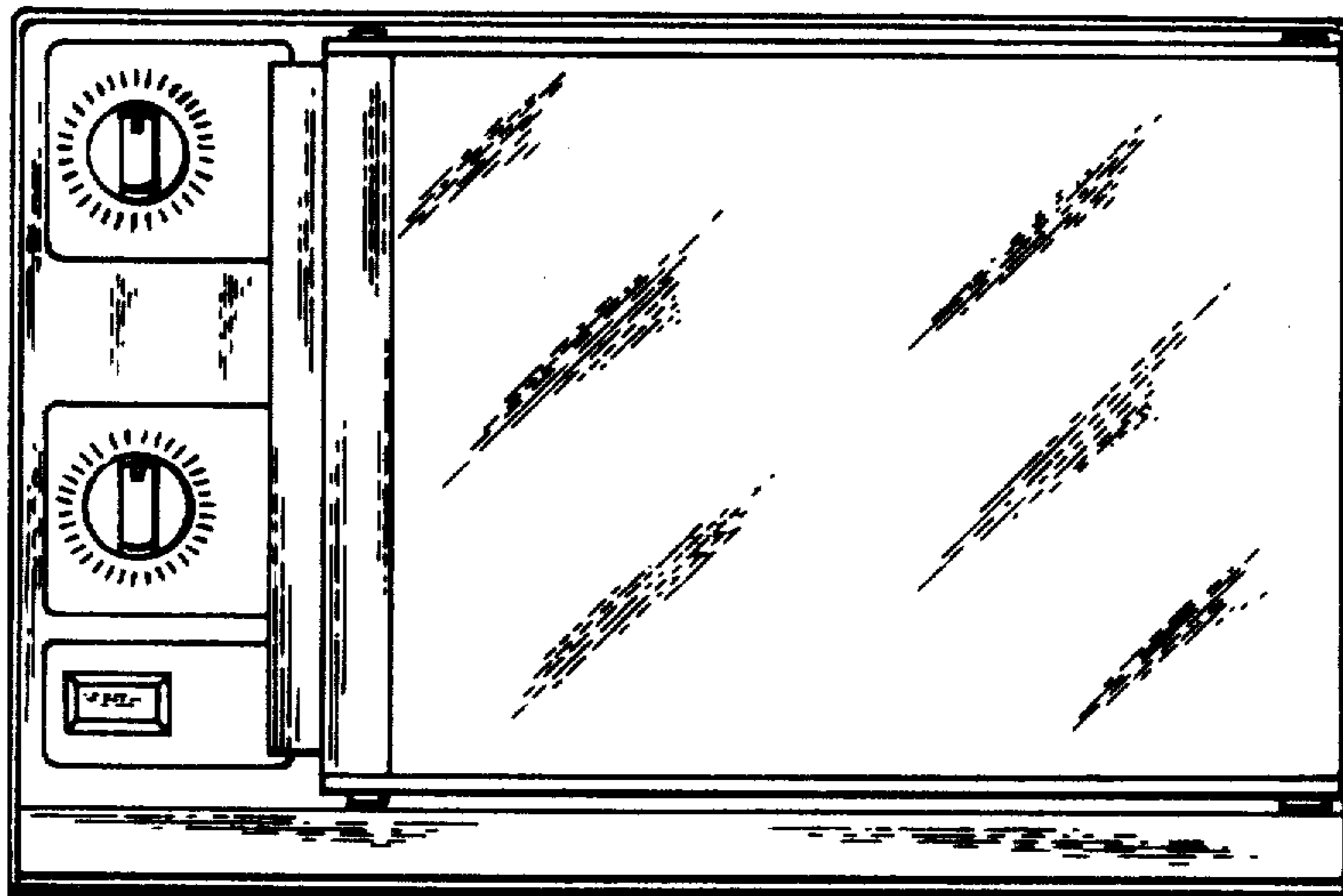
Primary Examiner—Peter M. Caun
Attorney, Agent, or Firm—Watts, Hoffmann, Fisher & Heinke Co.

[57] CLAIM

The ornamental design for a steam processor, as shown.

DESCRIPTION

FIG. 1 is a front elevation view of the steam processor showing our design;
FIG. 2 is a top plan view thereof;
FIG. 3 is a side elevation view looking from the left side of FIG. 1;
FIG. 4 is a rear elevation view thereof;
FIG. 5 is a bottom view thereof; and
FIG. 6 is a side elevation view looking from the right side of FIG. 1.






FIG. 1

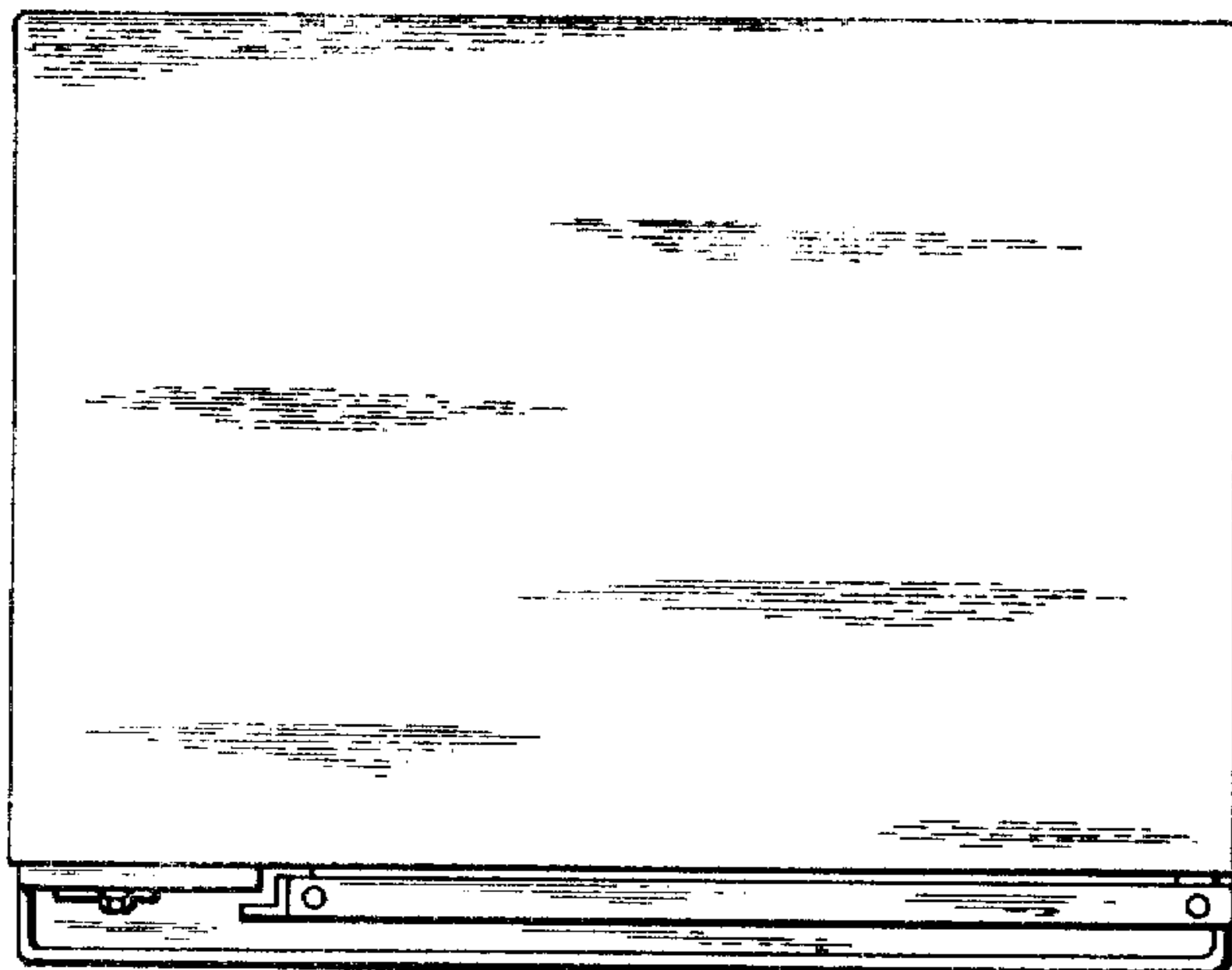


FIG. 2




FIG. 3




FIG. 4




FIG. 5




FIG. 6