

[54] COUNTER

[76] Inventors: James L. Buchanan; Lloyd A. Dye, both of 7701 E. Kellogg, Ste. 270, Wichita, Kans. 67207

[\*\*] Term: 14 Years

[21] Appl. No.: 12,316

[22] Filed: Feb. 15, 1979

[51] Int. Cl. .... D6—03

[52] U.S. Cl. .... D6/144; D6/151; D6/153; D6/154

[58] Field of Search ..... D6/144, 151, 153, 154, D6/181, 186, 157; 312/140.1

[56] References Cited

U.S. PATENT DOCUMENTS

- D. 106,317 10/1937 Mont ..... D6/144
- D. 129,924 10/1941 Lowther ..... D6/157

- D. 139,893 1/1945 Roberts et al. .... D6/144
- D. 170,629 10/1953 Davenport ..... D6/151
- D. 244,570 6/1977 Taylor ..... D6/151
- D. 250,865 1/1979 Finch ..... D6/144


Primary Examiner—B. J. Bullock  
Attorney, Agent, or Firm—John H. Widdowson

[57] CLAIM

The ornamental design for a counter, is substantially as shown and described.

DESCRIPTION

FIG. 1 is a front elevational view of a counter showing our new design;  
 FIG. 2 is a top view of same;  
 FIG. 3 is a rear view of same;  
 FIG. 4 is an end view taken from the left of FIG. 1; and  
 FIG. 5 is an opposite end view taken from the right of FIG. 1.  
 FIG. 6 is a perspective view taken from the right rear and slightly above the counter.






FIG. 1

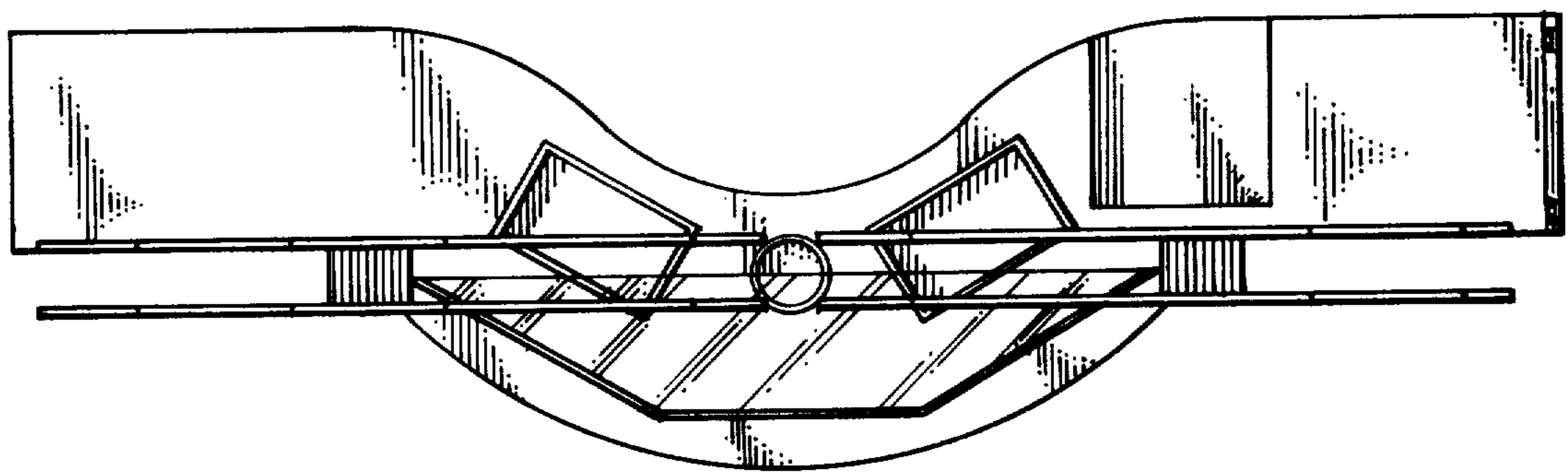


FIG. 2




FIG. 3

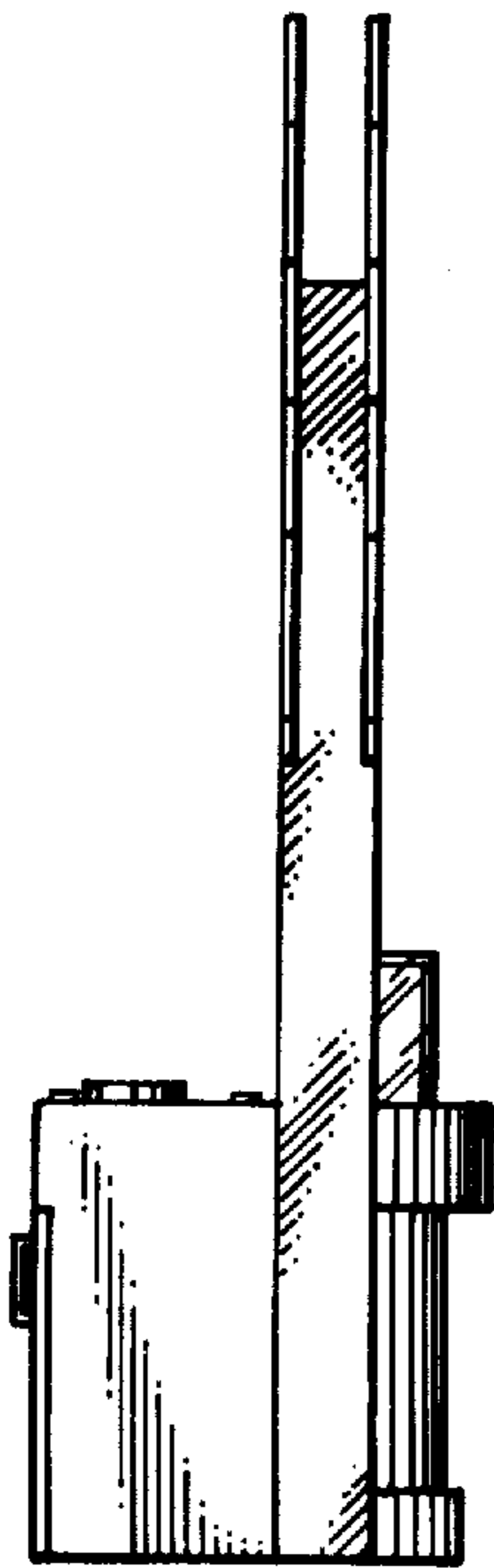


FIG. 4

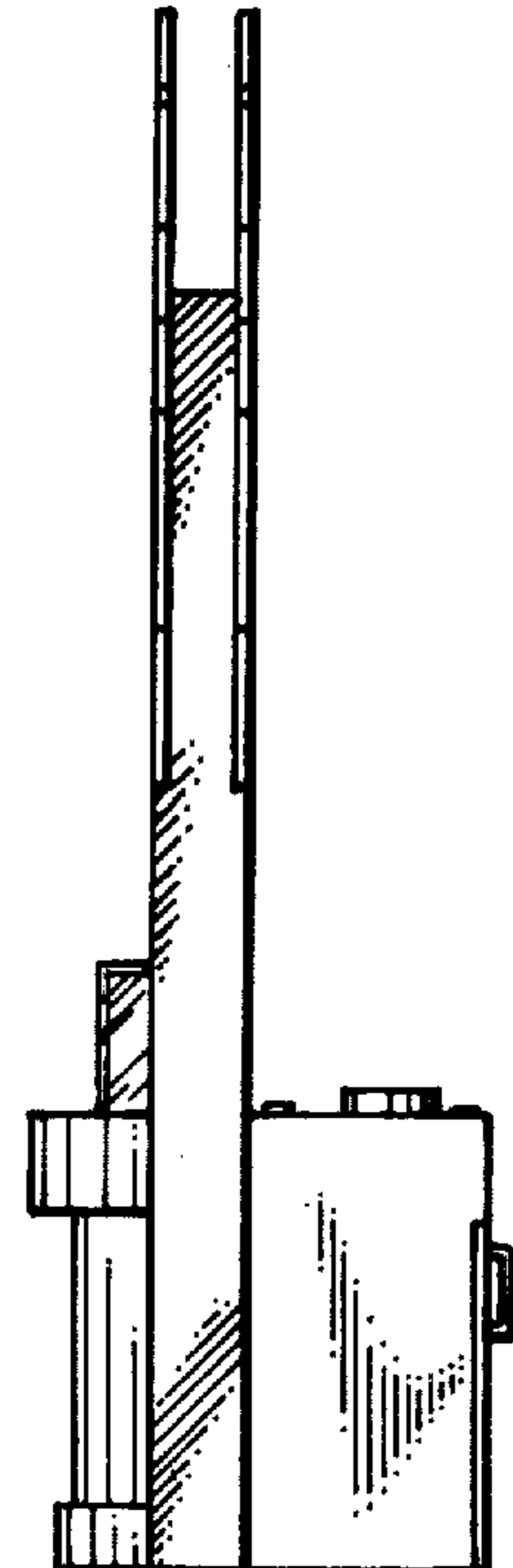


FIG. 5






FIG. 6