

[54] COMBINED TOILET SEAT AND COVER, OR SIMILAR ARTICLE

[75] Inventor: Mogens Boyter, Egå, Denmark

[73] Assignee: Dansk Pressalit A/S, Arhus, Denmark

[**] Term: 14 Years

[21] Appl. No.: 55,724

[22] Filed: Jul. 9, 1979

[30] Foreign Application Priority Data

Feb. 8, 1979 [DK] Denmark 111/79

[51] Int. Cl. D23-02

[52] U.S. Cl. D23/11

[58] Field of Search D23/71; 4/234-240

[56] References Cited

U.S. PATENT DOCUMENTS

D. 169,590	5/1953	Hauser	D23/71
D. 240,038	5/1976	Colani	D23/71
D. 254,684	4/1980	Boyter	D23/71
D. 256,387	8/1980	Lond, Jr.	D23/71
2,966,686	1/1961	Beneke, Jr.	4/234
3,340,546	9/1967	Moore et al.	4/239
3,790,969	2/1974	Waldon	4/236
3,820,175	6/1974	Waldon	4/236

3,921,235	11/1975	O'Neil	4/234
4,155,127	5/1979	Seiderman	4/234

OTHER PUBLICATIONS

Hardware Age, Sep. 3, 1964, p. 264, top item.
Houseware's Review, Jul. 1961, p. 136.

Primary Examiner—James R. Largen
Attorney, Agent, or Firm—Ladas & Parry

[57] CLAIM

The ornamental design for a combined toilet seat and cover, or similar article, as shown and described.

DESCRIPTION

FIG. 1 is a perspective view taken from the top, rear and left side of a combined toilet seat and cover, or similar article showing my new design;
FIG. 2 is a perspective view taken from the top, front and left side thereof, with the cover in an open position;
FIG. 3 is a top plan view of FIG. 1;
FIG. 4 is a left side elevational view of FIG. 1, the right side being a mirror image of the left side shown;
FIG. 5 is a front elevational view of FIG. 1;
FIG. 6 is a rear elevational view of FIG. 1;
FIG. 7 is a left side elevational view of seat portion thereof, the right side being a mirror image of the left side shown; and
FIG. 8 is a front elevational view of FIG. 7.




Fig. 1

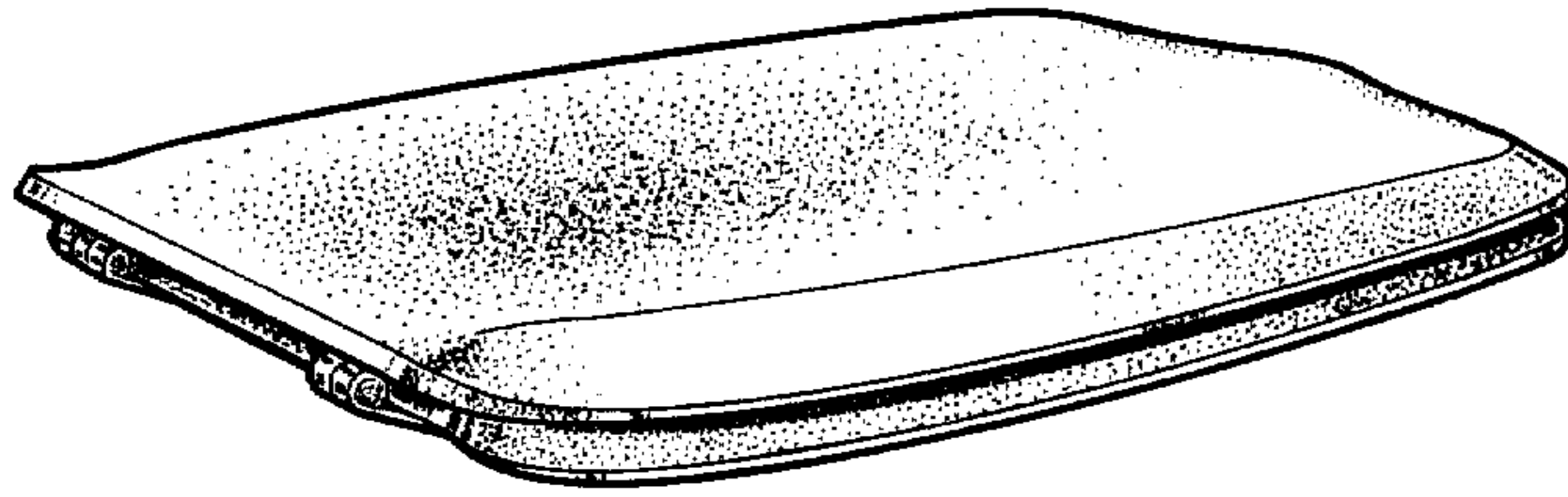


Fig. 2

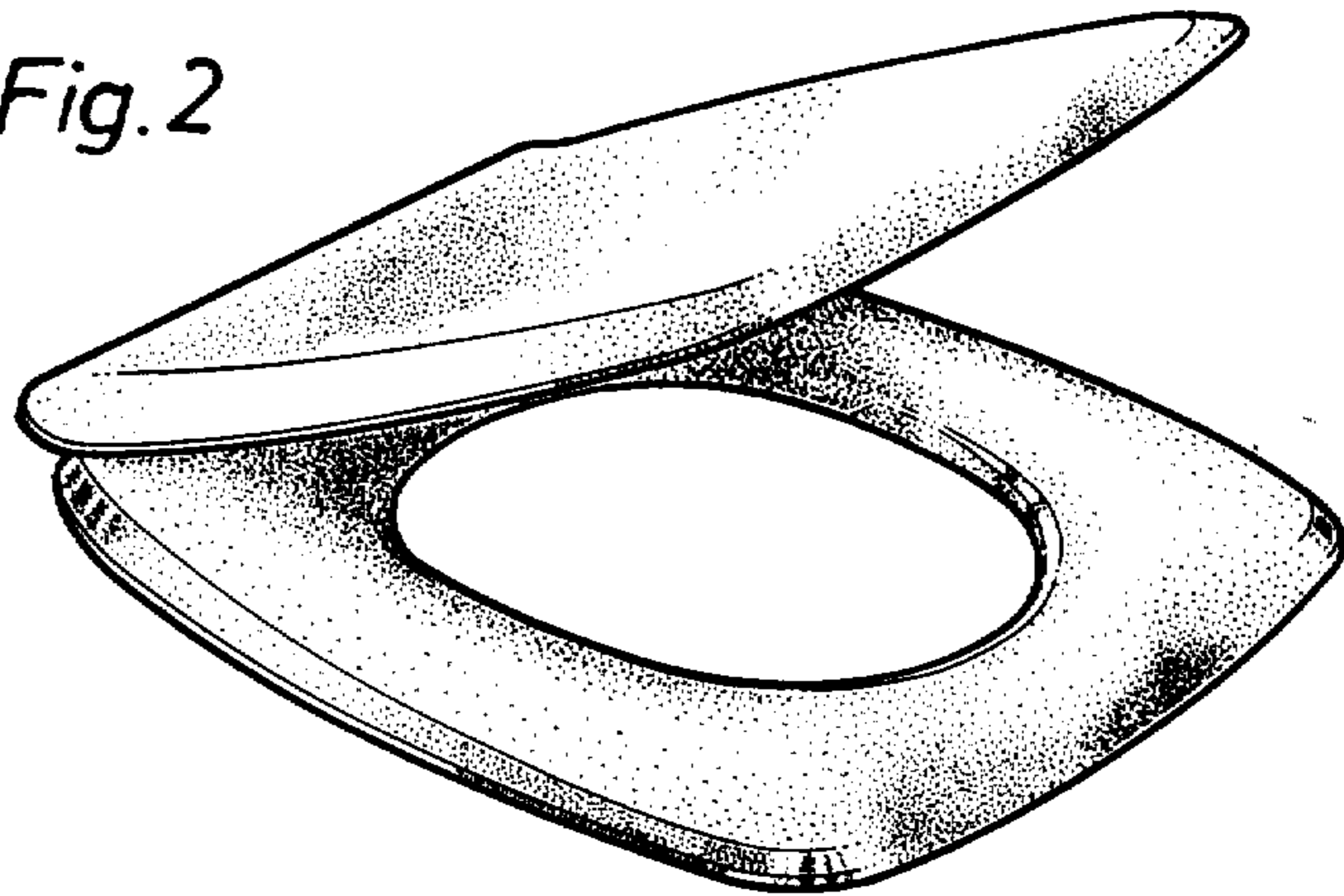


Fig. 3

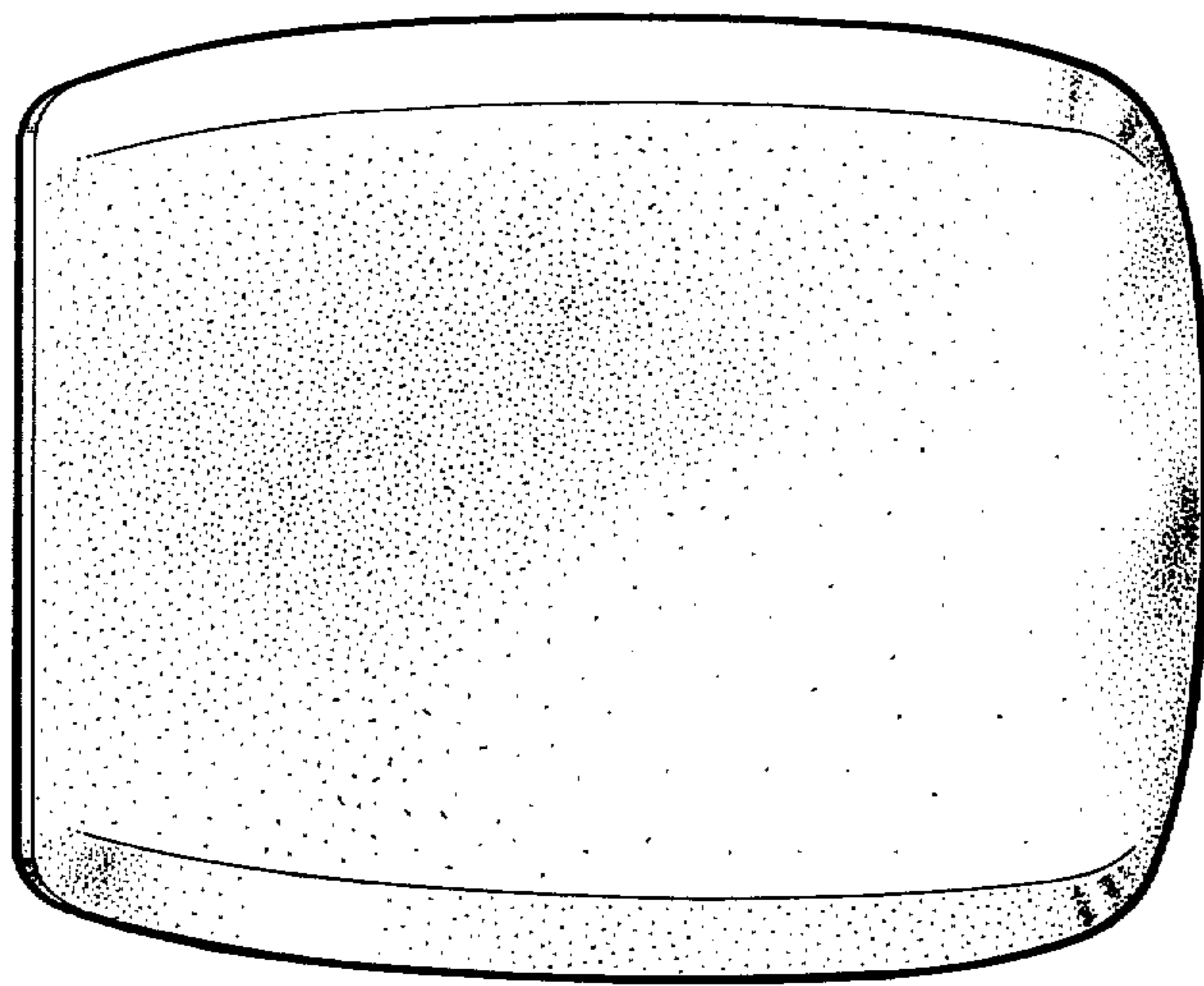


Fig. 4




Fig. 5




Fig. 6




Fig. 7



Fig. 8

