

[54] KINETIC SCULPTURE

266667 5/1950 Switzerland ..... 46/131  
135336 6/1919 United Kingdom ..... D21/102

[76] Inventor: **Hidetoshi Matsui**, 6, Imazunaka  
3-chome, Tsurumi-ku, Osaka 538,  
Japan

[\*\*] Term: **14 Years**

[21] Appl. No.: **51,891**

[22] Filed: **Jun. 25, 1979**

[30] Foreign Application Priority Data

May 25, 1979 [JP] Japan ..... 54-21556

[51] Int. Cl. .... **D21-01**

[52] U.S. Cl. .... **D21/102; D11/141;  
D11/162; D21/160**

[58] Field of Search ..... **D11/141, 162; D21/62,  
D21/102, 160; 46/131, 155**

[56] References Cited

U.S. PATENT DOCUMENTS

D. 228,081 8/1973 Baksai ..... D11/141 X

FOREIGN PATENT DOCUMENTS

557381 8/1923 France ..... 46/155

OTHER PUBLICATIONS

*Gifts & Decorative Accessories*, Dec. 1977, p. 281—Pen-  
guin at upper right.

Primary Examiner—Louis S. Zarfes  
Attorney, Agent, or Firm—Pravel, Gambrell, Hewitt,  
Kirk, Kimball & Dodge

[57] CLAIM

The ornamental design for kinetic sculpture, as shown  
and described.

DESCRIPTION

FIG. 1 is a front elevational view of a kinetic sculpture  
showing my new design;  
FIG. 2 is an elevational view looking from the right of  
FIG. 1;  
FIG. 3 is a rear elevational view;  
FIG. 4 is an elevational view looking from the left of  
FIG. 1;  
FIG. 5 is a top plan view;  
FIG. 6 is a bottom plan view; and  
FIG. 7 is a perspective view of the kinetic sculpture.




FIG. 1




FIG. 2

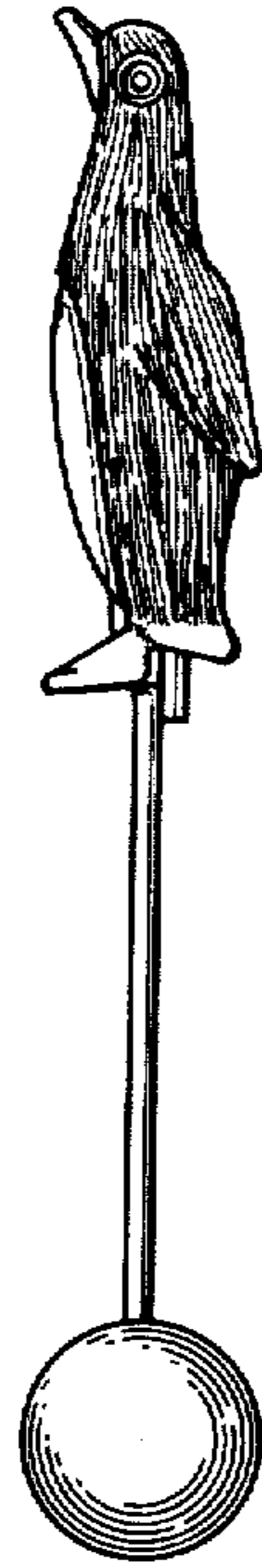


FIG. 3

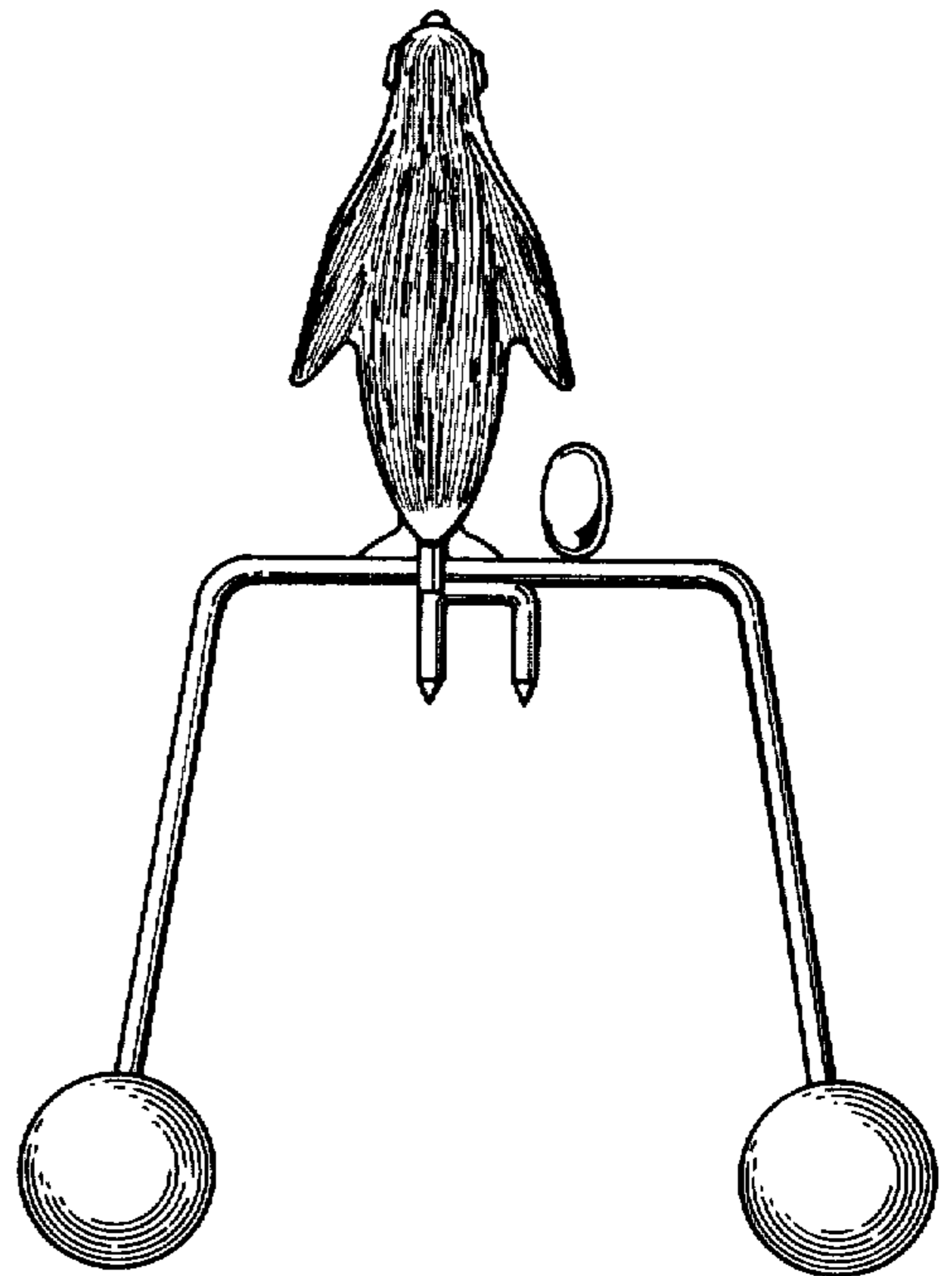


FIG. 4

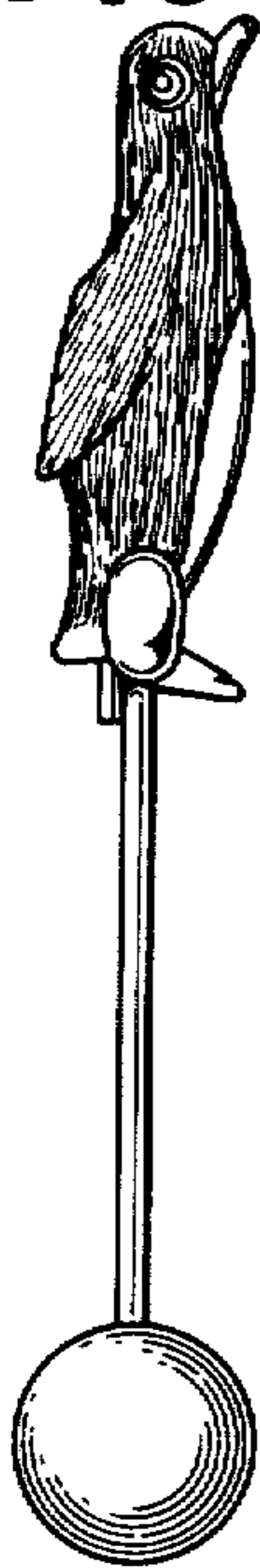


FIG. 5

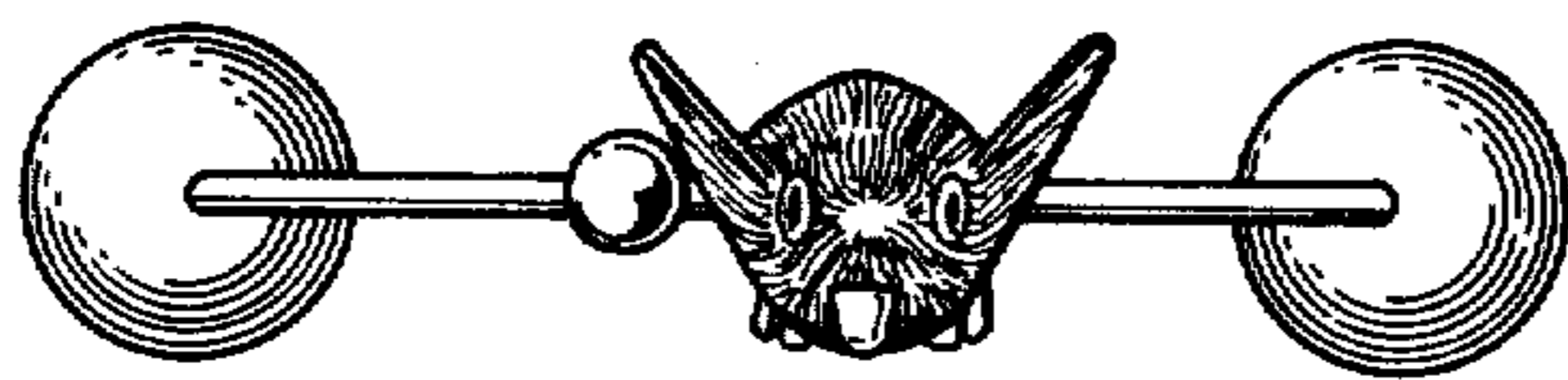


FIG. 6




FIG. 7

