

[54] COMBINED RADIO AND HEADBAND

[76] Inventors: Robert S. Bulmash, 29 W. 382 White Oak Dr., Warrenville, Ill. 60555; Robert A. Comm, 1538 California, Elk Grove Village, Ill. 60007

[**] Term: 14 Years

[21] Appl. No.: 178,969

[22] Filed: Aug. 18, 1980

Related U.S. Application Data

[62] Division of Ser. No. 912,569, Jun. 5, 1978, Pat. No. Des. 258,433.

[51] Int. Cl. D14-03; D2-03

[52] U.S. Cl. D14/70; D2/230; D14/68

[58] Field of Search D14/68-70; D2/230, 378; D10/32, 38, 132, 31; 2/171, DIG. 6

[56] References Cited

U.S. PATENT DOCUMENTS

D. 250,761 1/1979 Vong D14/70 X
3,747,171 7/1973 Montague D10/32

FOREIGN PATENT DOCUMENTS

597852 4/1978 Switzerland 2/DIG. 6

OTHER PUBLICATIONS

European Jeweler, 10-72, p. 127, left Watches. Velcro Corp., N.Y., Advertising Sheet Titled "Velcro Fastens Everything Better", top left item, National Electric Britespot Headband.

Primary Examiner—Jane E. Corrigan
Attorney, Agent, or Firm—August E. Roehrig, Jr.

[57] CLAIM

The ornamental design for a combined radio and headband, substantially as shown and described.

DESCRIPTION

FIG. 1 is a perspective view of a combined radio and headband showing my new design as it would appear on the head of a wearer;

FIG. 2 is a front elevational view of the combined radio and headband with parts of the headband shown as broken away for convenience of illustration;


FIG. 3 is a bottom plan view thereof;

FIG. 4 is a top plan view thereof;

FIG. 5 is a rear elevational view thereof; and

FIG. 6 is a left side elevation view, the right side being a mirror image thereof.

The pattern partially shown on the front radio speaker, the headband and the pile fastening strips is continuous within the respective areas.



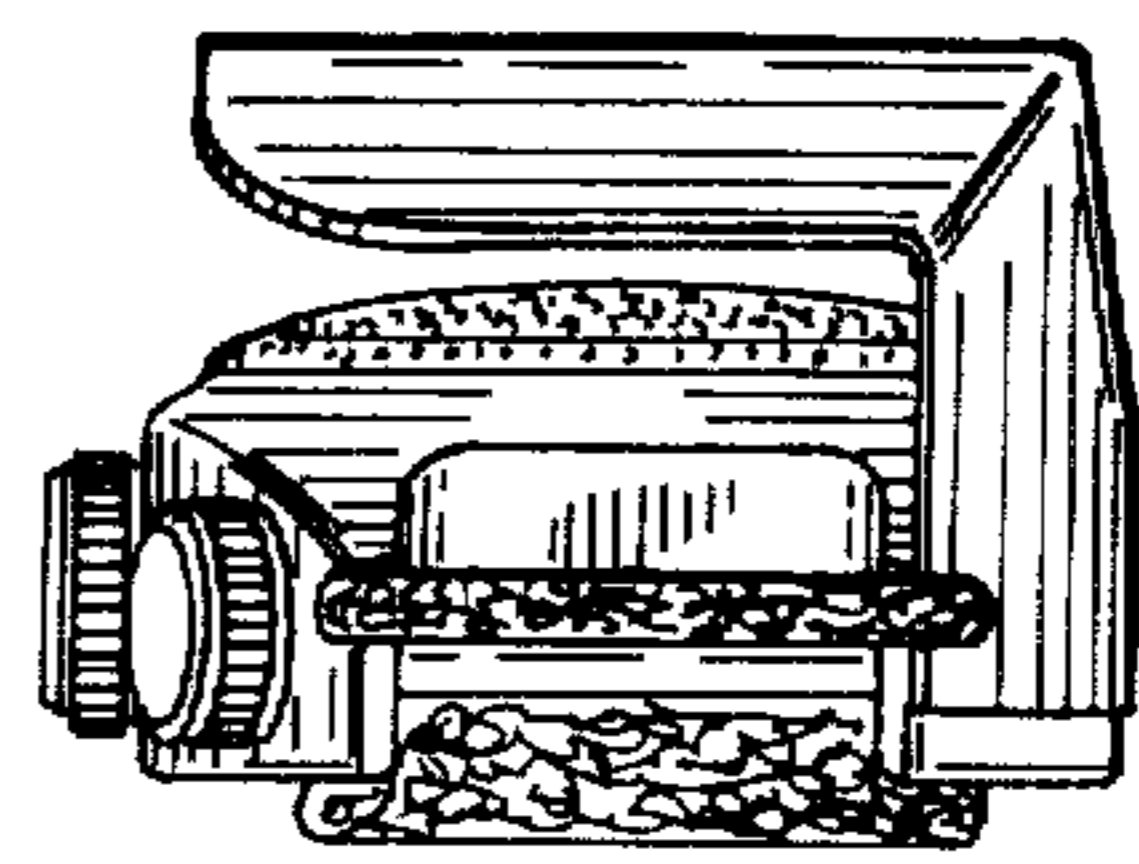
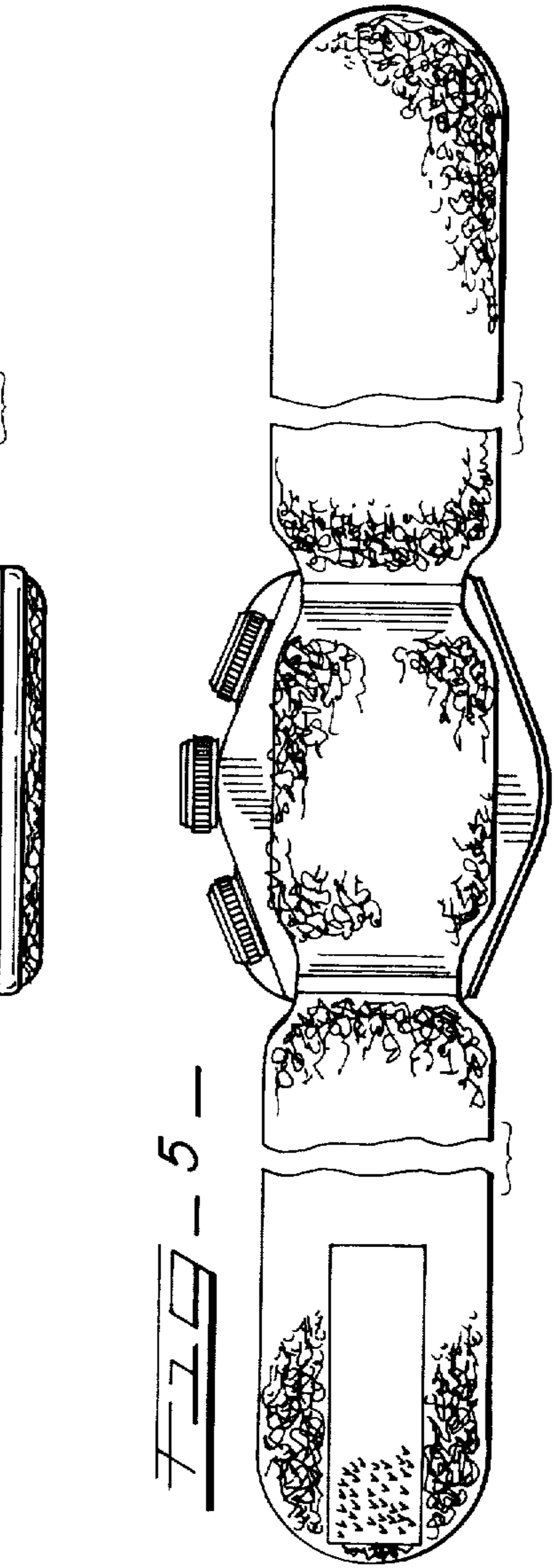
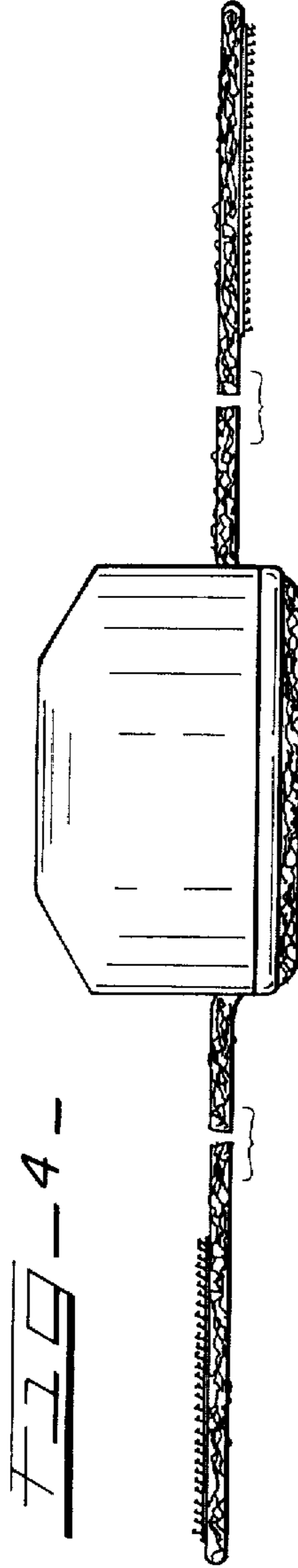
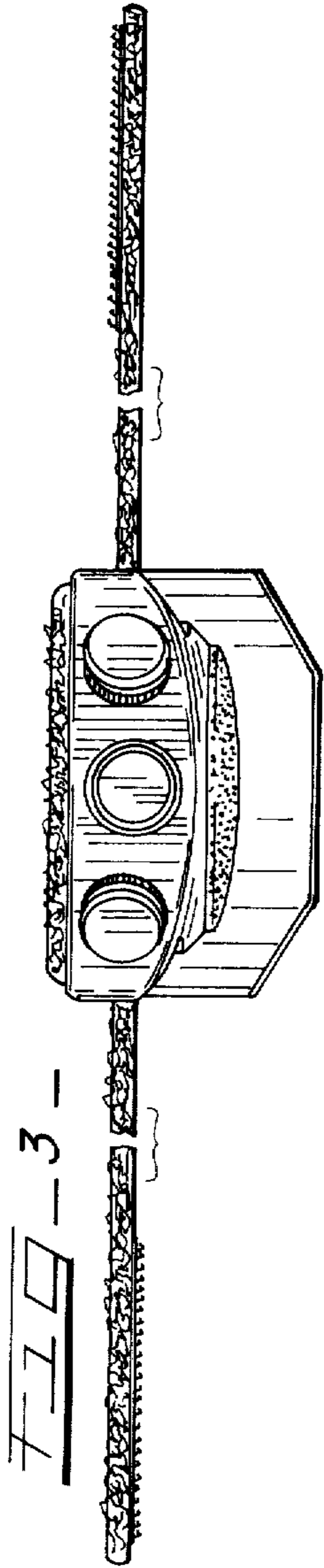
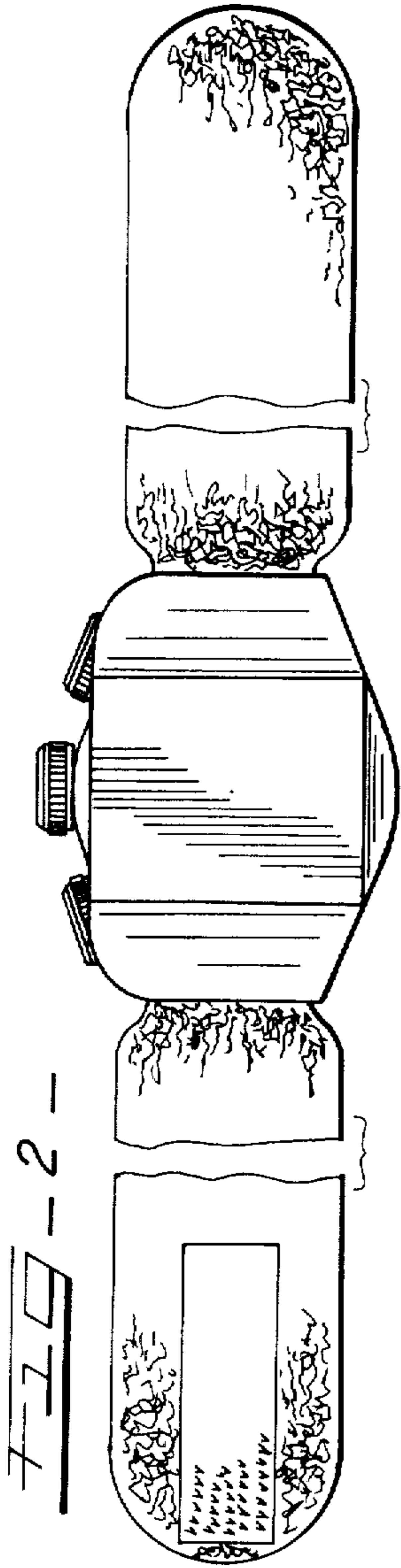
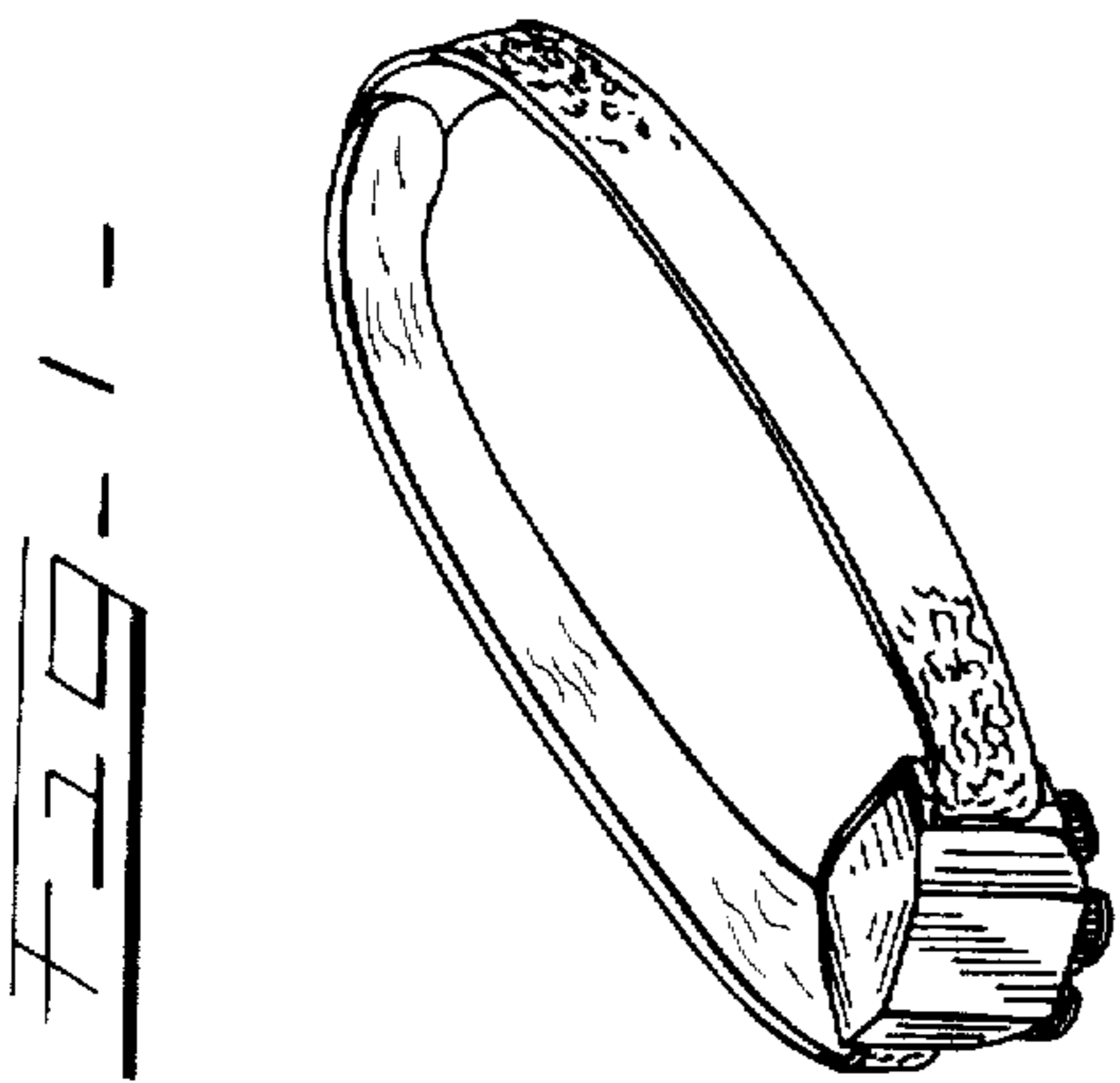


FIG. 6 -