

[54] **HOLDER FOR TISSUE DISPENSER**

[76] Inventors: **James L. Ortiz**, 1817 Random Dr., Anaheim, Calif. 92804; **Kimberly A. Ortiz-Bird**, 8119 E. Woodsboro, Anaheim, Calif. 92807

[\*\*] Term: **14 Years**

[21] Appl. No.: **62,786**

[22] Filed: **Aug. 1, 1979**

[51] Int. Cl. .... **D6-06**

[52] U.S. Cl. .... **D6/98; D6/96; D6/113**

[58] **Field of Search** .... **D6/96-98, D6/113; D3/30; 221/45, 46, 282; 211/49 D; 150/52 D**

[56] **References Cited**

**U.S. PATENT DOCUMENTS**

D. 135,097 2/1943 Lyons ..... D6/98

D. 203,869 2/1966 Paris ..... D6/98  
D. 217,982 7/1978 Stewart ..... D6/98  
2,287,581 6/1942 Walker ..... 150/52 D  
3,628,691 12/1971 Hillman ..... 221/45

*Primary Examiner*—B. J. Bullock  
*Attorney, Agent, or Firm*—Harvey C. Nienow

[57] **CLAIM**

The ornamental design for a holder for tissue dispenser, as shown and described.

**DESCRIPTION**

FIG. 1 is an enlarged perspective view of a tissue dispenser showing our new design, the textural pattern which is partially shown is understood to repeat uniformly throughout the design;  
FIG. 2 is a side elevational view thereof;  
FIG. 3 is a top plan view thereof;  
FIG. 4 is a front elevational view thereof;  
FIG. 5 is a rear elevational view thereof; and  
FIG. 6 is a bottom plan view thereof.




FIG. 1





FIG. 2

FIG. 4

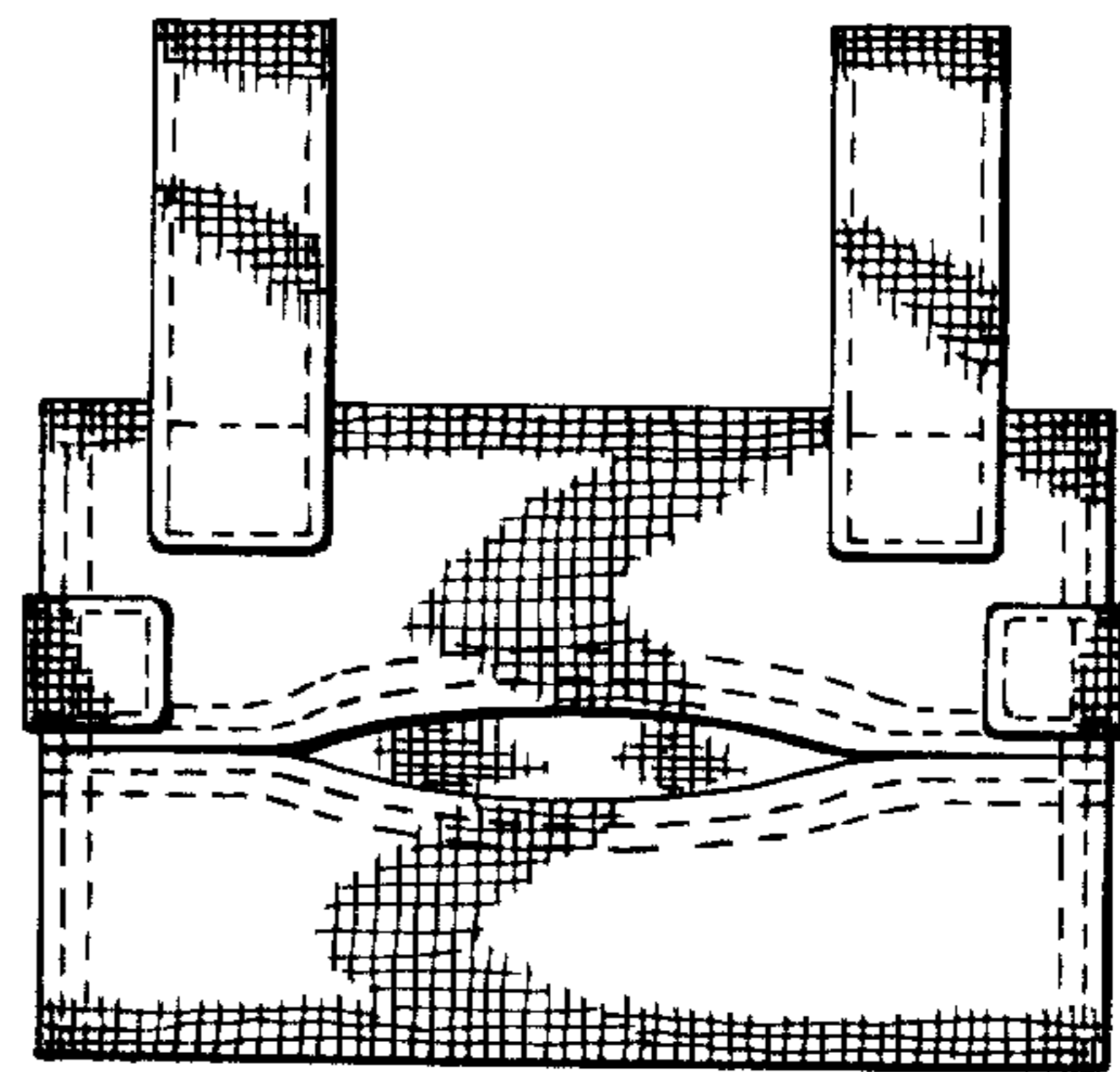


FIG. 3

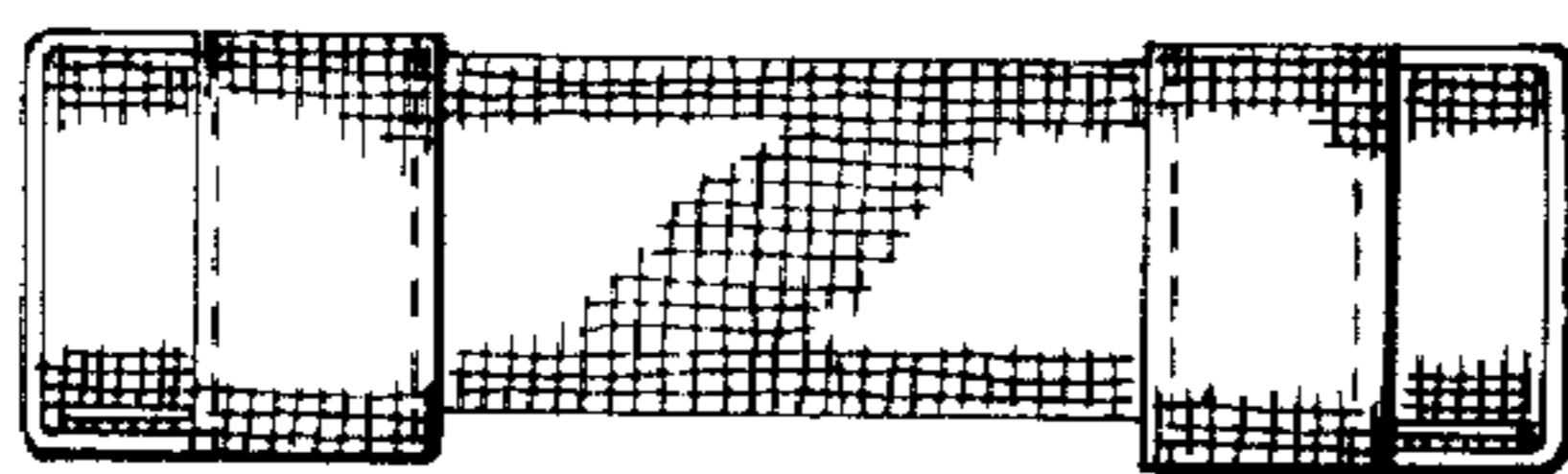


FIG. 5

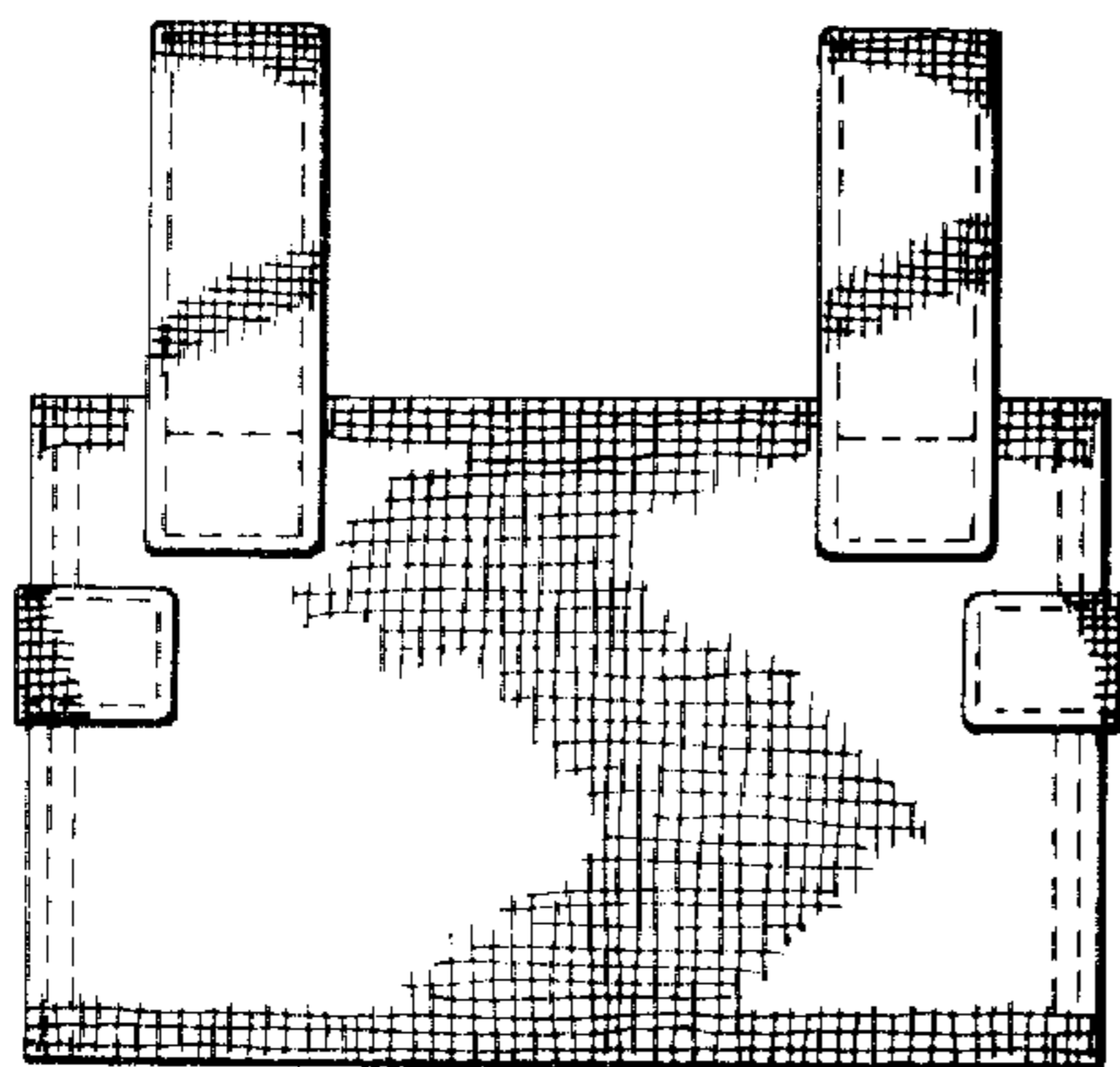


FIG. 6

