

[54] MODULAR LOCKER UNIT PRIMARILY FOR OUTDOOR USE

3,710,736 1/1973 Biondi et al. 312/216

[76] Inventors: Phyllis R. Biondi; Jerry M. Kelso, both of Kineway Rte. 728, Markham, Va. 22643

Primary Examiner—Bruce W. Dunkins
Attorney, Agent, or Firm—George R. Douglas, Jr.

[**] Term: 14 Years

[57] CLAIM

[21] Appl. No.: 886,706

The ornamental design for a modular locker unit primarily for outdoor use, as shown and described.

[22] Filed: Mar. 14, 1978

DESCRIPTION

[51] Int. Cl. D6—05

FIG. 1 is a perspective view of a modular locker unit primarily for outdoor use.

[52] U.S. Cl. D6/4; D6/149; D6/154

FIG. 2 is a plan view thereof.

[58] Field of Search D6/167-172, D6/158-166, 146; 312/125, 198, 111, 216; 109/50, 52, 53

FIG. 3 is a perspective view of a modified version of the modular locker unit of FIG. 1 on a reduced scale and wherein the umbrella has been omitted for convenience of illustration.

[56] References Cited

FIG. 4 is an exploded view of the FIG. 3 locker unit with a portion of the umbrella handle being omitted for convenience of illustration.

U.S. PATENT DOCUMENTS

FIG. 5 is an enlarged fragmentary view showing the ornamentation on one of the identical doors of FIG. 1 in greater detail.

D. 207,191	3/1967	Kearns et al.	D6/146 X
D. 243,658	3/1977	Schneider	D6/146 X
2,078,813	4/1937	Sarullo et al.	312/125
2,847,265	8/1958	Kulik	312/198 X
3,257,154	6/1966	Lewis	D6/146 X
3,526,443	9/1970	Smith	D6/146 X
3,682,523	8/1972	Esposito	312/198

The surface of the bottom of the locker unit is substantially planar. The locker unit is symmetrical with the undisclosed doors of FIGS. 1, 3 and 4 being like the respective doors shown.

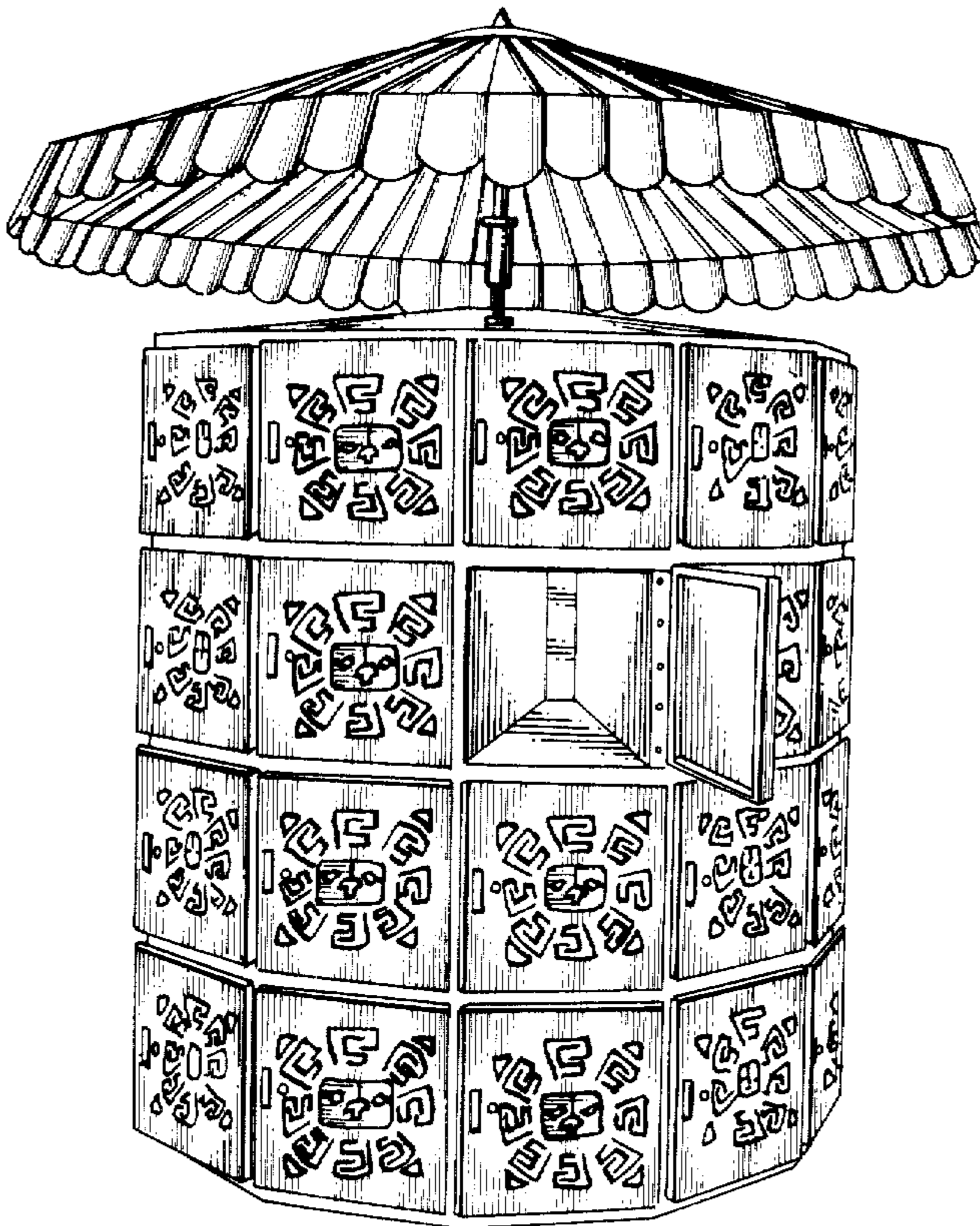


FIG. 1.


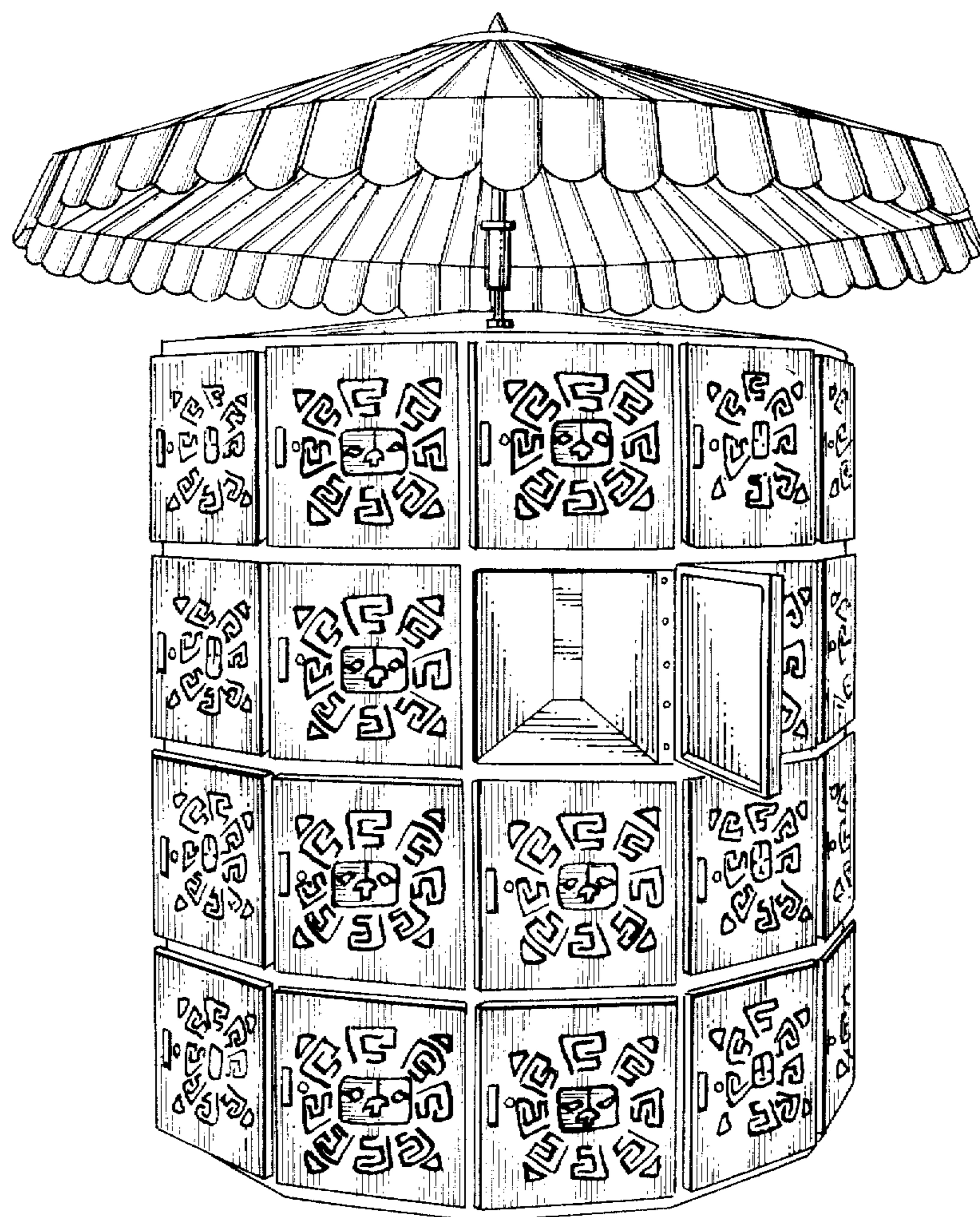


FIG. 5.




FIG. 2.

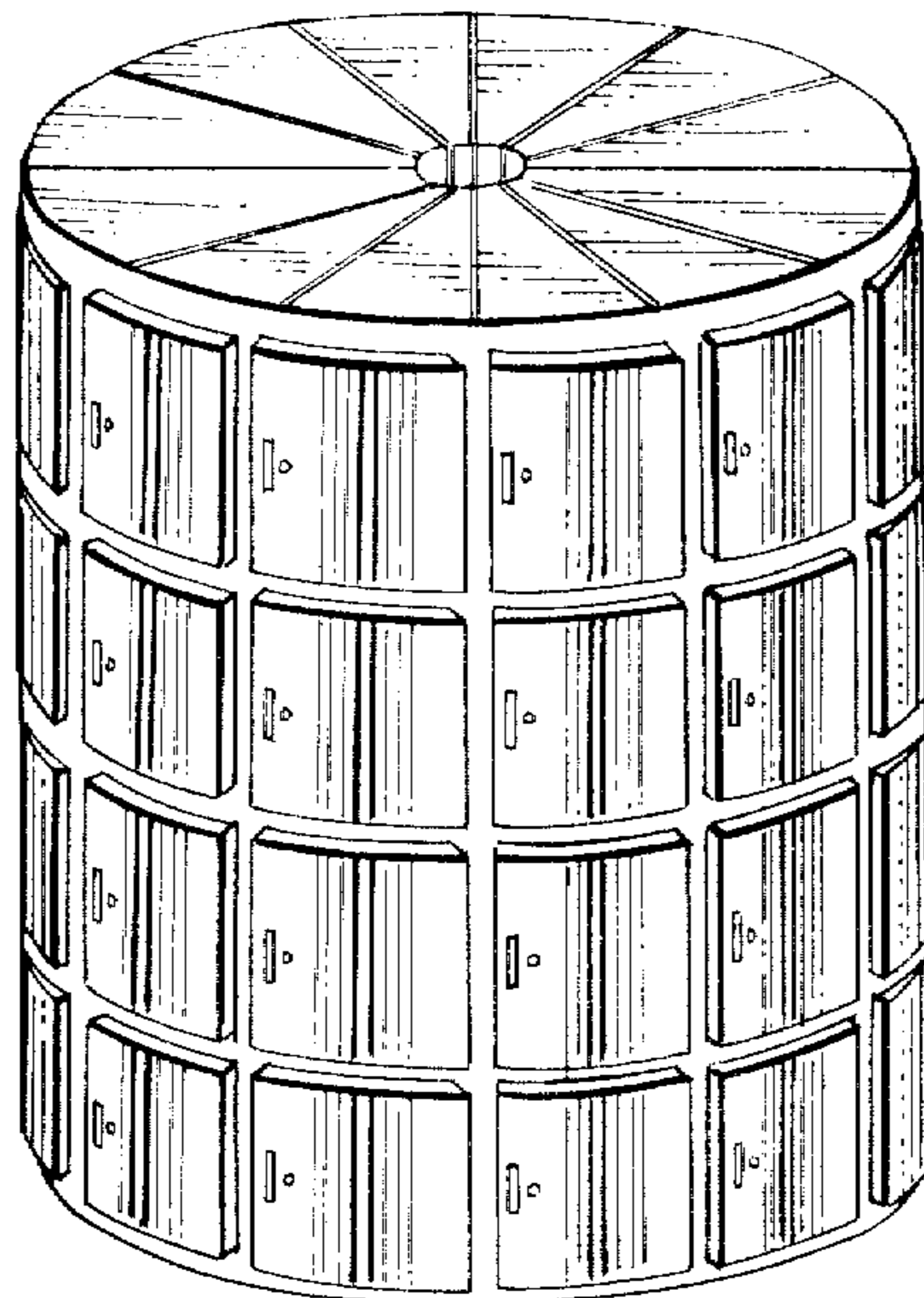


FIG. 3.

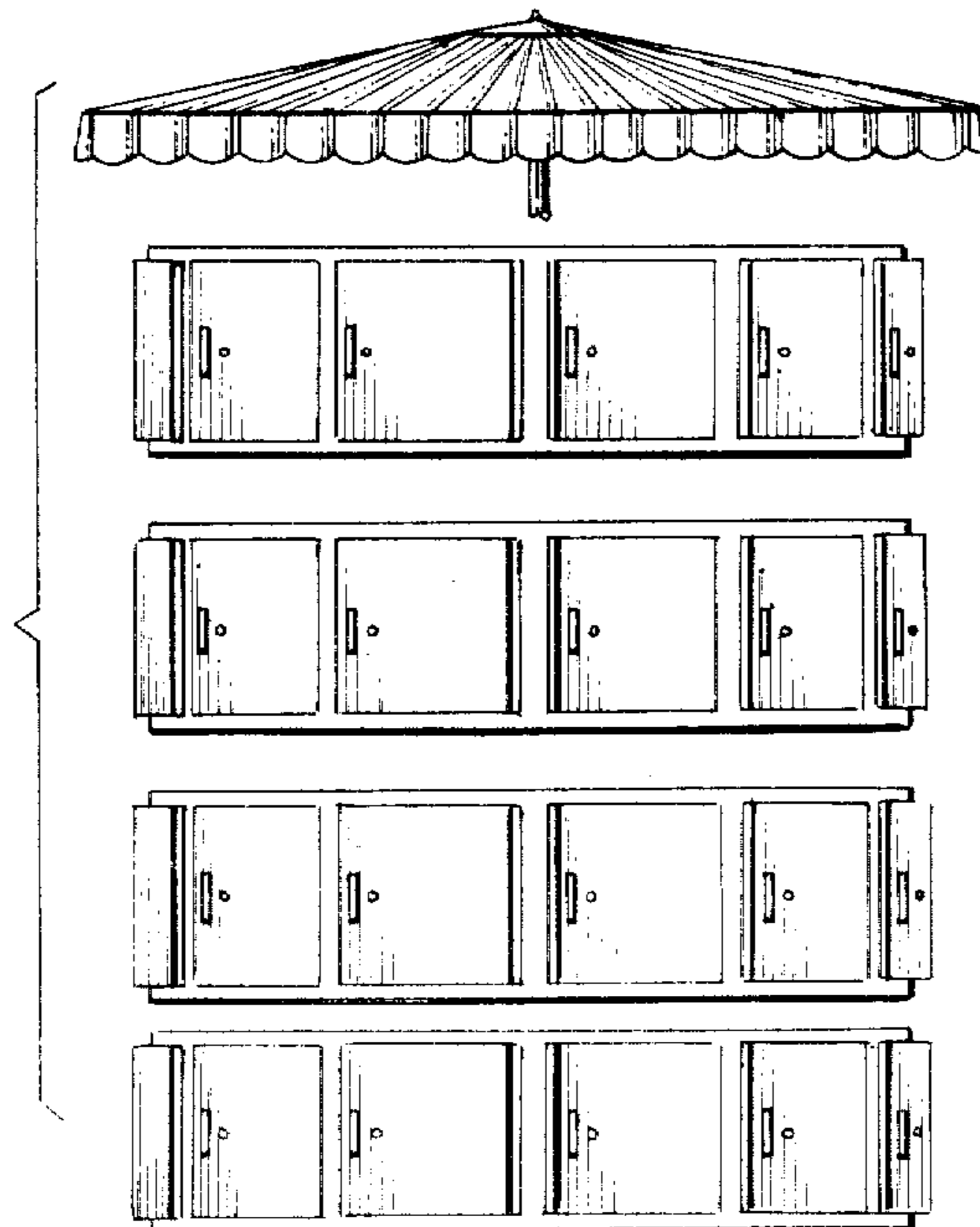


FIG. 4.