

[54] CASSETTE HOLDER

[75] Inventors: Anthony Gelardi, Kennebunkport;  
Paul Gelardi, Cape Purpose; Steven  
Swinburne, Scarborough; Mike  
Janiszewski; Robert MacLeod, both  
of Biddeford; James Philippe; David  
Philippe, both of Sanford, all of Me.

[73] Assignee: Shape, Inc., Biddeford, Me.

[\*\*] Term: 14 Years

[21] Appl. No.: 114,580

[22] Filed: Jan. 23, 1980

[51] Int. Cl. .... D3—02

[52] U.S. Cl. .... D3/35

[58] Field of Search ..... D3/30, 33, 35; D14/6,  
D14/11; 200/387

[56] References Cited

U.S. PATENT DOCUMENTS

D. 229,585 12/1973 Singleton ..... D3/35  
D. 233,916 12/1974 Van Wyngarden et al. .... D3/35  
D. 236,238 8/1975 Larsson ..... D3/35

D. 238,401 1/1976 Ackerey ..... D3/35  
D. 247,794 4/1978 Tazawa et al. .... D3/35  
4,191,292 3/1980 Schweizer ..... 206/387

FOREIGN PATENT DOCUMENTS

2612773 10/1976 Fed. Rep. of Germany ..... 206/387

Primary Examiner—George P. Word  
Attorney, Agent, or Firm—Staas and Halsey

[57] CLAIM

The ornamental design for cassette holder, as shown  
and described.

DESCRIPTION

FIG. 1 is a front elevational view of a cassette holder  
showing our new design;  
FIG. 2 is a rear elevational view thereof;  
FIG. 3 is a right side elevational view thereof;  
FIG. 4 is a left side elevational view thereof;  
FIG. 5 is a top plan view thereof;  
FIG. 6 is a bottom plan view thereof;  
FIG. 7 is a top perspective view with the tray thereof in  
open position; and  
FIG. 8 is a bottom perspective view thereof with the  
tray in open position.

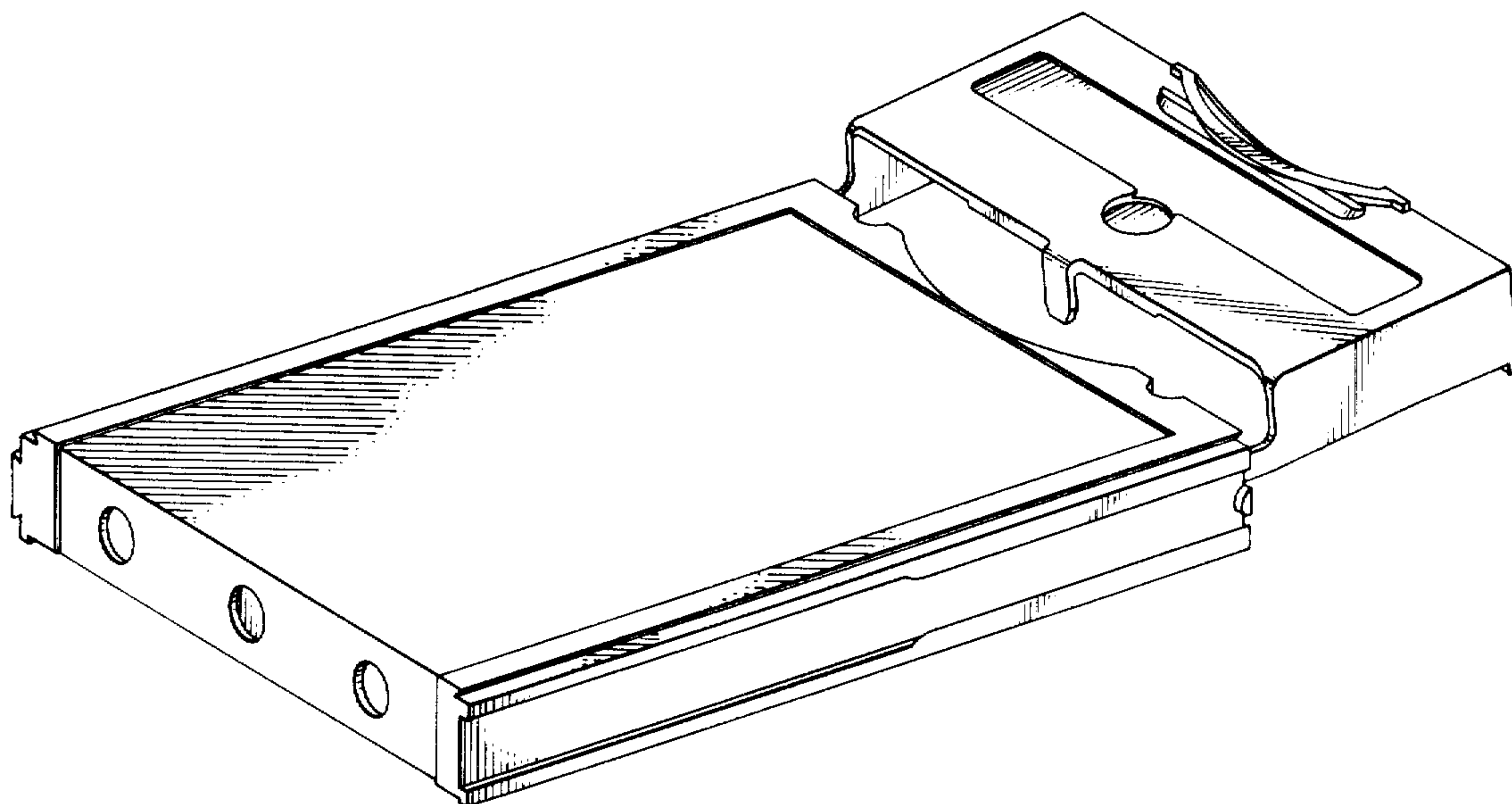


FIG. 1.




FIG. 2.

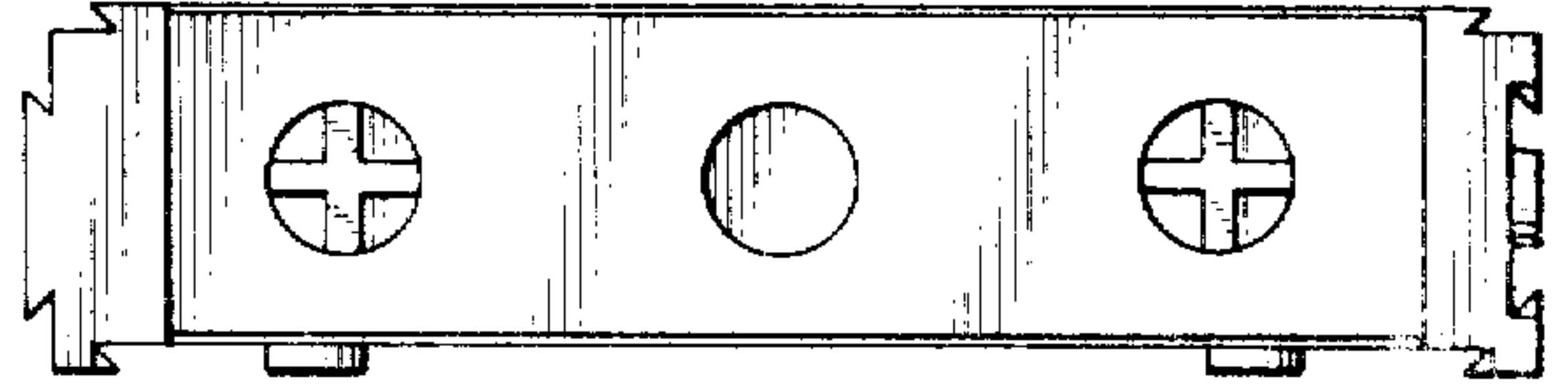


FIG. 3.




FIG. 4.

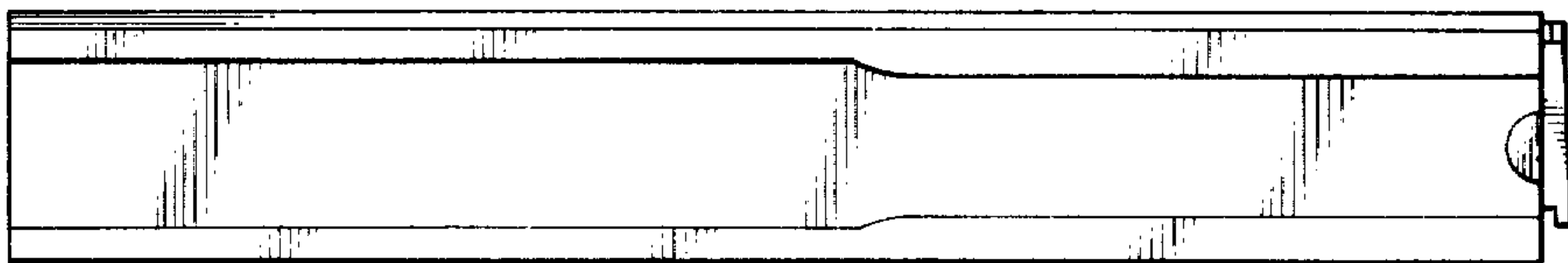


FIG. 5.



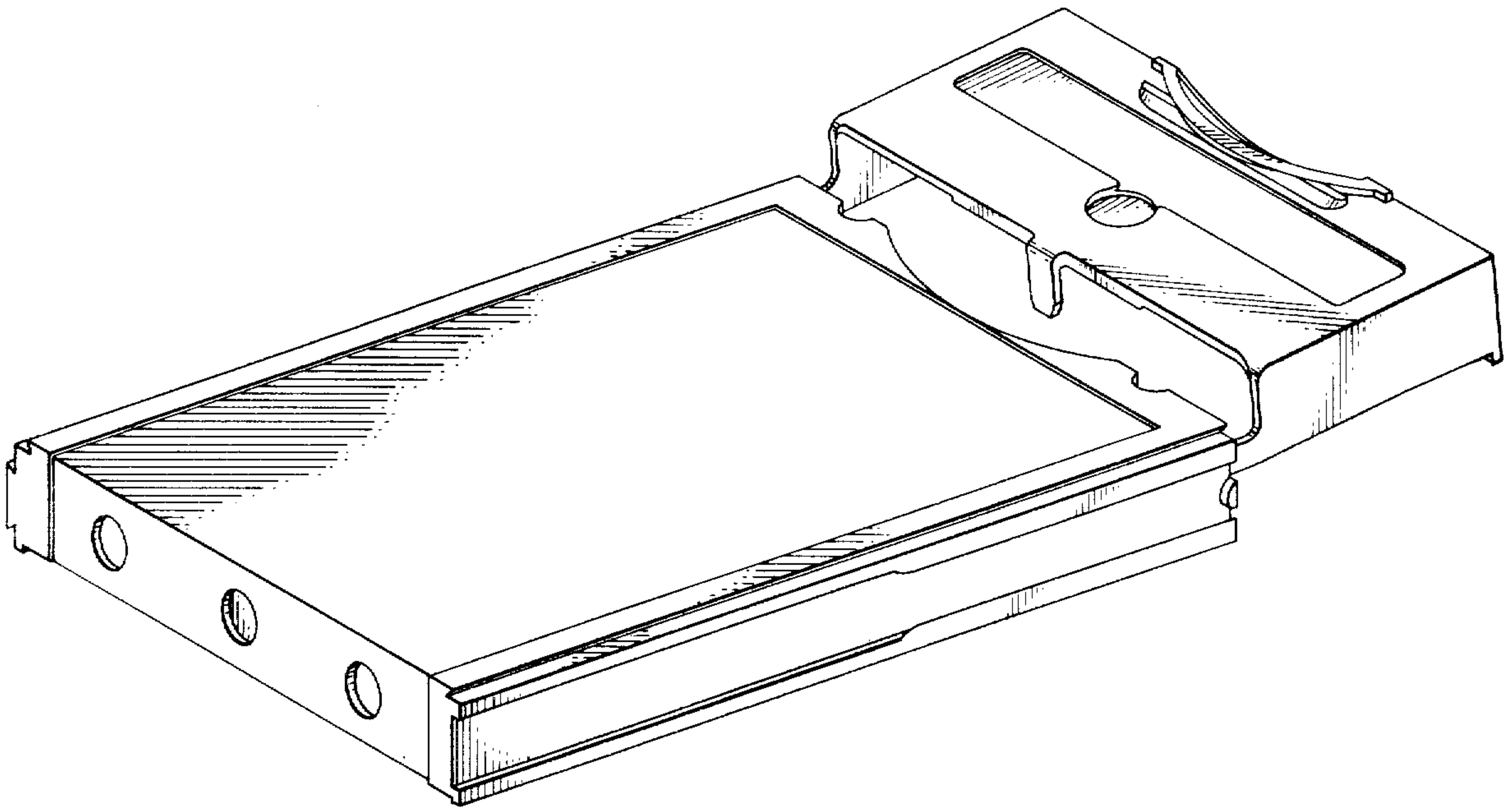


FIG. 6.



*FIG. 7.*



*FIG. 8.*

